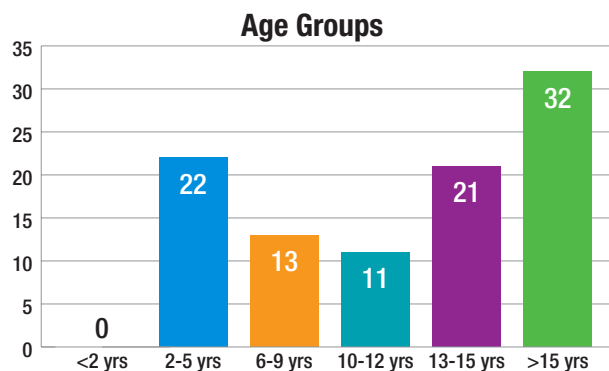


2015 Program Overview

	Admitted Patients	Average Length of Stay (In Days)	Average Therapy Hours (Per Day)
Traumatic Brain Injury	28	27	5.30
Non-Traumatic Brain Injury	25	31	5.07
Stroke	3	22	4.82
Spinal Cord Injury	6	17	4.87
Neurologic Conditions	19	13	4.89
Post-Surgery	3	15	4.95
Burn/Ortho	15	19	4.90
Overall in 2015	99	23	5.06

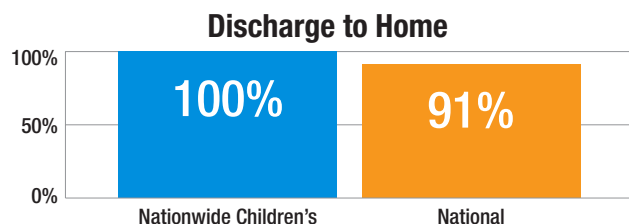
Focus on Children and Young Adults

More than half (53 percent) of admissions were teenagers, aged 13 years and older.



Return to Home

In 2015, all of our patients were able to return home, no matter the initial diagnosis or prognosis.

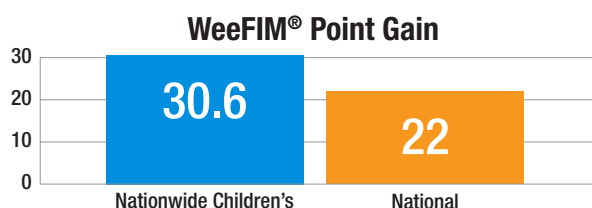


Customer Satisfaction

In 2015, 103/107 (97 percent) of our discharged patients and families were satisfied with our program.

National Outcomes

The WeeFIM® is a tool used to assess and measure the level of assistance needed by the child to perform basic life activities effectively. The high rating indicates a greater level of independence. In 2015, our patients made more “functional” gains towards independence.



For more information, visit NationwideChildrens.org/Rehabilitation



NATIONWIDE CHILDREN'S
When your child needs a hospital, everything matters.™