

Xopenex® HFA

(Levalbuterol tartrate with
spacer and mask)
200 puffs per inhaler



Reason for taking this medicine:

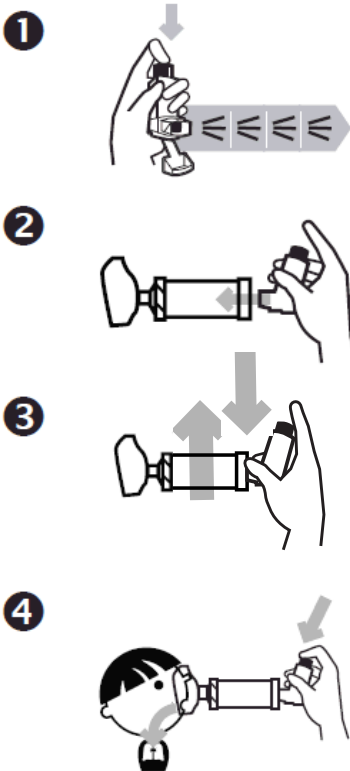


- To give you **quick relief** by opening the airways.
- This is a rescue medicine and should be used for coughing, wheezing, or shortness of breath.
- If you are in the yellow zone on your asthma action plan, use this medicine.

How and when to take this medicine:

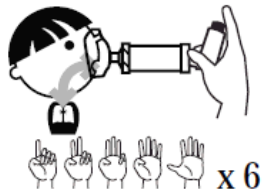


- Use a spacer and mask with this inhaler.
- Use 2 puffs for coughing, wheezing, or shortness of breath.

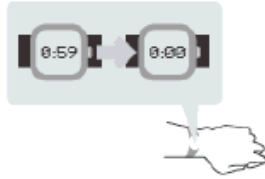


1. The **first time** you use this inhaler:
 - Shake and then push down on the inhaler 4 times to prime or waste inhaler.
 - Spray the medicine into the air.
2. Place the **inhaler** in the end of the spacer.
3. Shake well for 10 seconds.
4. Place mask tightly over the nose and mouth.
 - Push down on the inhaler.
 - Take slow deep breaths.

5





5. Breathe in and out 6 times.



6. Wait 1 minute.

8. Repeat steps 3-5 for second puff.



Wait at least 4 hours between uses.

Possible side effects:

- Can make you fussy
- Sore throat
- Headache



Call the doctor or clinic if:

- Medicine does not help your coughing, wheezing, or shortness of breath.
- You need to use your inhaler in less than 4 hours. Use 2 more puffs and go to your doctor's office, urgent care, ER, or call 9-1-1.
- You need to use your inhaler more than 2 days a week for coughing, wheezing, or shortness of breath.
- You have questions about this medicine or how to use it.

Important things to remember:

- If you do not use this inhaler for more than 3 days, prime the inhaler again.
- Never put the metal canister in water.
- Clean plastic holder each week:
 - Remove the metal canister from the plastic holder.
 - Wipe the tip of the metal canister with a clean dry cloth.
 - Clean plastic holder each week: run warm water through it, shake off water, and set out to dry.
- Clean spacer and mask each week:
 - Soak in warm soapy water for 15 minutes.
 - Run water through it, shake off water and set out to dry.

How to store:

- Store in a cool dry cabinet.
- Do not store in bathroom.
- **Keep out of reach of children.**

