

Xopenex[®] for the nebulizer (levalbuterol)



□ 0.31mg/3mL



□ 0.63mg/3mL



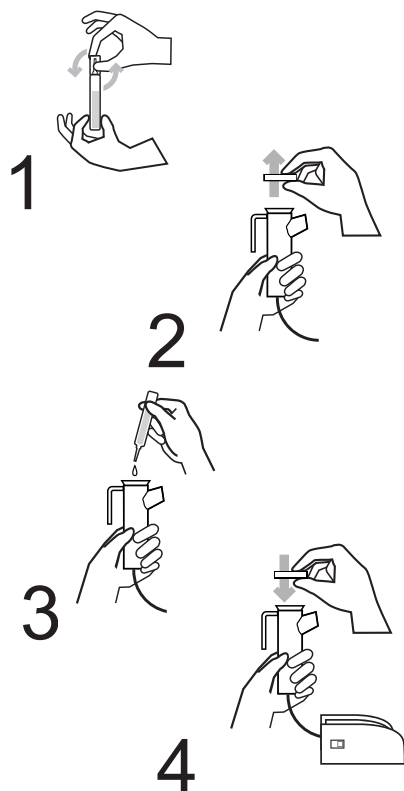
□ 1.25mg/3mL

Reason for taking this medicine:



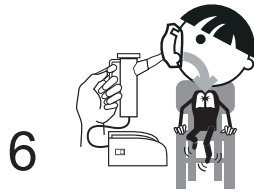
- To give you **quick relief** by opening the airways.
- **This is a rescue medicine and should be used for coughing, wheezing, or shortness of breath.**
- If you are in the **yellow zone** on your asthma action plan, use this medicine.

How and when to take this medicine:



- Use with a nebulizer machine.
- Use 1 vial for coughing, wheezing, or shortness of breath.

1. Twist open vial.
2. Lift cap off nebulizer.
3. Empty the liquid into the nebulizer chamber.
4. Put cap back onto nebulizer.



5. Children 6 years and older:


- Use a mouthpiece
- Sit up and breathe in and out

Children under 6 years old:

- Use mask
- Sit up and breathe in and out


Turn on the nebulizer.

- It will take 10-15 minutes to get the full treatment. The nebulizer will start to sputter near the end of the treatment. Turn off the nebulizer when the chamber is empty.



Wait at least 4 hours between uses.

Possible side effects:



- Can make you hyper or cause your body to shake.
- Can make you fussy
- Sore throat
- Headache

Call the doctor or clinic if:

- Medicine does not help your coughing, wheezing, or shortness of breath.
- You need to use a breathing treatment in less than 4 hours. Use 1 more treatment and go to your doctor's office, urgent care, ER, or call 9-1-1.
- You need to use a breathing treatment more than 2 days a week for coughing, wheezing, or shortness of breath.
- You have questions about this medicine or how to use it.

Important things to remember:

- Clean nebulizer machine daily.
 - Unscrew plastic chamber.
 - Soak in warm soapy water for 15 minutes.
 - Run water through it, shake off water, and set out to dry.

How to store:

- Store in a cool dry cabinet.
- Do not store in bathroom.
- Keep out of reach of children.

