

## Ipratropium for the nebulizer

0.5mg/2.5mL solution




### Reason for taking this medicine:



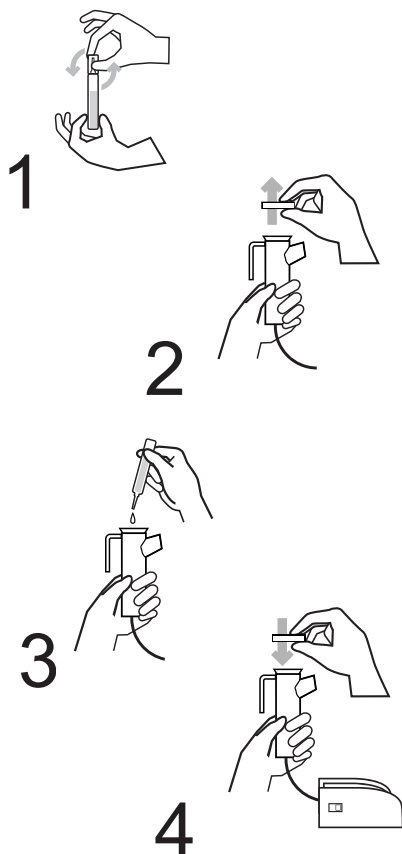
- To give you **quick relief** by opening the airways.
- This is a rescue medicine and should be used for coughing, wheezing, or shortness of breath.**

- If you are in the **orange zone** on your asthma action plan, use this medicine. →

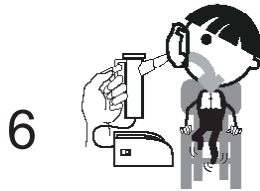


### How and when to take this medicine:

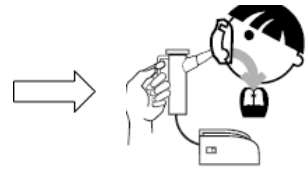
- Use with a nebulizer machine. (breathing machine)
- Use 1 vial for coughing, wheezing, or shortness of breath.



- Twist open 1 vial.
- Lift cap off nebulizer.
- Empty the liquid into the nebulizer chamber.
- Put cap back onto nebulizer.



5. **Children under 6 years old:**
- Use mask
  - Sit up and breathe in and out



6. **Children 6 years and older:**
- Use a mouthpiece
  - Sit up and breathe in and out

7. Turn on the nebulizer.

8. It will take 10-15 minutes to get the full treatment. The nebulizer will start to sputter near the end of the treatment. Turn off the nebulizer when the chamber is empty.

## REFER TO YOUR CHILD'S ASTHMA ACTION PLAN FOR DOSING

### Possible side effects:



- Dizziness, headache
- Dry mouth
- Urinary tract infection
- Cough, difficulty breathing
- Runny nose, sinus infection

### Call the doctor or clinic if:

- **Albuterol doesn't help your asthma and you need to use ipratropium.**
- You need to use a breathing treatment more than 2 days a week for asthma symptoms. Call your doctor for an appointment.
- Changes in vision or eye pain.

### Important things to remember:

- Clean nebulizer machine daily.
  - Unscrew plastic chamber.
  - Soak in warm soapy water for 15 minutes.
  - Run water through it, shake off water, and set out to dry.

### How to store:

- Store in a cool dry cabinet.
- Do not store in bathroom.
- **Keep out of reach of children.**

