

## Atrovent® HFA


(Ipratropium with spacer and mask)

200 puffs per inhaler


Metered dose inhaler



### Reason for taking this medicine:

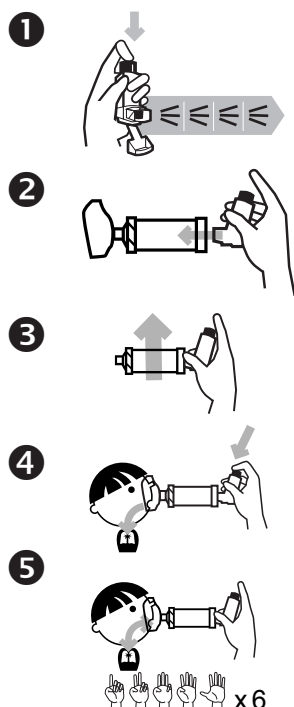


- This medicine will give you **quick relief** by opening the airways.
- **This is a rescue medicine and should be used for coughing, wheezing, or shortness of breath.**
- If you are in the **orange zone** on your asthma action plan, use this medicine. →

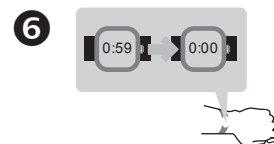


### How and when to take this medicine:

- Use a spacer and mask with this inhaler.
- Use 4 to 8 puffs when signs of an asthma attack are starting.



1. The **first time** you use this medicine:
  - Shake and then push down on the inhaler 2 times to prime or waste the inhaler.
  - Spray the medicine into the air.
  - The dose counter should show: 200.
2. Place the **inhaler** in the end of the spacer.
3. Shake well for 10 seconds.
4. Place mask tightly over the nose and mouth.
  - Push down on the inhaler.
  - Take slow, deep breaths.
5. Breathe in and out 6 times.
6. Wait 1 minute.
7. Repeat steps 3-5 for second puff.



**REFER TO YOUR CHILD'S ASTHMA ACTION PLAN FOR DOSING**

### Possible side effects:



- Dizziness, headache
- Dry mouth
- Urinary tract infection
- Cough, difficulty breathing
- Runny nose, sinus infection

### Call the doctor or clinic if:

- **Albuterol doesn't help your asthma and you need to use ipratropium**
- You need to use a breathing treatment more than 2 days a week for asthma symptoms.
- Changes in vision or eye pain
- You have questions about this medicine or how to use it.

### Important things to remember:

- Prime or waste inhaler with 2 puffs the very first time you use this inhaler.
- If you do not use this inhaler in 3 days, prime or waste 2 puffs before using.
- Never put the metal canister in water to see if it is full or empty.
- Clean the inhaler each week:
  - Remove the metal canister from the plastic holder.
  - Wipe the tip of the metal canister with a clean dry cloth.
  - Clean plastic holder each week: run warm water through it, shake off water, and set out overnight to dry.
- Clean spacer and mask each week:
  - Soak in warm soapy water for 15 minutes.
  - Run water through it, shake off water, and set out to dry.
- Atrovent® HFA has a dose counter to tell you when the inhaler is empty.
- Refill your inhaler when the dose counter shows: "020."

### How to store:

- Store in a cool dry cabinet.
- Do not store in bathroom.
- Keep out of reach of children.

