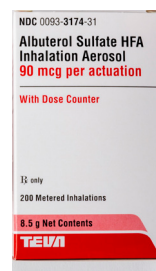



# Albuterol HFA With Spacer and Mask

Ventolin® HFA  
Proventil® HFA and  
ProAir® HFA


(Albuterol with spacer and mask)

200 puffs per inhaler



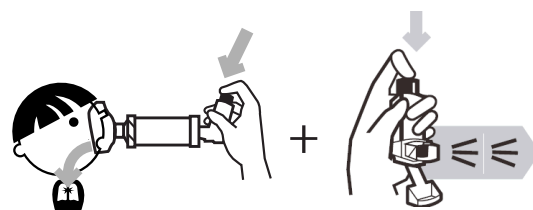
## Reasons for Taking This Medicine:

- To give you fast relief from asthma symptoms of **coughing, wheezing, or shortness of breath.**
- This medicine works by opening the airways. It usually works within 15 minutes.
- If you are in the **yellow, orange or red** zone of your asthma action plan, use this medicine.
- Your doctor may also tell you to use this medicine 15-30 minutes before exercising.



## When and How to Use This Medicine:

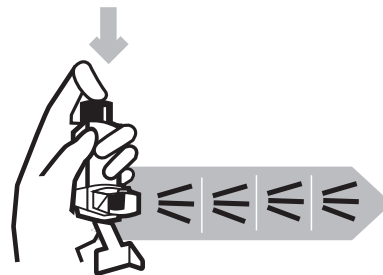
- Use the prescribed number of puffs for **coughing, wheezing, or shortness of breath.**
- Use a spacer and mask with this inhaler.



**NATIONWIDE CHILDREN'S®**  
*When your child needs a hospital, everything matters.*

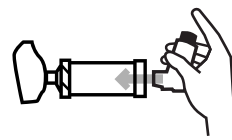
The **first time** you use a **new** albuterol inhaler:

- Shake it and then push down on the top of the inhaler.
- Spray the medicine into the air 4 times.
- After you do this, the dose counter will be at 200.
- Now it is ready to use (primed).

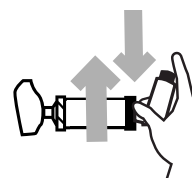


## Use These Steps to Take the Medicine

**1** Place the inhaler in the end of spacer.




**2** Shake well for 10 seconds.




**3** Place mask tightly over the nose and mouth.

- Push down on the inhaler

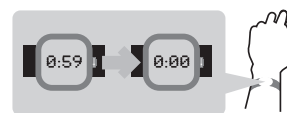


**4** Breathe in and out 6-8 times.

- If the spacer has a nose valve (flap), you will see it move with each breath.




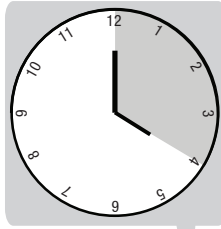

**5** Wait 1 minute.



**6** Repeat steps 2-4 for your next puffs.




**NATIONWIDE CHILDREN'S**  
*When your child needs a hospital, everything matters.*



**Wait at least 4 hours between doses.**

### **Possible Side Effects:**

- Fast heart beat
- Can make you feel hyper or shaky
- Can make you fussy or irritable
- Sore throat
- Headache



### **Call the Doctor or Clinic If:**

- This medicine doesn't help your coughing, wheezing, or shortness of breath.
- You need to use your inhaler again in less than 4 hours.
- You often need to use your inhaler many times a week for relief of symptoms.
- You have questions about your medicine.

### **Go to an Urgent Care, ER or Call 911:**

- After using this medicine and it is still hard to breathe or you are wheezing badly.



**NATIONWIDE CHILDREN'S**  
*When your child needs a hospital, everything matters.*

## Important Things to Remember:

- If you haven't used this inhaler in 2 weeks, prime with 1 puff before using.
- Never remove the metal canister from the inhaler or put the inhaler in water.
- One time each week, clean the inhaler by wiping a cotton swab in the opening where the medicine sprays out.
- One time each week, clean spacer and mask by:
  - Soaking in warm soapy water for 15 minutes.
  - Running warm water through it.
  - Shaking off water and setting it out to dry.
- This inhaler does have a dose counter. Refill your inhaler when the dose counter reads 20. (The inhaler will run out of medicine at "0" even if it still sprays.)

## How to Store:

- In a cool, dry cabinet
- Don't store it in the bathroom.
- **Keep it out of reach of young children even when the inhaler is for your child.**

