

Nationwide Children's Bi-Weekly COVID-19 Community Dashboard



06/03/2021

6/3/2021

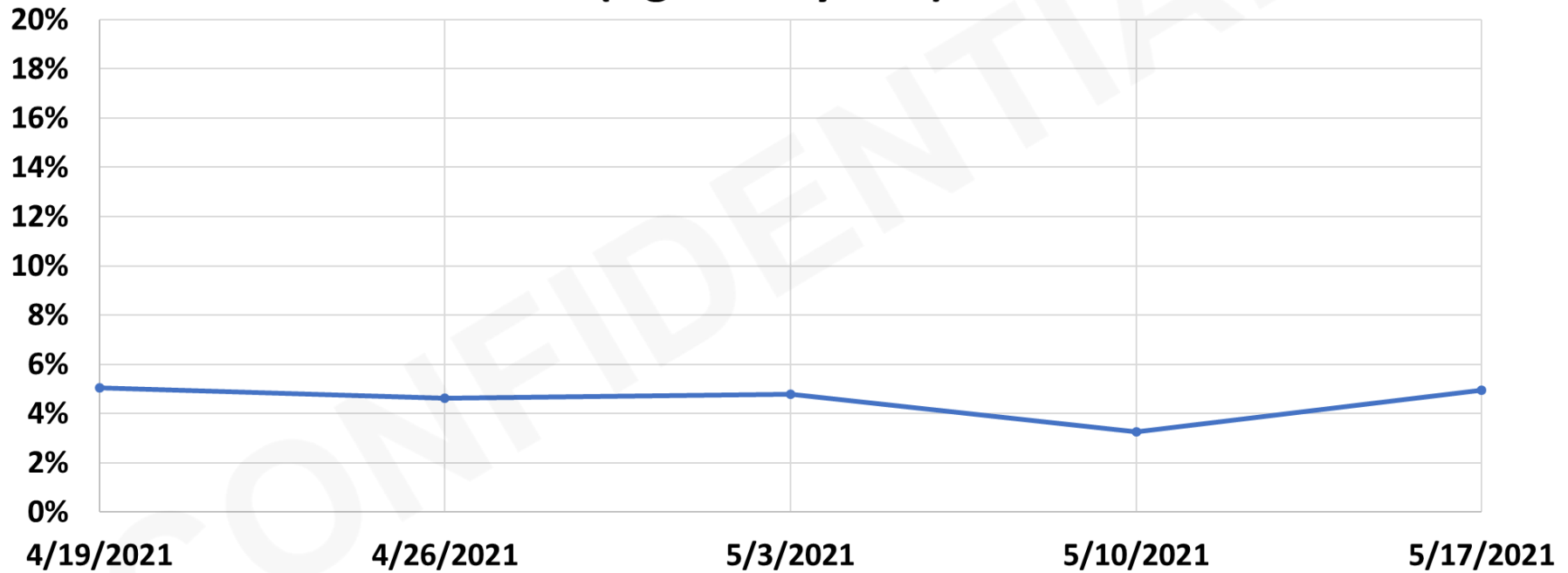
Notes

- The following data only reflect pediatric patients with COVID-19 testing obtained at NCH. In addition to testing patients with symptoms suspicious for COVID-19, testing indications at NCH also include testing all hospitalized patients (regardless of indication for admission) and all patients prior to procedures.
- For the above reasons, these data are not broadly generalizable to the entire pediatric population of Central Ohio. Clinicians should refer to their local public health department for further information.

Data Dictionary

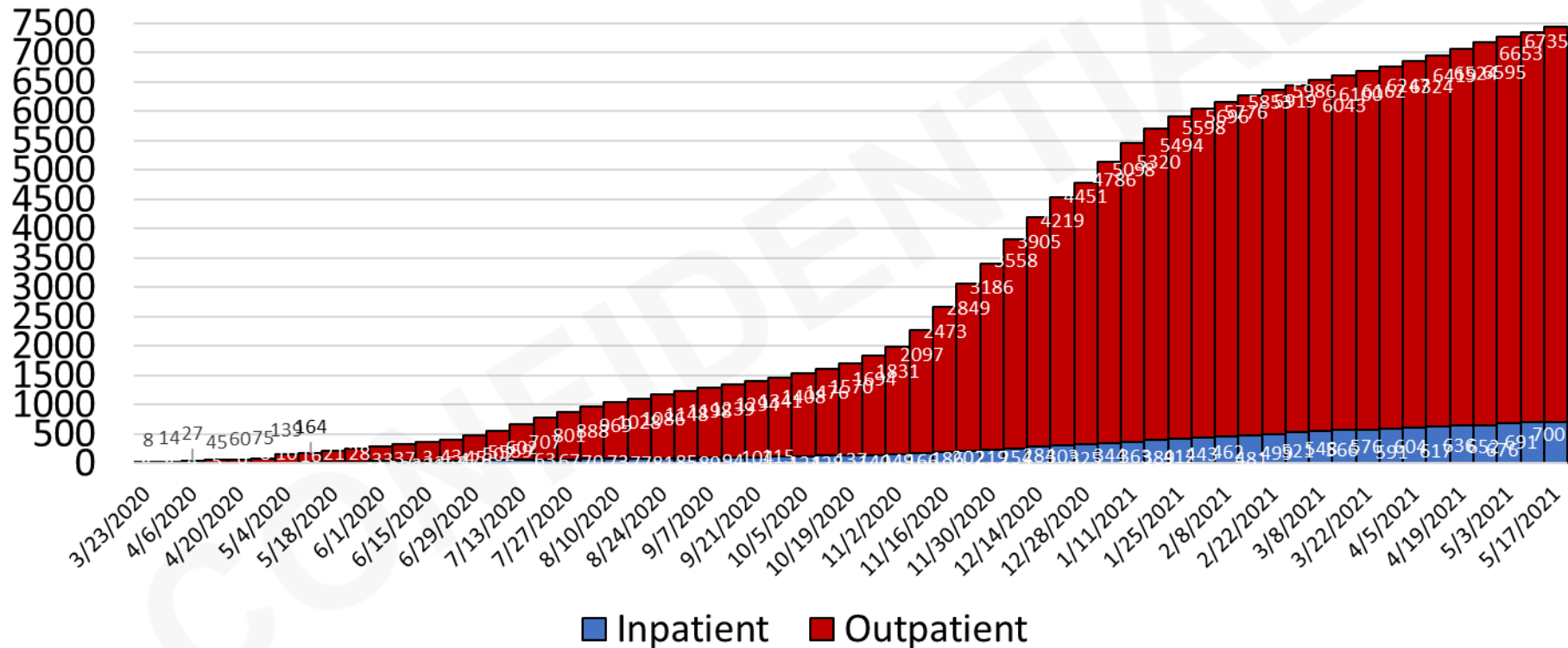
	Clinical	Surveillance
Inpatient	Testing performed on hospitalized patients with signs or symptoms of COVID-19	Routine admission testing upon hospitalization of asymptomatic patients
Outpatient	All outpatient testing not obtained for operative or procedural indications	Routine testing prior to scheduled operation or procedure

Outpatient Percent Positive Clinical Testing By Week (Age < 18 years)



6/3/2021

Nationwide Children's Cumulative COVID-19 Patients

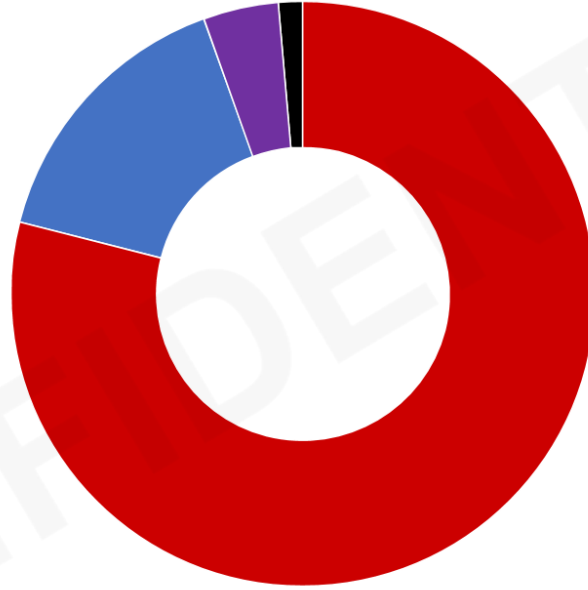


6/3/2021



NATIONWIDE CHILDREN'S
When your child needs a hospital, everything matters.

COVID-19 Clinical Severity (Age < 18 years)



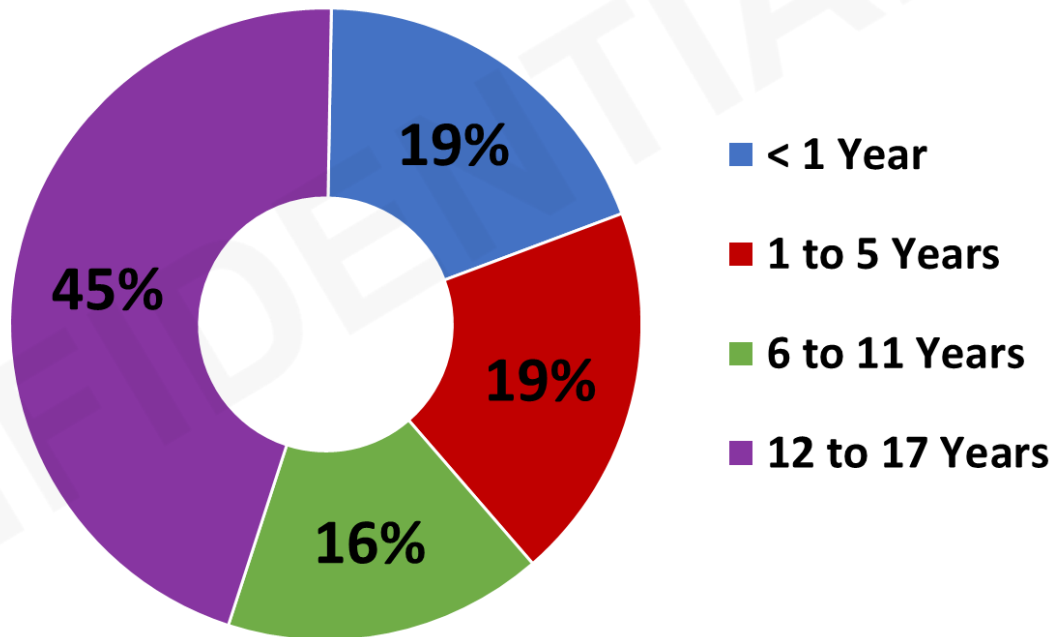
■ Surveillance 16%

■ Clinical - ICU <1%

■ Clinical - Outpatient 79%

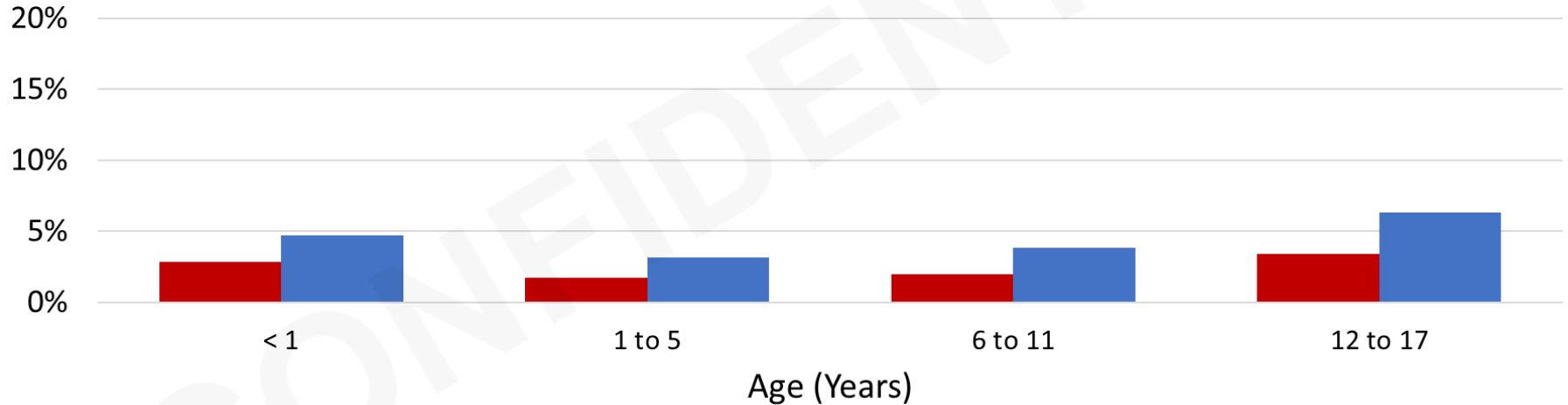
■ Clinical - Hospitalized 4%

Age Distribution of Children Admitted to NCH due to COVID-19 (March 2020 to May 17, 2021)



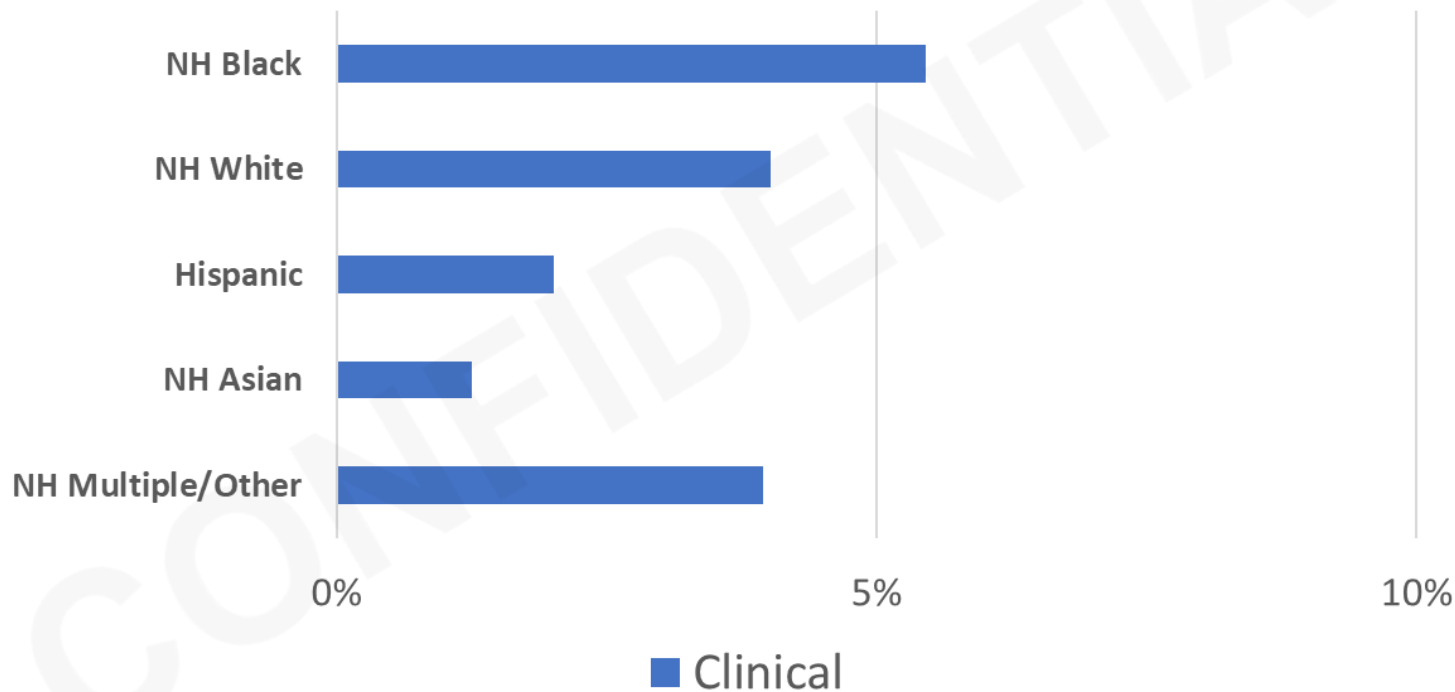
Outpatient Percent Positive Testing: By Age (April 19, 2021 to May 17, 2021)

■ Surveillance ■ Clinical



6/3/2021

Outpatient Percent Positive Testing: By Race & Ethnicity (April 19, 2021 to May 17, 2021)



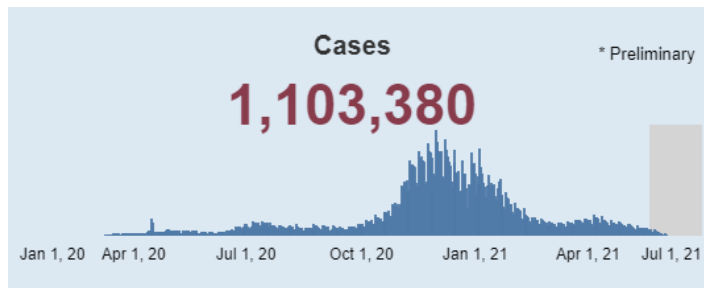


COVID-19 Public Health Data

(To Date as of June 3, 2021)

Ohio
COVID-19 Cases

1,103,380



For more information visit <https://coronavirus.ohio.gov/wps/portal/gov/covid-19/dashboards>.

6/3/2021



NATIONWIDE CHILDREN'S
When your child needs a hospital, everything matters.



COVID-19 Public Health Data

(To Date as of June 3, 2021)

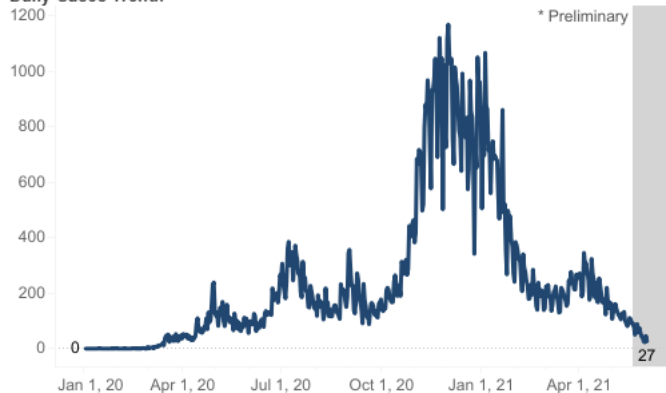
Franklin County COVID-19 Cases

128,033

Franklin | Cases

Total Cases: 128,033

Daily Cases Trend:



For more information visit <https://coronavirus.ohio.gov/wps/portal/gov/covid-19/dashboards>.

6/3/2021



NATIONWIDE CHILDREN'S

When your child needs a hospital, everything matters.

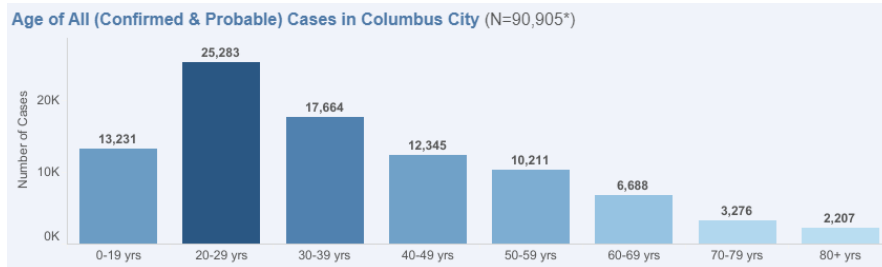


COVID-19 Public Health Data

(To Date as of June 3, 2021)

Columbus Pediatric COVID-19 Cases

13,231



For more information visit <https://www.columbus.gov/publichealth/Coronavirus-Portal/>.

6/3/2021