

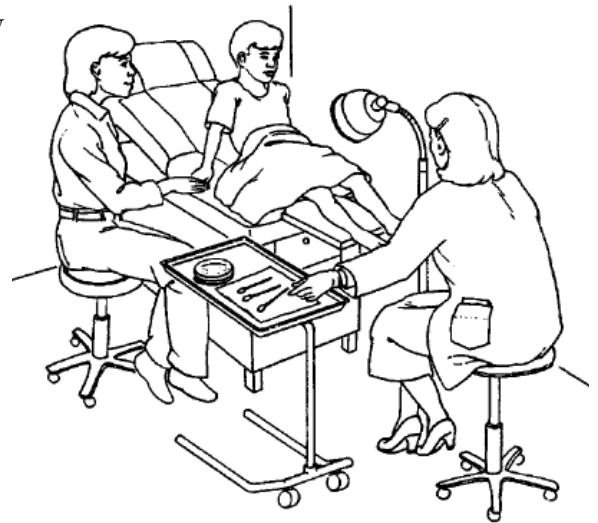


Genital Exam – Male (Pre– or Early Puberty)

An exam of your child's genitals (JEN-ah-tuls) is done to check for possible disease, injury or abnormality. A parent may stay in the room during the exam if the child does not mind (Picture 1).

During the exam

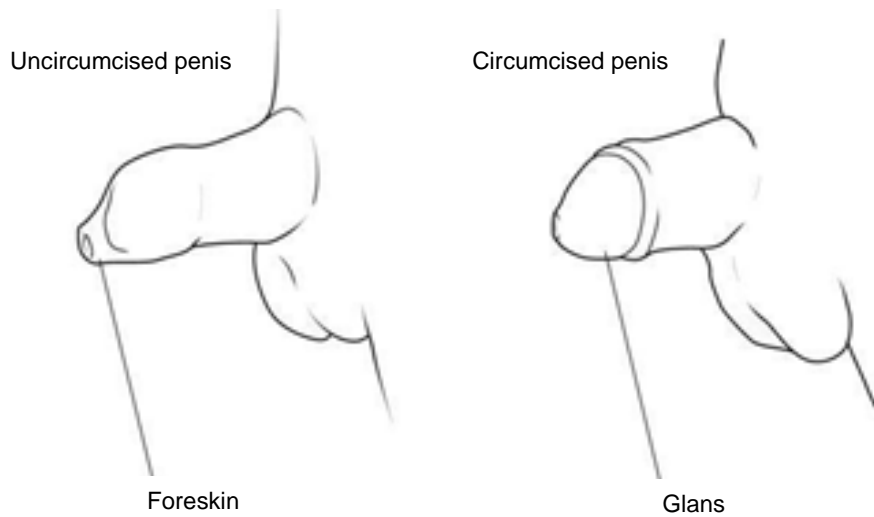
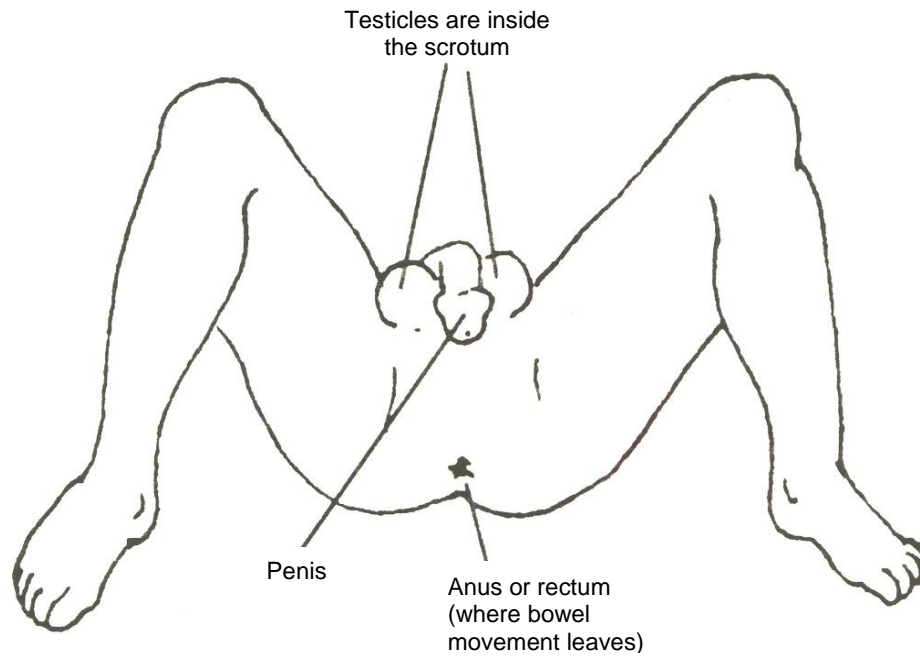
- You may be asked to help your child lower his pants and possibly have him put on a hospital gown.
- The doctor or nurse will explain what will happen before and during the exam.
- The exam may be done with your child lying on the examination table or standing up.
- The doctor will put on disposable gloves and may turn on a bright light to see the area better.
- In some cases, after checking your child's penis, scrotum, testicles and rectal areas (Picture 2 , page 2), the doctor may want to do some laboratory tests. A specimen may be taken by touching the opening of the penis, rectum, or surrounding areas with a swab (like a long Q-tip®). This may feel uncomfortable but it should not hurt.
- During the exam your child may be slightly uncomfortable. The exam is not painful.



Picture 1 Getting ready for a genital exam.

After the exam

- After the exam, you may help your child get dressed.
- The doctor will discuss the exam with you and answer any questions you may have.
- You will be called within a week if any laboratory tests are not normal and your child needs treatment. **Be sure the doctor or nurse has your correct phone number or a way to contact you.**
- Sometimes, a follow-up appointment will be scheduled before you leave.



Picture 2 The external reproductive organs are the parts of the body the doctor will check during a genital exam.