



---

# **NCH Master Interior Sign Standards**

## **Design Guidelines Drawing Package**

---

**Created for Architects, Designers and Sign Companies by:**  
Nationwide Children's Hospital Engineering Services Department  
Ross Hall, Room 4000 614.355.1600

Revision Date: **2025 0401**

---

The intent of this document is to establish interior sign standards which must be followed to maintain brand continuity and wayfinding effectiveness. Architects, designers and sign companies are to discuss and receive approval from the NCH Interiors Team prior to execution.



Dwg #	Content	Page #
<b>Table of Contents</b> 2		
X1	Introduction Abbreviations and Terms	3
X2	Program Conditions and Bid Criteria/ General Notes	4
X3	Nationwide Children’s Logo Usage	5
X3.01	Nationwide Children’s Logo Usage Color Backgrounds	6
X3.02	Nationwide Children’s Logo Usage Co-Branding with Partner Logos	7
X4	Approved Signage Font & Hierarchy Whitney (Primary) Arial (Alternate)	8
X5	Approved Color Palette	9
X6	Arrows and Symbols Artwork	10
X7	Small Animal Friends Artwork	11
X8	Nomenclature Terms	12-13
X9	Message Schedule, Placement Plan & Reference Key	14
<b>Room Identification Signs</b>		
A1	Standard Office/Room Sign - Without Number Identification 8 1/2” x 9” – ADA Compliant	15
A2	Standard Office/Room Sign - With Number Identification and Symbol 8 1/2” x 9” – ADA Compliant	16
A3	Standard A1 Patient Room Donor Sign 8 1/2” x 15 7/8” – Tactile Message (Refer to Donor Manual for more info)	17-18
A4	Standard Informational Sign Large 8 1/2” x 9” – No Tactile or Braille	19
A5	Small Informational Sign Small 8 1/2” x 4 1/2” – No Tactile or Braille	20
A6	Small Informational Sign Small 8 1/2” x 4 1/2” – with Braille	21
<b>Room Identification Sign Insert Holders</b>		
B1	Standard Room Insert Holder	22
B2	Standard Paper Insert	23
B3	Magnetic Insert Holder 8 1/2” x 2 5/8” – Magnetic	24
B4	Standard Precautionary Magnetic Inserts (Not for Behavioral Health)	25

Dwg #	Content	Page #
<b>Sliders</b>		
C1	Single Slider Two Message 8 1/2” x 2 5/8”	26
C2	Double Slider Four Message 8 1/2” x 4”	27
C3	Large Format Slider 17” x 11”	28
<b>Wall Directories</b>		
D1	Wall Directory Standard 15 ” x 20”	29
D2	Wall Directory Medium 18 ” x 24”	30
D3	Wall Directory Large 30” x 90”	31
<b>Overhead Signs</b>		
E1	Overhead Directional Sign 6” x 42”, 7” x 42”, 7” x 48”	32
E2	Overhead Wall Mount Button 12” Diameter	33
E3	Overhead Ceiling Grid Mount Button 12” Diameter	34
E4	Wall Mounted Projecting Emergency Equipment Identifier 6” x 6”	35
<b>Facilities Identification Tags</b>		
F1	Door Identification Tag 5” x 1”	36
F2	Workstation Numerical Tag 2 1/2” x 1”	37
<b>Letter Forms</b>		
L1	Large Wall Dimensional Letters 10” Letter/Cap Height	38
L2.a	Medium Wall Dimensional Letters 7” Letter/Cap Height	39
L2.b	Medium Wall Dimensional Letters with Directional Arrow 7” Letter/Cap Height	40
L2.c	Medium Wall Dimensional Letters with Directional Arrow and Elevator Icon 7” Letter/Cap Height	41
L3.a	Small Wall Dimensional Letters with Directional Arrow 4” Letter/Cap Height	42

Dwg #	Content	Page #
L3.b	Small Wall Dimensional Letters with Directional Arrow and Elevator Icon 4” Letter/Cap Height	43
L4	Small Wall Dimensional Letters with Directional Arrow and Elevator Icon Stacked – 4” Letter/Cap Height	44
L5	Offstage Elevator ID with Small Animal Friends 12” x 12”	45
<b>Regulatory Snap Frame Signs</b>		
P	Wall Sign Snap Frames 11” x 17”, 8 1/2” x 11” & 18” x 24”	46
<b>Restroom Signs</b>		
R1	Restroom Wall Sign 8 1/2” x 13 1/2” – ADA Compliant	47
R2	Overhead Restroom Ceiling Mount Button Mount Button 12” Diameter	48
R3	Overhead Restroom Wall Mount Button Mount Button 12” Diameter	49
<b>Life Safety Signs</b>		
S1	Stairs Exit Wall Sign 8 1/2” x 9” – ADA Compliant	50
S2	Stairwell Level ID Sign 23” x 17” – ADA Compliant	51
<b>Standard Stock Signs</b>		
T1	KJ Studios 4” x 4” and 8 1/2” x 11”	52
T2	APCO Notifier Gripper Bar 8 1/2” x 1 7/32”	53
<b>Entrance Vinyl Signs</b>		
V1	Suite ID Glass Door Entrance (6”) (Must coordinate with graphics-free zone)	54
V2	Suite ID Single Door Entrance (4”) (Must coordinate with graphics-free zone)	55
V3	Delayed Egress or glass doors	56
V4	Authorized Personnel Only with optional sensor and hours info	57
V5	Building Entrance Glass Sidelight with hours, weapons and tobacco restrictions information	58

Dwg #	Content	Page #
V6	Weapons and Tobacco Restrictions	59
V7	Caution Automatic Door	60
V8	Magnetometer	61
V9	Registration Desk Number	62
<b>Welcome Signs</b>		
W1	Welcome Sign 4’ x 4’	63
<b>Wall Plaque</b>		
Y1	Special Messaging	64
<b>Occupancy Signs</b>		
Z1	Occupancy Sign 8 1/2” x 5 1/2”	65
<b>Abigail Wexner Research Institute Signage Addendum</b>		
RB-A2	Deboss Room Sign	67
RB-D1	Wall Directory Deboss 15 ” x 30”	68
RB-D3	Wall Directory Large 30 ” x90”	69
RB-V1	Door Vinyl Graphics	70
RB-F1a	Door Identification Tag	71
<b>Behavioral Health Building Addendum</b>		
BH-A2	Painted Room Sign - with Number Identification for Behavioral Health Facilities	73
BH2	Precaution Magnets for Behavioral Health Facilities	74



NCH Master Interior Sign Standards

Design Guidelines Drawing Package

Table of Contents

This is an interactive table of contents.

Click on a drawing listing to access that page directly.

If you have questions please consult with NCH Interiors Team.

The purpose of these guidelines is to provide clarity and consistency with development of interior signage. The sign vendor awarded the contract by Nationwide Children’s Hospital (NCH) and its approved sub-contractors, accepts total responsibility for final control drawings, engineering, materials selection, and sign fabrication and installation based on latest state and federal building codes for each specific location.

NCH assumes no responsibility for final engineering, materials not specified herein, sign fabrication and installation, or use of any non-compliant NCH signs or products developed without prior written consent from NCH. NCH hereby disclaims any and all expressed or implied warranties if these drawings are used for any purpose other than to provide design direction to NCH sign contractors and their sub-contractors.

The drawings within this document are for the exclusive use of NCH. Any other use of these drawings, in whole or in part, without the prior written consent of NCH is prohibited.

EVERYTHING MATTERS.

An unprecedented amount of thought and effort went into the creation of this hospital system. All of which is reflected in a brand that captures our passion. Our purpose. And our commitment to achieving the best outcomes possible for each and every child in our care.

These interior signage and wayfinding guidelines are essential in order to reinforce and maintain continuity of the Nationwide Children’s Hospital brand. To reflect the quality of care provided at Nationwide Children’s Hospital (NCH) the interior signage and wayfinding guidelines have been established to align with the NCH environmental brand.

The intent is to provide clear, concise, and consistent information for the first-time visitor to any of our facilities.

Our guidelines are always evolving. We ask that you please check with the NCH Interiors team to make sure you have the most recent copy of this document.

This Interior Signage and Wayfinding Guidelines Package was created to enable Engineering staff and approved Nationwide Children’s sign companies to:

- streamline the process
- document NCH standards
- create a tool for Vendor’s use
- allow for competitive bidding on projects

Abbreviations & Terms

Throughout this document there are abbreviations and terms that relate to specific traits of each sign and its fabrication. The following is a guide to assist in understanding these abbreviations:

3M®	Manufacturer of vinyl
3M VHB™	3M’s trade name for Very High Bond
Acrylic	Plastic either clear or opaque
ADA	Americans with Disabilities Act
AHJ	Authority Having Jurisdiction
Akzo Nobel®	Sign paint manufacturer
Applique	Rowmark tactile letters/numbers
Avery®	Avery Dennison
Braille	Tactile writing system
Button	Sign extending from wall/ceiling
CAD	Computer Aided Design
Cap Height	Capital letter height
CT	Computer Tomography (X-ray CT)
DOT	Department of Transportation
Finger hole	Semicircular hole for grasping insert
Grade II	Contracted/shortened braille
Grain	Direction of pattern
Illustrator (ai)	Adobe Illustrator vector program
Laminated	Layer of plastic protection
LED	Light Emitting Diode
Matthews®	Sign paint manufacturer
MRI	Magnetic Resonance Imaging
NCH	Nationwide Children’s Hospital
Oracal®	Manufacturer of vinyl
Plastex®	Brand name for non-glare acrylic
PMS®	Pantone Matching System®
PVC	Polyvinyl Chloride
Raster® Bead	Process of creating Braille
Recessed	Receding part or area



NCH Master Interior Sign Standards

Design Guidelines Drawing Package

Introduction Abbreviations & Terms

If you have questions please consult with NCH Interiors Team.

The purpose of these guidelines is to provide clarity and consistency with development of interior signage. The sign vendor awarded the contract by Nationwide Children’s Hospital (NCH) and its approved sub-contractors, accepts total responsibility for final control drawings, engineering, materials selection, and sign fabrication and installation based on latest state and federal building codes for each specific location.

NCH assumes no responsibility for final engineering, materials not specified herein, sign fabrication and installation, or use of any non-compliant NCH signs or products developed without prior written consent from NCH. NCH hereby disclaims any and all expressed or implied warranties if these drawings are used for any purpose other than to provide design direction to NCH sign contractors and their sub-contractors.

The drawings within this document are for the exclusive use of NCH. Any other use of these drawings, in whole or in part, without the prior written consent of NCH is prohibited.



Program Conditions/Bid Criteria/General Notes

1.0 Introduction

It is the responsibility of the Architect and Sign Contractor(s) to become thoroughly familiar with the nature of the signage work to be performed. Site walk-throughs may be coordinated with the NCH Interiors Team.

**Note:** Sign Contractor shall also refer to the Terms and Conditions as provided by the NCH Interiors Team on a per-project basis.

2.0 Scheduling

NCH Interiors Team will establish any scheduling priorities for installation of signs.

3.0 Design Intent Documentation

The design intent drawings included in this document provide fabrication and installation standards. All dimensions contained in this design intent document are based on information available at the time of standards publication. Written dimensions on the drawings shall take precedence over scaled dimensions.

4.0 Field Verification

The Sign Contractor/Architect shall have total responsibility to confirm sign locations and quantities, as well as field verify all dimensional information prior to commencing message schedules, site signage maps and fabrication drawing/proofs.

5.0 Site Signage Location Maps and Color Proofs

It is the responsibility of the Sign Contractor/Architect to provide the NCH Interiors Team the following:

- A. Comprehensive message schedule for all required signage content and wayfinding recommendations.
- B. Sign site location floor plan with each programmed/mapped to a specific location and sign type.
- C. Color proofs of all sign art generated prior to fabrication. These can be in print or PDF form. No project can proceed to fabrication without sign-offs from the NCH Interiors team.

The NCH Interiors Team will provide direction on room numbering. For correct room names please refer to page X9 in this document.

6.0 Fire Code Compliance/ Life Safety Signage

Prior to production, the Sign Contractor/Architect shall secure all required approvals from local fire departments for fire code compliance.

Signage specified with tactile and Grade II Braille must comply with latest Federal legislation guidelines established by the Americans with Disabilities Act (ADA) for both fabrication and installation requirements.

Life safety S1-S2 and restroom wall signs R1-R4 will need to be installed prior to occupancy inspections. These can be either short term/temporary or permanent depending upon the direction of the Architect/General Contractor and inspectors.

It is the responsibility of the Sign Contractor to include in their schedule provided aligning with the timing estimate of these inspections by the Builder. The Architect will be required to supply the Sign Contractor with a list of required signs for inspections.

Evacuation maps, where required, are the responsibility of the Architect and should use Snap Frame document holders . These will be provided in required quantity and location as required by the AHJ. Title block and R.A.C.E. information must be included on all map inserts to accommodate the scale required. A final approval is required by the NCH Interiors Team prior to installation.

7.0 Quality Assurance

The Sign Contractor is responsible for the quality and delivery of all materials, workmanship and installation work required for the successful completion of the contract. The Sign Contractor and/or Architect will be responsible for providing approved subcontractors with complete up-to-date drawings and all project support information.

**The Sign Contractor/Architect shall notify NCH Interiors Team of any discrepancies in these design drawings, as well as in field dimensions or conditions. Issues regarding message fit (line length) or accurate reproduction of the NCH logo must be brought to the attention of the NCH Interiors Team prior to execution.**

UL required identification labels must be placed on a non-conspicuous sign surface for internally illuminated signs. The Sign Contractor shall provide the Owner with complete lamp and power supply replacement information, brand, type, wattage, color, etc. for LEDs in Rondels for in-field servicing.

8.0 Samples/Submissions

The Sign Contractor may be required to produce actual sign samples if requested by Owner to insure conformity to the overall design intent as presented. These samples must be approved by the NCH Interiors Team prior to fabrication.

9.0 Materials

All materials utilized in the construction of signage must conform with the specifications noted in this document.

Akzo Nobel Paint and Matthews Paint are the preferred paint system for NCH. All exposed finishes are to be matte.

3M, Avery and Oracal Vinyl is specified for all opaque, translucent and reflective graphic film applications.

10.0 Finishes and Corners

All sharp corners and edges must be softened to prevent injuries to patients, visitors and staff.

11.0 Site Preparation, Installation and Completion

When installing new signs in an area that already contains existing signage that needs to be removed, it is the responsibility of the Architect/ Sign Contractor along with the NCH Interiors Team to coordinate any removal, patch and paint work through the Operations Department or an independent contractor.

The Sign Contractor is required to clean up after themselves and return the work areas to a same or better condition existing before the install.

12.0 Digital Control Drawing and Artwork Files

The official NCH signage logos, symbols and custom design graphic components will be furnished to the selected Sign Contractor as the original native vector (Illustrator) files.

**Note:** Behavioral Health needs a safety risk analysis to approve what standards can be used.



NCH Master Interior Sign Standards

Design Guidelines Drawing Package

Program Conditions Bid Criteria

This should be read by all sign vendors.


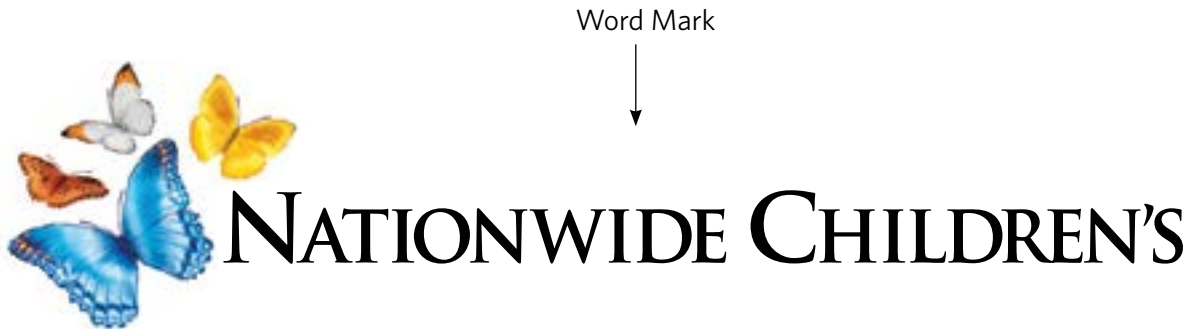
If you have questions please consult with NCH Interiors Team.

The purpose of these guidelines is to provide clarity and consistency with development of interior signage. The sign vendor awarded the contract by Nationwide Children's Hospital (NCH) and its approved sub-contractors, accepts total responsibility for final control drawings, engineering, materials selection, and sign fabrication and installation based on latest state and federal building codes for each specific location.

NCH assumes no responsibility for final engineering, materials not specified herein, sign fabrication and installation, or use of any non-compliant NCH signs or products developed without prior written consent from NCH. NCH hereby disclaims any and all expressed or implied warranties if these drawings are used for any purpose other than to provide design direction to NCH sign contractors and their sub-contractors.

The drawings within this document are for the exclusive use of NCH. Any other use of these drawings, in whole or in part, without the prior written consent of NCH is prohibited.





Approved Horizontal Version (Standard signage)



Minimum required clear space

Approved Stacked Version (Standard signage)



Minimum required clear space

Approved Horizontal Version (Router Cut signage)  
Butterfly Antennas Removed



Approved Stacked Version (Router Cut signage)  
Butterfly Antennas Removed



\*Tagline is not used in signage application

**NOTE:** Any signs using the Nationwide Children's Hospital logo will require a prototype for review/approval prior to fabrication.

All router cut signage should use logo file:  
NCH Sign Logo\_sm\_cmyk\_Contour Cut Signage\_2024\_1\_8

Logo on White (preferred)



Logo on Black



Logo on Brick



Logo on Light Color



**NCH Master  
Interior Sign Standards**

Design Guidelines  
Drawing Package

**Nationwide Children's  
Logo Usage**

**These logos are not  
to be recreated, altered,  
modified.**

For reproduction quality  
artwork, or if you have  
questions please consult with  
NCH Interiors Team.

The purpose of these guidelines is to provide clarity and consistency with development of interior signage. The sign vendor awarded the contract by Nationwide Children's Hospital (NCH) and its approved sub-contractors, accepts total responsibility for final control drawings, engineering, materials selection, and sign fabrication and installation based on latest state and federal building codes for each specific location.

NCH assumes no responsibility for final engineering, materials not specified herein, sign fabrication and installation, or use of any non-compliant NCH signs or products developed without prior written consent from NCH. NCH hereby disclaims any and all expressed or implied warranties if these drawings are used for any purpose other than to provide design direction to NCH sign contractors and their sub-contractors.


The drawings within this document are for the exclusive use of NCH. Any other use of these drawings, in whole or in part, without the prior written consent of NCH is prohibited.

Revision Date: **2025 0401**

Page 5

Drawing No: **X3.00**

Logo Sign on Light Wall



Name is Visually Centered Under Logo

Logo Sign on Dark Wall



Name is Visually Centered Under Logo

Scaled Dimensional Chart:	
Height of (N)	Depth of Letters
≥ 6"	3/4"
< 6"	1/2"

Butterfly Logo

1/2" Clear acrylic, digitally printed, second surface

Use file: NCH Sign Logo\_sm\_cmyk\_Contour Cut Signage\_2024\_1\_8 (Butterflies do not have antennas)

Nationwide Children's Copy

White PVC painted black, satin finish (see chart for PVC depth)

Building Name

White PVC painted black (see chart for PVC depth)  
Name is **Visually Centered** under logo

Font: Whitney Semi Bold, CH is determined by height of N in logo.

Butterfly Logo

1/2" Clear acrylic, digitally printed, second surface

Use file: NCH Sign Logo\_sm\_cmyk\_Contour Cut Signage\_2024\_1\_8 (Butterflies do not have antennas)

Nationwide Children's Copy

White PVC (see chart for PVC depth)

Building Name

White PVC (see chart for PVC depth)  
Name is **Visually Centered** under logo

Font: Whitney Semi Bold, CH is determined by height of N in logo.

**Note:** Confirm with **NCH Interiors Team** the Building/Level/Suite Names



NCH Master Interior Sign Standards

Design Guidelines  
Drawing Package

Nationwide Children's  
Logo Sign Usage - Color  
Backgrounds

**These logos are not  
to be recreated, altered,  
modified.**

For reproduction quality  
artwork, or if you have  
questions please consult with  
NCH Interiors Team.

The purpose of these guidelines is to provide clarity and consistency with development of interior signage. The sign vendor awarded the contract by Nationwide Children's Hospital (NCH) and its approved sub-contractors, accepts total responsibility for final control drawings, engineering, materials selection, and sign fabrication and installation based on latest state and federal building codes for each specific location.

NCH assumes no responsibility for final engineering, materials not specified herein, sign fabrication and installation, or use of any non-compliant NCH signs or products developed without prior written consent from NCH. NCH hereby disclaims any and all expressed or implied warranties if these drawings are used for any purpose other than to provide design direction to NCH sign contractors and their sub-contractors.

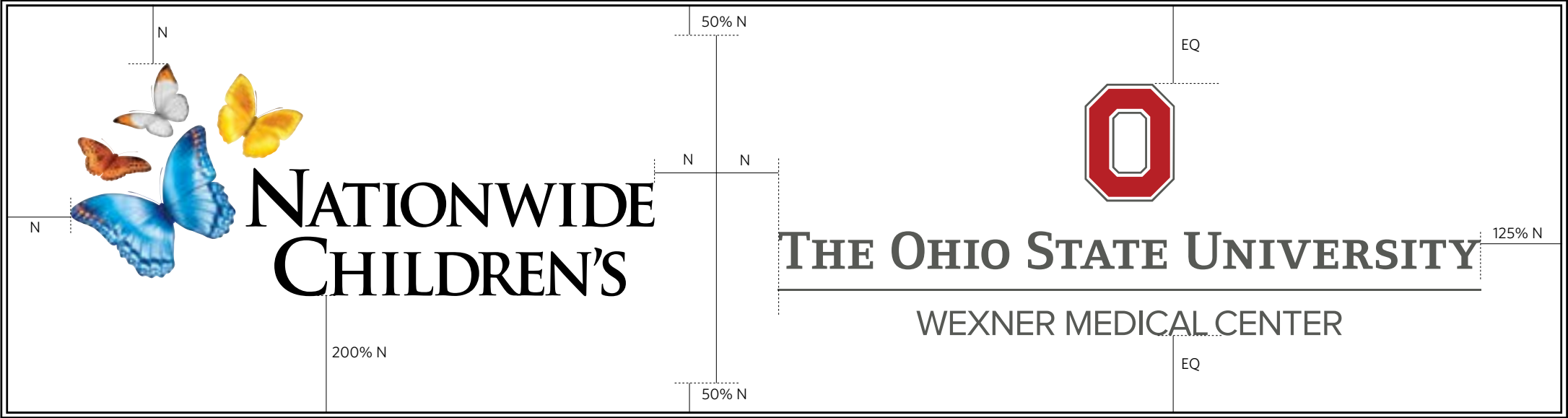
The drawings within this document are for the exclusive use of NCH. Any other use of these drawings, in whole or in part, without the prior written consent of NCH is prohibited.

Revision Date: **2025 0401**

Page 6

Drawing No: **X3.01**


Minimum Distances Indicated



Example Horizontal Layout with Co-Brand Partner




Example Door Vinyl



Example Stacked Layout with Co-Brand Partner

**Note:** Default approach is with host hospital on top - to be confirmed by Project



Example Stacked Layout with Toledo

**\*Tagline is not used in signage application**

**Layout for reference only. Final layout to be determined by location and approved by NCH Interiors team.**

**NOTE:** Any signs using the Nationwide Children's Hospital logo will require a prototype for review/approval prior to fabrication.



Example Horizontal Layout with Toledo



**NCH Master  
Interior Sign Standards**

Design Guidelines  
Drawing Package

**Nationwide Children's  
Logo Usage - Co-Branding  
with Partner Logos**

**These logos are not  
to be recreated, altered,  
modified.**

For reproduction quality  
artwork, or if you have  
questions please consult with  
NCH Interiors Team.

The purpose of these guidelines is to provide clarity and consistency with development of interior signage. The sign vendor awarded the contract by Nationwide Children's Hospital (NCH) and its approved sub-contractors, accepts total responsibility for final control drawings, engineering, materials selection, and sign fabrication and installation based on latest state and federal building codes for each specific location.

NCH assumes no responsibility for final engineering, materials not specified herein, sign fabrication and installation, or use of any non-compliant NCH signs or products developed without prior written consent from NCH. NCH hereby disclaims any and all expressed or implied warranties if these drawings are used for any purpose other than to provide design direction to NCH sign contractors and their sub-contractors.

The drawings within this document are for the exclusive use of NCH. Any other use of these drawings, in whole or in part, without the prior written consent of NCH is prohibited.

Revision Date: **2025 0401**

**Page 7**

Drawing No: **X3.02**



Preferred Signage Font

ABCDEFGHIJKLMNOPQRSTUVWXYZ  
abcdefghijklmnopqrstuvwxyz  
1234567890(.?!&\$@\\)

**Whitney Semi Bold**  
Typically used for building/facility primary and secondary identification, ground and garage interior signage

ABCDEFGHIJKLMNOPQRSTUVWXYZ  
abcdefghijklmnopqrstuvwxyz  
1234567890(.?!&\$@\\)

**Whitney Book**  
Typically used for tertiary messages

ABCDEFGHIJKLMNOPQRSTUVWXYZ  
abcdefghijklmnopqrstuvwxyz  
1234567890(.?!&\$@\\)

**Whitney Bold**  
Typically used for letter forms and destinations

**NOTE: To comply with ADA 2012 requirements all wall sign tactile/raised capital letters that have rectangular cross sections (i.e. H, I, N) must have 1/8" spacing/kerning. Characters without rectangular cross sections (i.e. A C Y) the closest points should be a minimum of 1/16" and 1/8" at the further away spacing. Font to be used is Whitney Semi Bold.**

\* If project is a build out or renovation, match the signage in adjacent spaces

Alternative Signage Font

ABCDEFGHIJKLMNOPQRSTUVWXYZ  
abcdefghijklmnopqrstuvwxyz  
1234567890(.?!&\$@\\)

**Arial Regular**  
Consult with Engineering Signage Contact for approved applications

ABCDEFGHIJKLMNOPQRSTUVWXYZ  
abcdefghijklmnopqrstuvwxyz  
1234567890(.?!&\$@\\)

**Arial Narrow**  
Consult with Engineering Signage Contact for approved applications

ABCDEFGHIJKLMNOPQRSTUVWXYZ  
abcdefghijklmnopqrstuvwxyz  
1234567890(.?!&\$@\\)

**Arial Bold**  
Consult with Engineering Signage Contact for approved applications



NCH Master  
Interior Sign Standards

Design Guidelines  
Drawing Package

Approved Signage Font  
& Hierarchy

These font families are  
the only approved  
styles and weights for  
interior signage.

Not to be used on  
DOT approved signage.

If you have questions  
please consult with  
NCH Interiors Team.

The purpose of these guidelines is to provide clarity and consistency with development of interior signage. The sign vendor awarded the contract by Nationwide Children's Hospital (NCH) and its approved sub-contractors, accepts total responsibility for final control drawings, engineering, materials selection, and sign fabrication and installation based on latest state and federal building codes for each specific location.

NCH assumes no responsibility for final engineering, materials not specified herein, sign fabrication and installation, or use of any non-compliant NCH signs or products developed without prior written consent from NCH. NCH hereby disclaims any and all expressed or implied warranties if these drawings are used for any purpose other than to provide design direction to NCH sign contractors and their sub-contractors.

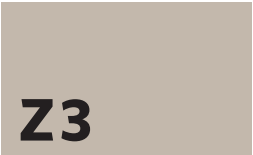
The drawings within this document are for the exclusive use of NCH. Any other use of these drawings, in whole or in part, without the prior written consent of NCH is prohibited.



**Pantone:** NA  
**Acrylic Paint:** Vendors to submit PMS paint color samples to NCH for approval.  
**Opaque Vinyl:** 3M® 7125-10 White  
**Translucent Vinyl:** NA



**Pantone:** Black C  
**Acrylic Paint:** Vendors to submit PMS paint color samples to NCH for approval.  
**Opaque Vinyl:** 3M® 7125-22 Black  
**Translucent Vinyl:** NA



**Pantone:** 7528C  
**Acrylic Paint:** Vendors to submit PMS paint color samples to NCH for approval.  
**Opaque Vinyl:** NA  
**Translucent Vinyl:** NA



**Pantone:** 2935C  
**Acrylic Paint:** Vendors to submit PMS paint color samples to NCH for approval.  
**Opaque Vinyl:** Oracal 951-545 Ocean Blue  
**Translucent Vinyl:** 3M® 3630-337 Process Blue



**Pantone:** 279C  
**Acrylic Paint:** Vendors to submit PMS paint color samples to NCH for approval.  
**Opaque Vinyl:** Oracal 951-555 Glacier Blue  
**Translucent Vinyl:** 3M® 3630-227 Azure Blue



**Pantone:** 320C  
**Acrylic Paint:** Vendors to submit PMS paint color samples to NCH for approval.  
**Opaque Vinyl:** Oracal 751-066 Turquoise Blue  
**Translucent Vinyl:** 3M® 3630-246 Teal Green



**Pantone:** 355C  
**Acrylic Paint:** Vendors to submit PMS paint color samples to NCH for approval.  
**Opaque Vinyl:** Oracal 951-062 Light Green  
**Translucent Vinyl:** 3M® 3630-156 Vivid Green



**Pantone:** 361C  
**Acrylic Paint:** Vendors to submit PMS paint color samples to NCH for approval.  
**Opaque Vinyl:** Oracal 951-602 Grass Green  
**Translucent Vinyl:** 3M® 3630-106 Brilliant Green




**Pantone:** 123C  
**Acrylic Paint:** Vendors to submit PMS paint color samples to NCH for approval.  
**Opaque Vinyl:** Oracal 951-209 Maize Yellow  
**Translucent Vinyl:** 3M® 3630-235 Autumn Yellow



**Pantone:** 144C  
**Acrylic Paint:** Vendors to submit PMS paint color samples to NCH for approval.  
**Opaque Vinyl:** Gerber 220-54 Light Orange  
**Translucent Vinyl:** 3M® 3630-74 Kumquat Orange



**Pantone:** 485C  
**Acrylic Paint:** Vendors to submit PMS paint color samples to NCH for approval.  
**Opaque Vinyl:** Oracal 951-347 Coral  
**Translucent Vinyl:** 3M® 3630-143 Poppy Red



**Pantone:** 205C  
**Acrylic Paint:** Vendors to submit PMS paint color samples to NCH for approval.  
**Opaque Vinyl:** Gerber 220-103 Magenta  
**Translucent Vinyl:** 3M® 3630-78 Vivid Rose



**Pantone:** 254C  
**Acrylic Paint:** Vendors to submit PMS paint color samples to NCH for approval.  
**Opaque Vinyl:** Gerber 220-98 Dark Violet  
**Translucent Vinyl:** 3M® 3630-128 Plum Purple



**Pantone:** 7447C (Contact NCH Interiors for this color reference)  
**Acrylic Paint:** Vendors to submit PMS paint color samples to NCH for approval.  
**Opaque Vinyl:** Gerber 220-48 Purple  
**Translucent Vinyl:** 3M® 3630-158 Bright Violet



**Pantone:** NA  
**Acrylic Paint:** Vendors to submit PMS paint color samples to NCH for approval.  
**Opaque Vinyl:** Avery® SF 100-840-S Brushed Chrome  
**Translucent Vinyl:** 3M® 3630-51 Silver Gray

**Note:** If signage has been specified to match an adjacent wall paint contact the **NCH Interiors Team** to coordinate color management.



**NCH Master  
Interior Sign Standards**

Design Guidelines  
Drawing Package




**These are the only  
approved colors for  
signage.**

If you have questions  
please consult with  
NCH Interiors Team.


The purpose of these guidelines is to provide clarity and consistency with development of interior signage. The sign vendor awarded the contract by Nationwide Children's Hospital (NCH) and its approved sub-contractors, accepts total responsibility for final control drawings, engineering, materials selection, and sign fabrication and installation based on latest state and federal building codes for each specific location.

NCH assumes no responsibility for final engineering, materials not specified herein, sign fabrication and installation, or use of any non-compliant NCH signs or products developed without prior written consent from NCH. NCH hereby disclaims any and all expressed or implied warranties if these drawings are used for any purpose other than to provide design direction to NCH sign contractors and their sub-contractors.


The drawings within this document are for the exclusive use of NCH. Any other use of these drawings, in whole or in part, without the prior written consent of NCH is prohibited.




1



2



3



4



5



6



7



8



9



10



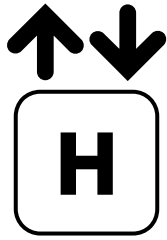
11  
Color Z12



12



13



14



15  
Color Z11



16  
Color Z11



17



18



19



20  
Color Z11



21



22



23



24



25



26



27



28



29



30



31  
Color Z12



32  
Color Z11



33  
Color Z11



34



35



36



37



38



39



40



41



42



biohazard  
Color Z10




44  
Color Z9



45  
Color Z11



46  
Color Z12



47



48  
Color Z11

**Note:** Additional symbols may be available, check with **NCH Interiors Team.**

**1-9** Directional Arrows  
**10** Information  
**11** Parking  
**12** Gift Shop  
**13** Elevator  
**14** Elevator with Arrows  
**Note:** 13-14 black on white walls  
- white on colored walls

**15** No Video/Cell Phone  
**16** Caution  
**17** Flammable  
**18** Recycle  
**19** Trash Receptacle  
**20** Emergency  
**21** Contact & Droplet Precautions

**22** Droplet Precautions  
**23** Keep Hands Clean  
**24** Contact Precautions  
**25** Falls High Risk  
**26** Airborne Precautions (Mask is Required)  
**27** Airborne Precautions (Respirator is Required)

**28** Interpreter Services  
**29** Infant Carrier  
**30** Slip, Trip & Fall  
**31** Breastfeeding/Lactation  
**32** No Food or Drink  
**33** No Smoking  
**34** Handicap Accessible

**35** Stair  
**36** Pharmacy  
**37-41** Restroom  
**42** Food Services  
**43** Biohazard  
**44** Caution  
**45** You Are Here Bubble

**46** Wave Hand Over Sensor  
**47** Elevator with Butterfly  
**47** No Guns



**NCH Master  
Interior Sign Standards**

Design Guidelines  
Drawing Package

**Arrows & Symbols  
Artwork**

**These are the only  
approved arrows  
and symbols for  
interior signage.**

If you have questions  
please consult with  
NCH Interiors Team.

The purpose of these guidelines is to provide clarity and consistency with development of interior signage. The sign vendor awarded the contract by Nationwide Children's Hospital (NCH) and its approved sub-contractors, accepts total responsibility for final control drawings, engineering, materials selection, and sign fabrication and installation based on latest state and federal building codes for each specific location.

NCH assumes no responsibility for final engineering, materials not specified herein, sign fabrication and installation, or use of any non-compliant NCH signs or products developed without prior written consent from NCH. NCH hereby disclaims any and all expressed or implied warranties if these drawings are used for any purpose other than to provide design direction to NCH sign contractors and their sub-contractors.

The drawings within this document are for the exclusive use of NCH. Any other use of these drawings, in whole or in part, without the prior written consent of NCH is prohibited.

Revision Date: **2025 0401**  
Page **10**

Drawing No: **X6.00**







46



47




48



49




50



51




52




53




54




55



56




57




58



59



60



61



62



63



64

46	Squirrel
47	Hummingbird
48	Sparrow
49	Cardinal
50	Frog
51	Butterfly 1
52	Butterfly 2
53	Caterpillar

54	Goose
55	Duck
56	Dragonfly
57	Grasshopper
58	Snail
59	Mouse
60	Ant
61	Leaf Burst

62	Sitting Bird
63	Rabbit
64	Turtle

**Note:** Small animal friends appear in conjunction with some signs types.  
Reference that NCH Graphics Guidelines for additional uses of the small animal friends.



**NCH Master  
Interior Sign Standards**

Design Guidelines  
Drawing Package

**Small Animal Friends  
Artwork**

**This is the only approved  
Small Friends Artwork  
for interior signage.**

If you have questions  
please consult with  
NCH Interiors Team.

The purpose of these guidelines is to provide clarity and consistency with development of interior signage. The sign vendor awarded the contract by Nationwide Children's Hospital (NCH) and its approved sub-contractors, accepts total responsibility for final control drawings, engineering, materials selection, and sign fabrication and installation based on latest state and federal building codes for each specific location.

NCH assumes no responsibility for final engineering, materials not specified herein, sign fabrication and installation, or use of any non-compliant NCH signs or products developed without prior written consent from NCH. NCH hereby disclaims any and all expressed or implied warranties if these drawings are used for any purpose other than to provide design direction to NCH sign contractors and their sub-contractors.

The drawings within this document are for the exclusive use of NCH. Any other use of these drawings, in whole or in part, without the prior written consent of NCH is prohibited.

Revision Date: **2025 0401**

Page **11**

Drawing No: **X7.00**

Nomenclature

Nomenclature in this document is representative of the most common and frequently used words and phrases but is not comprehensive for all projects

This document is to be used in conjunction with the NCH Marketing Ad Public Relations Style Guide.

Signage Philosophy:  
Public Speak Wayfinding is intended for the first-time visitor.

Directions are to be provided in this string:  
Campus, Parking, Path, Elevator, Level, Suite

Example  
Main Campus, Orange Parking, Blue Path  
Tower elevators, Level 5, Suite A  
The Fetal Clinic

Door Tags:  
H4A – D04045  
(Wayfinding floor suite – facilities number)  
Wayfinding Number H4A.23  
Facility Number D04045

Per NCH Standards the letters I, O & Q are not to be used.

Level (Instead of Floor)  
Level 1  
Lower Level (LL)  
Sublevel (SL)  
Parking: 1, P1, P2 (P2 is lower)

Main Campus  
Main Campus Central  
Main Campus North  
Main Campus West  
Main Campus East  
Main Campus South

Satellite Campuses  
Close to Home  
Primary Care

FB - Faculty Office Building (FOB)  
NA -Near Eat office building (NEOB)  
BH -Big Lots Behavior Health Pavilion (BHP)  
TCFSH- The Center for Family Safety and Healing

LA - Livingston Ambulatory Center (LAC)  
LB- Livingston Orthopedics and Surgery Center (LOSC)

AWRI – Abigail Wexner Research Institute  
Research Building One  
RB1, RB2, RB3, RB4 (not roman numerals)

Blue Path (Main Path)  
Green Path (J West) (LA to LB)  
Orange Path (Education)  
Yellow Path (RB1 & RB2) (LAC)  
Pink Path (Radiology)  
Black Path (Temporary Path)  
Purple Path TBD

H Elevators – Hospital Elevators  
C Elevators – Crossroads Elevators  
T Elevators – Tower Elevators  
OC Elevators – Outpatient Care Elevators  
E Elevators – Education Center Elevators  
F Elevators – Forest Elevators (J west)  
RH Elevators – Ross Hall Elevators  
J & A Elevators (Not Public – Off Stage)  
J West Elevators (Not Public – Off Stage)  
LA Elevators – Livingston Ambulatory Center  
LB Elevators - Livingston Orthopedics and Surgery Center (LOSC)  
BH – Elevators – Behavioral Health Pavilion  
RB2 Elevators  
RB3 Elevators  
RB4 Elevators

Abigail Wexner Research Institute (AWRI)  
Access Badge  
Activity room  
Admitting (Patient Access)  
Alcove Workstations  
Alcoves (BH- Quiet Alcoves)  
Anne Islay Wolfe Conference Room (Board Room)  
Areas of Rescue Assistance  
Assessment Bay/Triage  
Authorized Personnel Only

Badge Access Only  
Baxter Auditorium \* (grandfathered)  
Big Lots Behavioral Health Pavilion  
Biomed Workroom  
Bistro (NCH Food Court food service)  
Blood Draw  
Blue Garage Tunnel  
Blue Parking (EMD parking through 2028)

Blue Pharmacy  
Board Room (D bldg.)  
Breakroom (offsites)  
C2 Surgery (Main OR/ Intake)  
C2 Surgery Hospitality Lounge  
Cafeteria  
Cafeteria Courtyard (outdoor dining)  
Cafeteria Dining Room  
Cast Room  
Center (See guidelines for designation)  
Check Out  
Child Life  
Children’s Chapel (Main Campus)  
Chute Room  
Clean Utility Room  
Clementine’s Café  
Clementine’s Courtyard  
Clinic  
Close to Home (CTH)  
Comfort Room  
Commons (HLL)  
Concourse  
Conference Room  
Consult Office  
Consult Room  
Control Room  
Courtyard  
Crisis Assessment Team (CAT) Clinic  
Crossroads Connector (C Connector)  
Crossroads Registration  
Cuckoo Tree

Determination Way (H9 Rehab)  
Door tags

Electrical Room  
Emergency Department Lewis Center (EDLC)  
Emergency Department Main Campus (EDMC)  
Emergency Entrance  
Employee (Not staff)  
Employee Entrance Only  
Employee Health  
Employee Locker Room  
Employee Lounge  
Engineering Services Room  
Environmental Services Room  
Exam Room  
Express Check-In (Kiosks)  
Extended Observation Unit (EOS)

Faculty Office Building (FB)  
Family & Volunteer Services  
Family Library

Family Lounge (Refrigerator or Food Component)  
Family Resource Center  
Family Restroom with Universal Changing Table  
Fetal Medicine  
Fire Command Center  
Food Court

Galaxy Lounge (H6)  
Garage Tunnel  
GI Center  
Group room (Flexible furniture)  
Gym

H4/C4 Bridge  
H5/C5 Bridge  
Hospital Atrium  
Hospital Entrance  
Hospital Gift Shop  
Hospital Stair (Rabbit Hole)  
Hospital Welcome Desk  
Huddle Room  
Human Resources

Imaging (D1)  
Intake Room  
IS Room

Key card

Lactation Room  
Livingston Ambulatory Center  
Lobby (Not waiting room)  
Locker Room  
Lounge (food component)

Magic Bean Café  
Magic Forest  
Magnetometer  
Main Pharmacy (Lower-Level T)  
Medical Gas Storage Room  
Medical Library  
Medication Room – (not Med Room)  
Men’s Restroom  
Milk Prep Room (Formula Room has a hood)  
Module (Lab suite)  
MRI

Neonatal Network  
Newborn Intensive Care Unit (NICU)  
Nourishment Room  
Nurse Server

Office  
On Stage / Off Stage  
On Stage Workstation  
Outpatient Care  
Orange Parking  
Orange Lab  
Orange Pharmacy  
Parent Access Card  
Patient Access (Admitting)  
Patient Relations  
Patient Room  
Patient Transport Elevators  
Pediatric and Adolescent Gynecology (PAG)  
Pharmacy Satellite  
Playroom  
Procedure Room  
Protective Services (not Security)  
Psychiatric Crisis Department (PCD)  
Public Elevators/ On Stage Elevators  
Purple Parking (future 2028)  
Pyxis Alcove

Radiology  
Registration Desks (different than Welcome)  
Registration Kiosk  
Resident’s Quarters  
Respite Room  
Restricted Access  
Restroom (All gender)

Safe Rooms (BH)  
Sally Port  
School Age Room  
School Room  
Seclusion Room  
Service Elevators (clean)  
Silver Parking – Conference Center  
Silver Rooms (Code Silver safe space)  
Sleep Room  
Soiled Elevators  
Soiled Toys  
Soiled Utility Room  
Spiritual Care (not Pastoral Care)  
Staff is not the preferred title.  
Stecker Auditorium\* (grandfathered)  
Stecker Lobby  
Storage Room  
Suite  
Supply Chain  
Surgery Center (F2, JW2)

T Connector (Between T & A Bldg.)  
Tank Storage  
Teen Room



NCH Master Interior Sign Standards

Design Intent  
Drawing Package

Nomenclature Terms

All vendors and designers are required to confirm with NCH Interiors Team that all nomenclature terms align with current Nationwide Children’s standards.

The purpose of these guidelines is to provide clarity and consistency with development of interior signage. The sign vendor awarded the contract by Nationwide Children’s Hospital (NCH) and its approved sub-contractors, accepts total responsibility for final control drawings, engineering, materials selection, and sign fabrication and installation based on latest state and federal building codes for each specific location.

NCH assumes no responsibility for final engineering, materials not specified herein, sign fabrication and installation, or use of any non-compliant NCH signs or products developed without prior written consent from NCH. NCH hereby disclaims any and all expressed or implied warranties if these drawings are used for any purpose other than to provide design direction to NCH sign contractors and their sub-contractors.

The drawings within this document are for the exclusive use of NCH. Any other use of these drawings, in whole or in part, without the prior written consent of NCH is prohibited.

- The Clubhouse (Sibling Clubhouse)
- The Gift Shop at the Pond
- The Grove
- The Heart Center
- The Heart Clinic
- The Pond
- The Procedure Center
- The Sanctuary - (BH Chapel)
- Treatment Room
- Unit Clerk Desk
- Urgent Care Main Campus (UCMC)
- Urgent Care Parking
- Valet parking
- Visitor Access Card
- Vitals (height/weight)

Welcome Desks (Main Lobbies)  
WIC Office  
Women's Restroom  
Work Room  
Yellow Lab  
Yellow Parking  
Yellow Pharmacy  
You Matter Room

Children must be attended.  
Entry: Slide your visitor access card to enter, or push button for assistance  
Exit: Slide your access card to exit  
Wave hand over sensor to open door  
Ring bell for assistance  
Slide card for access  
Authorized Personnel Only  
Check Out / Return to Lobby  
Wave hand over sensor  
Use of 13 for rooms is acceptable.  
12 PM not "Noon"

- Quality Boards QB - Employee
- Interactive Signs CID
- Marketing Signs DMD
- Story Boards
- Donor walls 1 x 3
- Walls 2 x 3
- Billboard - Conference Center
- Room schedulers are typically not a part of this system.

Our goal is to name centers when:

- 1) A focus of the strategic plan
- 2) Programmatic investment decisions related to recruitment.
- 3) Significant degree of excellence
- 4) Family/Patient destination

- 1) Meet strategic priorities – evaluate against PNRL criteria (Planning)
- 2) Conduct a competitive assessment on names (Marketing)
- 3) Explore 3 – 10 possible names with appropriate clinical parties (Marketing/Planning)
- 4) Conduct a marketability/web-based search analysis on possible names (Marketing)
- 5) Conduct a consumer reading/ comprehension analysis on possible names (Planning/ Education)
- 6) Provide summary on how new name meets 1 of 3 goals, competitive assessment, marketability/web-based search and consumer perspective to gain naming admin group agreement/ confirmation to proceed.
- 7) Naming Admin Group: John Barnard, Rick Miller, Rich Brilli, Larry Moss (as applicable), Marketing and Planning. Naming Admin Group to make recommendations to Steve Allen.

Inserts are to be printed on white paper with black ink. Guidelines are provided for trimming the inserts to fit the signage holders.

Please use the provided Word template  
on Anchor for office and cubicle  
assignments.  
Font size or layout is not to be altered.

- ## Patient Room inserts

Font size or layout is not to be altered.



.....

**Design Intent  
Drawing Package**

## Nomenclature Terms

**All vendors and designers are required to confirm with NCH Interiors Team that all nomenclature terms align with current Nationwide Children's standards.**

NCH assumes no responsibility for final engineering, installation, or operation of the equipment. NCH sign drawings are intended to provide a written consent for NCH to be used by the contractor and all equipment and materials used in the drawings are based on information provided by the contractor. NCH sign drawings are not to be used for any other purpose without the written consent of NCH. Any other use of these drawings, in whole or in part, without the prior written consent of NCH is prohibited.

Page 13

Drawing No: **X8.01**



Message Schedule

Created in Microsoft® Excel® or similar, each sign should be broken down by project name, building level and then by the following categories

- Sign Number and/or Room Number
- Room Function or Description
- Door Tag Number
- Sign Message
- Symbol Number
- Any additional comments

Questions should be directed to the NCH Interiors team.

Placement Plan

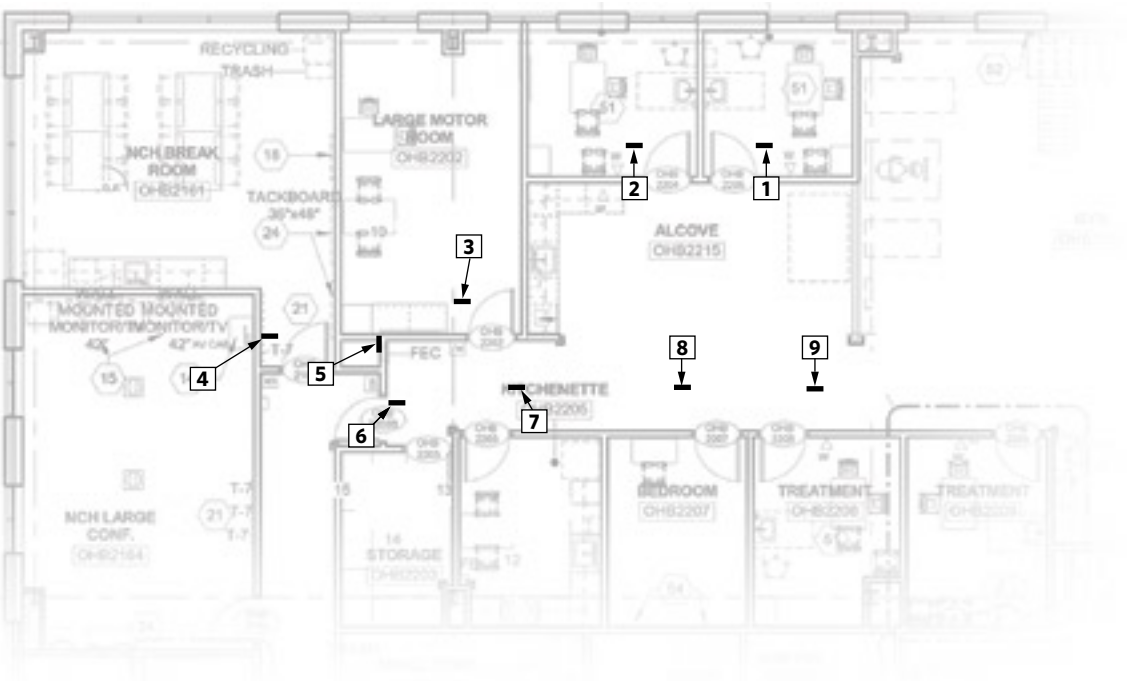
Each sign’s location should be indicated on a site plan, elevation and correspond to the message schedule. These plans and schedules will potentially be reviewed by individuals who are not familiar with reading an architectural floor plan, so special care should be given to making the plan as minimally complicated as possible.

Any questions on how best to approach this for first time vendors and designers should be directed toward the NCH Interiors Team.

Lewis Center 2nd Level New Clinic Buildouts Signage Schedule

Sign #	Room #	Room Function	Door Tag Ref F1	Reference Number	Message	Symbol	Comments
Level 02							
1	OHB2401	Conference Room	OHB2-OHB2401	A5	Conference Room (Braille), 7853 Pacer Drive, Lewis Center		Need verification:
2	OHB2406	Vitals	OHB2-OHB2406	A4 (similar)	Vitals, (Braille), #A		NO Leaf Burst
3	OHB2407	Treatment Room	OHB2-OHB2407	A4 & B1	Treatment Room (Braille), #1 & (3 Magnets Slots)		NO Leaf Burst
4	OHB2408	Treatment Room	OHB2-OHB2408	A4 & B1	Treatment Room (Braille), #2 & (3 Magnets Slots)		NO Leaf Burst
5	OHB2409	Treatment Room	OHB2-OHB2409	A4 & B1	Treatment Room (Braille), #3 & (3 Magnets Slots)		NO Leaf Burst
6	OHB2410	Treatment Room	OHB2-OHB2410	A4 & B1	Treatment Room (Braille), #4 &(3 Magnets Slots)		NO Leaf Burst
7	OHB2422	Vitals	OHB2-OHB2422	A4 (similar)	Vitals, (Braille), #B		NO Leaf Burst
8	OHB2433	Exam Room	OHB2-OHB2433	A4 & B1	Exam Room (Braille), #10 & (2 Magnets Slots)		NO Leaf Burst
9	OHB2436	Exam Room	OHB2-OHB2436	A4 & B1	Exam Room (Braille), #5 & (2 Magnets Slots)		NO Leaf Burst
10	OHB2437	Exam Room	OHB2-OHB2437	A4 & B1	Exam Room (Braille), #6 & (2 Magnets Slots)		NO Leaf Burst
11	OHB2438	Exam Room	OHB2-OHB2438	A4 & B1	Exam Room (Braille), #7, Eye Wash Station & (2 Magnets Slots)		NO Leaf Burst
12	OHB2439	Exam Room	OHB2-OHB2439	A4 & B1	Exam Room (Braille), #8 & (2 Magnets Slots)		NO Leaf Burst
13	OHB2440	Exam Room	OHB2-OHB2440	A4 & B1	Exam Room (Braille), #9 & (2 Magnets Slots)		NO Leaf Burst
14	OHB2441	Exam Room	OHB2-OHB2441	A4 & B1	Exam Room (Braille), #11 & (2 Magnets Slots)		NO Leaf Burst
15	OHB2442	Exam Room	OHB2-OHB2442	A4 & B1	Exam Room (Braille), #12, Eye Wash Station & (2 Magnets Slots)		NO Leaf Burst
16	OHB2443	Procedure Room	OHB2-OHB2443	A4 & B1	Procedure Room (Braille), #13 & (2 Magnets Slots)		NO Leaf Burst
17	OHB2444	Procedure Room	OHB2-OHB2444	A4 & B1	Procedure Room (Braille), #14 & (2 Magnets Slots)		NO Leaf Burst
18	OHB2427	Audiology	OHB2-OHB2427	A4 & B1	Audiology Room (Braille), #15 & (2 Magnets Slots)		NO Leaf Burst
19	OHB2427A	Audiology Booth	OHB2-OHB2427A		Sign Not required		
20	OHB2428	Decontamination	OHB2-OHB2428	A4	Decontamination Room (Braille), Eye Wash Station	Bio-Hazard	NO Leaf Burst
21	OHB2429	Sterilization	OHB2-OHB2429	A4	Sterilization Room (Braille), Eye Wash Station		NO Leaf Burst
22	OHB2430	Radiology	OHB2-OHB2430	A8 (similar)	Radiology Room (Braille), #16, Eye Wash Station	X-Ray (no wording)	NO Leaf Burst
23	OHB2430	Radiology	N/A	A8 (similar) & B1	Caution, If you have reason to believe that you may be pregnant, please notify the technologist. & (2 Magnet Slots)		NO Leaf Burst
24	OHB2431	Patient Restroom	OHB2-OHB2431	R1	Restroom (Braille)	Unisex	

(example)



NCH Master Interior Sign Standards

Design Guidelines Drawing Package

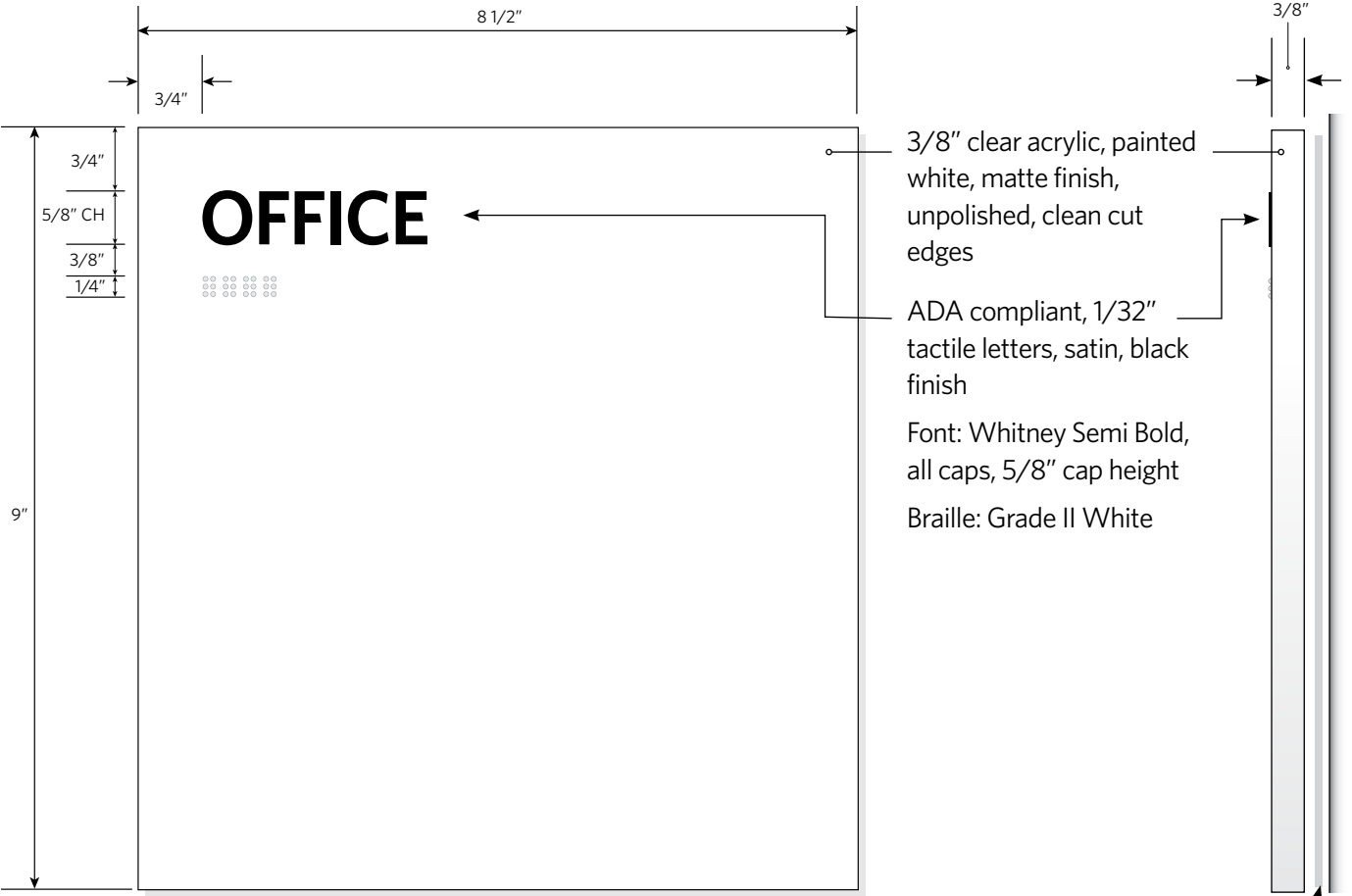
Message Schedule, Placement Plan & Reference Key

All vendors and designers are required to provide NCH Interiors Team with a comprehensive Message Schedule and Location Plan, identifying sign types and copy, at the beginning of a project.

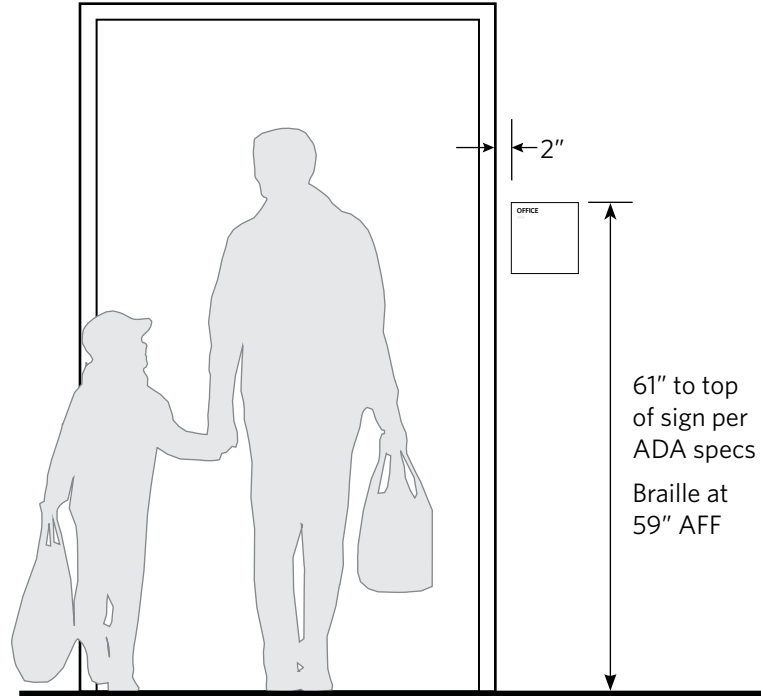
The purpose of these guidelines is to provide clarity and consistency with development of interior signage. The sign vendor awarded the contract by Nationwide Children’s Hospital (NCH) and its approved sub-contractors, accepts total responsibility for final control drawings, engineering, materials selection, and sign fabrication and installation based on latest state and federal building codes for each specific location.

NCH assumes no responsibility for final engineering, materials not specified herein, sign fabrication and installation, or use of any non-compliant NCH signs or products developed without prior written consent from NCH. NCH hereby disclaims any and all expressed or implied warranties if these drawings are used for any purpose other than to provide design direction to NCH sign contractors and their sub-contractors.

The drawings within this document are for the exclusive use of NCH. Any other use of these drawings, in whole or in part, without the prior written consent of NCH is prohibited.



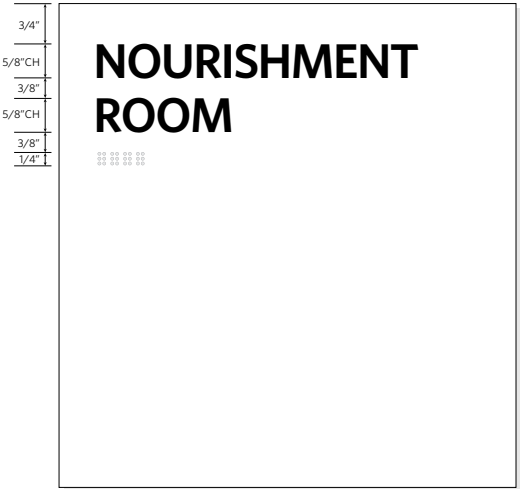
Sign Style A1.a (one line of copy)



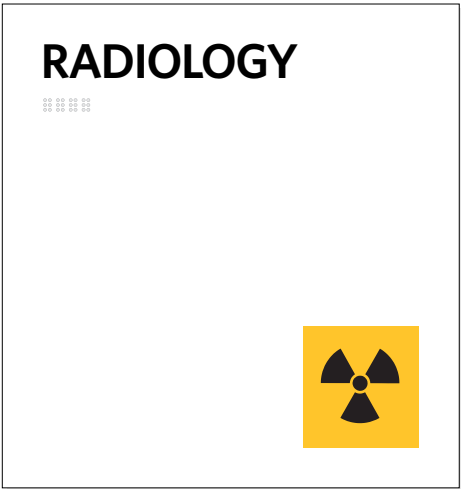
Mount flush to wall  
with 3M VHB 4959 120  
Mil - 1/8" (CRITICAL)  
or equivalent

Side View

**Note:** Signs are to be installed on drywall. If signs must be installed on glass opaque backer needs to be provided. Please see page 51 for approved signage for glass



A1.b (two lines of copy)



A1.c (one line of copy with symbol)



A1.d (two lines of copy with symbol)

The examples shown above are only for copy placement. Please refer to the **Nomenclature Terms Page X8** for official naming of rooms

**NCH is no longer accepting P95 as an alternate material.**  
Review with the Interiors Team its acceptable uses and locations.

NCH Master  
Interior Sign Standards

Design Guidelines  
Drawing Package

Room Identification  
Signs

Standard Office/Room  
without Number  
Identification

Sign Style A1

ADA Compliant

If you have questions  
please consult with  
NCH Interiors Team.

The purpose of these guidelines is to provide clarity and consistency with development of interior signage. The sign vendor awarded the contract by Nationwide Children's Hospital (NCH) and its approved sub-contractors, accepts total responsibility for final control drawings, engineering, materials selection, and sign fabrication and installation based on latest state and federal building codes for each specific location.

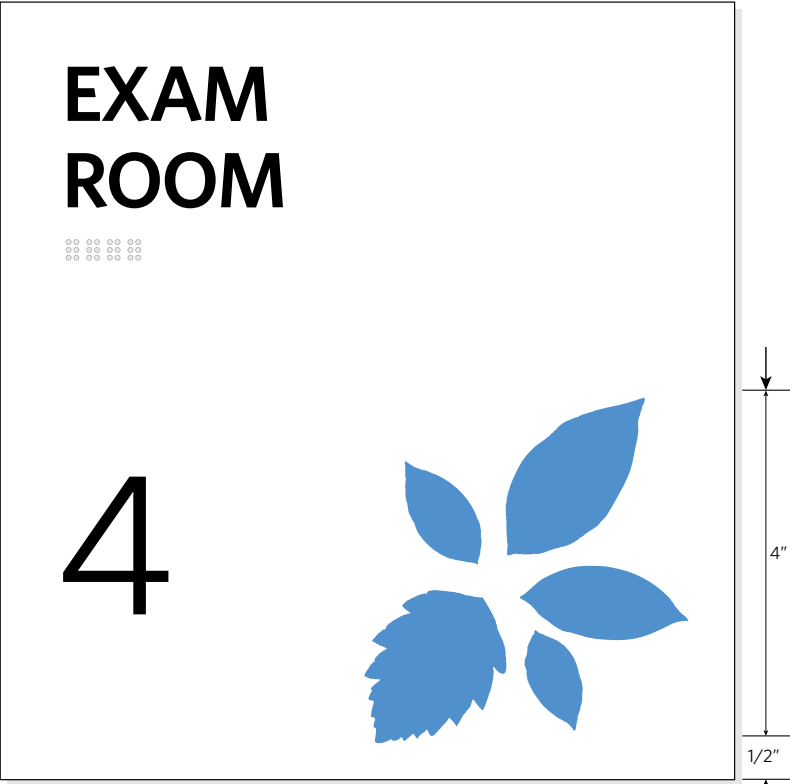
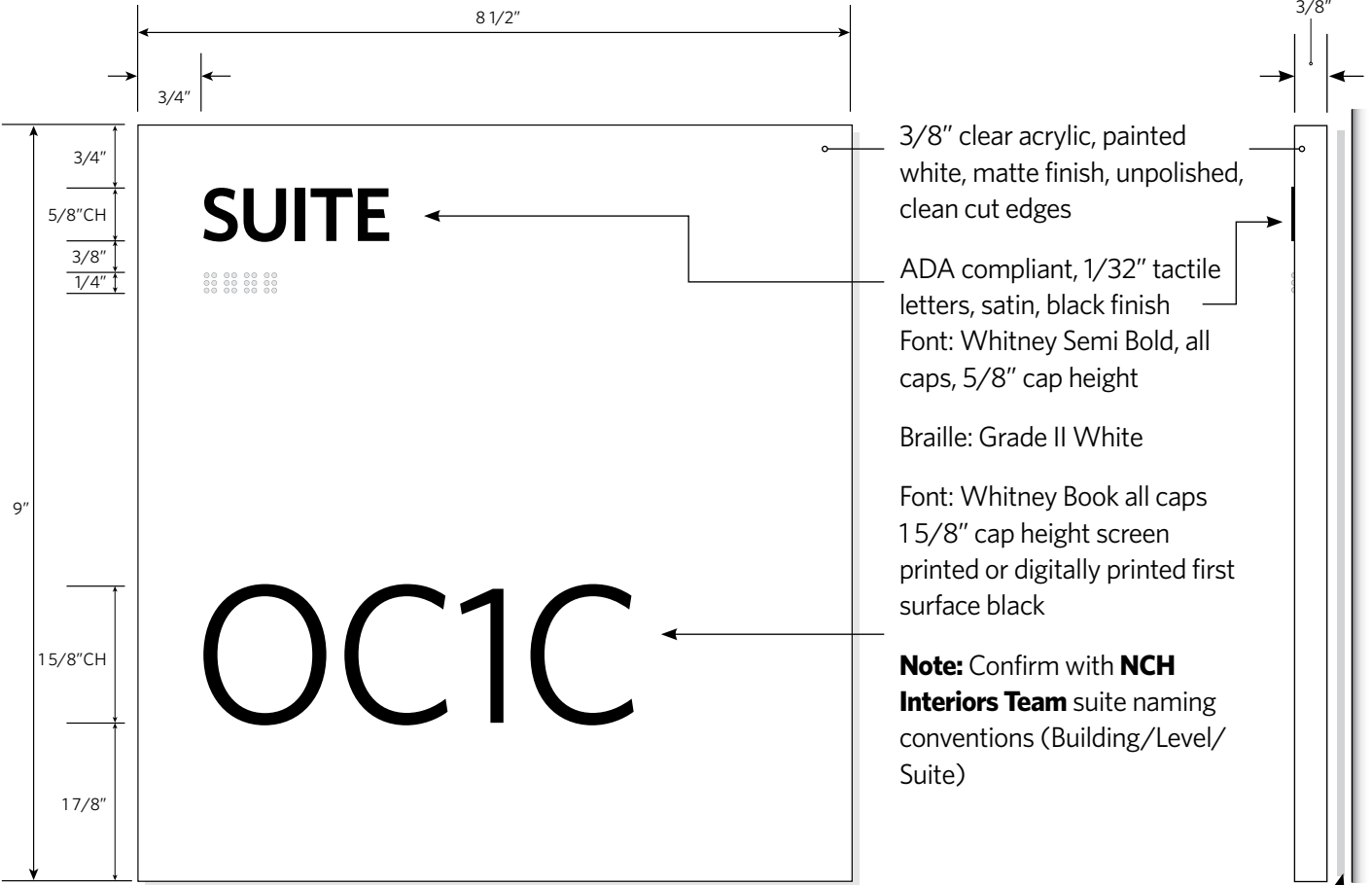
NCH assumes no responsibility for final engineering, materials not specified herein, sign fabrication and installation, or use of any non-compliant NCH signs or products developed without prior written consent from NCH. NCH hereby disclaims any and all expressed or implied warranties if these drawings are used for any purpose other than to provide design direction to NCH sign contractors and their sub-contractors.

The drawings within this document are for the exclusive use of NCH. Any other use of these drawings, in whole or in part, without the prior written consent of NCH is prohibited.

Revision Date: 2025 0401

Page 15

Drawing No: A1.00



A2.d (two lines of copy and symbol)

\*Optional leaf burst is for "area" Identification and additional wayfinding. Please refer to the MAD (Master Aesthetic Design) document. Review use with **NCH Interiors Team**.

**NCH is no longer accepting P95 as an alternate material.**  
Review with the Interiors team its acceptable uses and locations.

**NCH Master  
Interior Sign Standards**

Design Guidelines  
Drawing Package

**Room Identification  
Signs**

**Standard Office/Room  
with Number  
Identification and Symbol**

**Sign Style A2**

ADA Compliant

If you have questions  
please consult with  
NCH Interiors Team.

The purpose of these guidelines is to provide clarity and consistency with development of interior signage. The sign vendor awarded the contract by Nationwide Children's Hospital (NCH) and its approved sub-contractors, accepts total responsibility for final control drawings, engineering, materials selection, and sign fabrication and installation based on latest state and federal building codes for each specific location.

NCH assumes no responsibility for final engineering, materials not specified herein, sign fabrication and installation, or use of any non-compliant NCH signs or products developed without prior written consent from NCH. NCH hereby disclaims any and all expressed or implied warranties if these drawings are used for any purpose other than to provide design direction to NCH sign contractors and their sub-contractors.

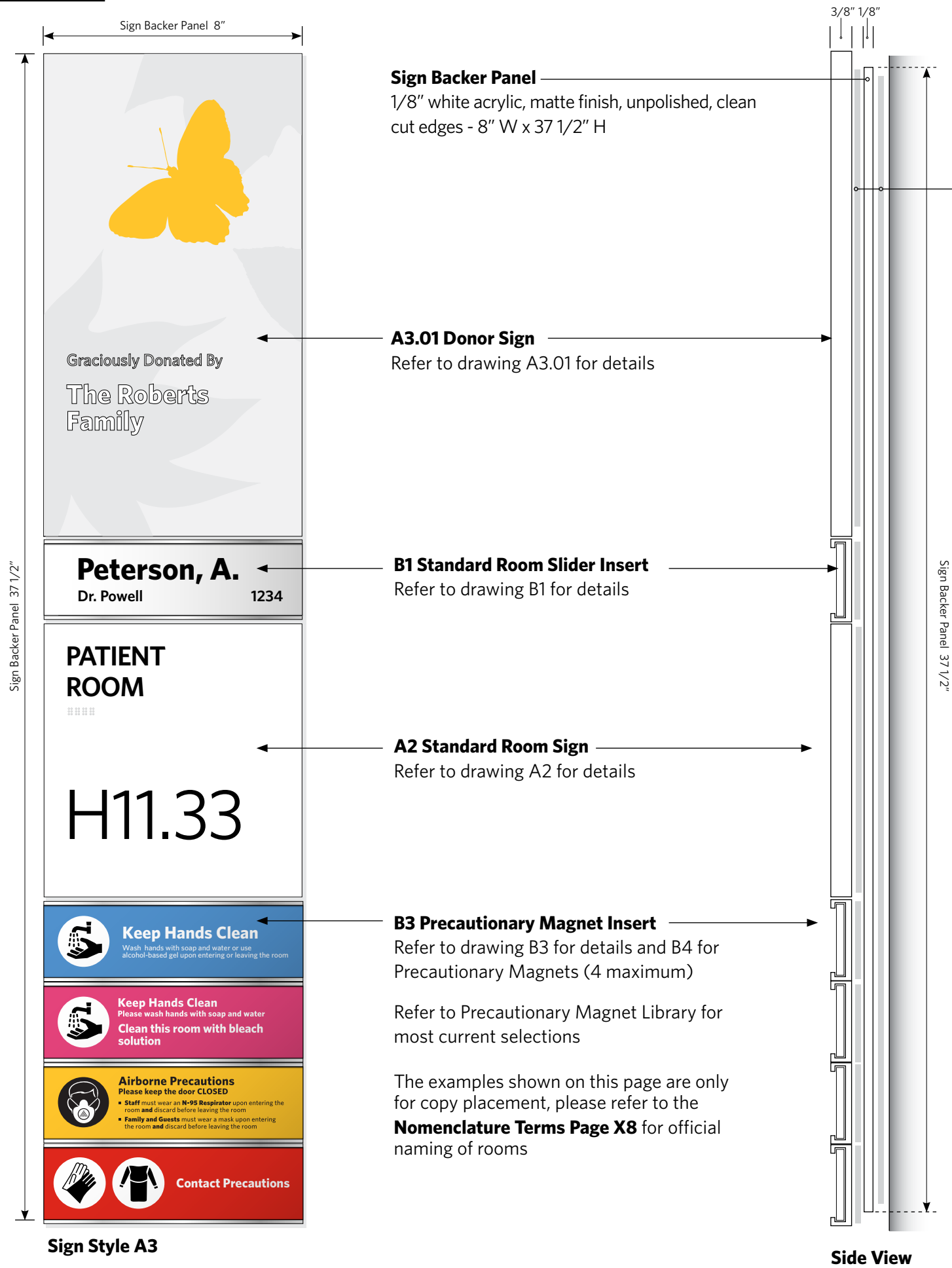
The drawings within this document are for the exclusive use of NCH. Any other use of these drawings, in whole or in part, without the prior written consent of NCH is prohibited.

Revision Date: **2025 0401**

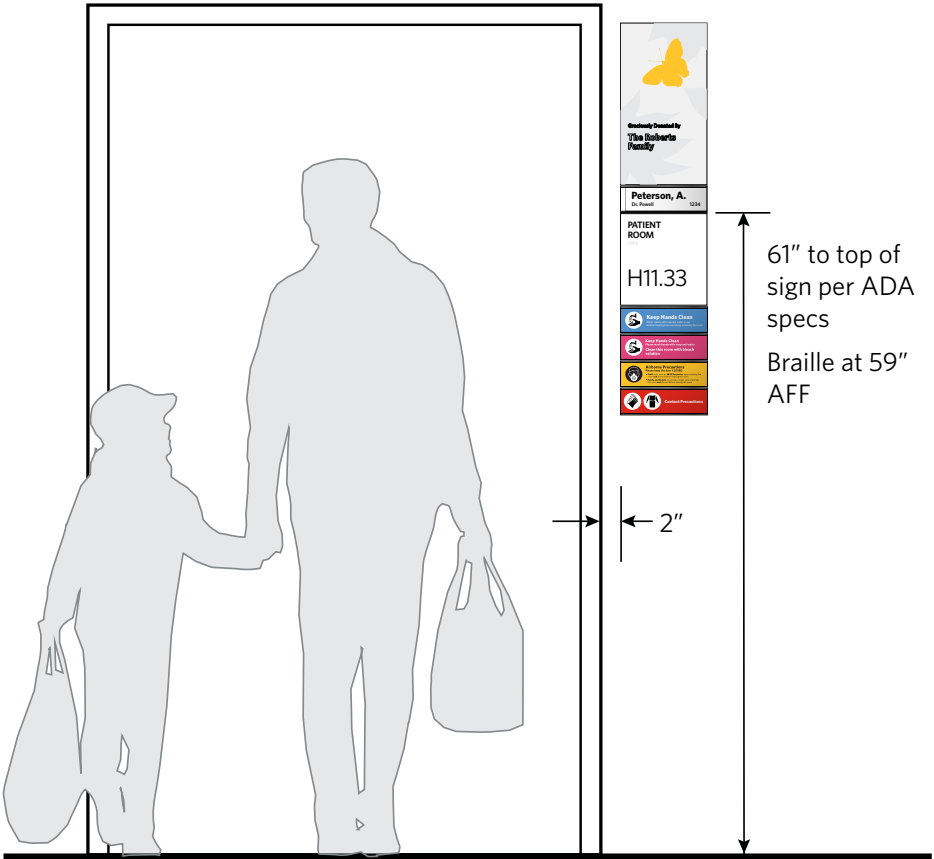
Page **16**

Drawing No: **A2.00**





Mount flush to wall with 3M VHB 4959 120 Mil - 1/8" (CRITICAL) or equivalent



**NCH Master Interior Sign Standards**

Design Guidelines  
Drawing Package

**Inpatient Room Signs**

**Standard A1 Patient Room Donor Sign Topper**

**Sign Style A3**  
Build up contains:  
Sign Styles  
A3.01, B1, A2, B3 (4)

If you have questions  
please consult with  
NCH Interiors Team.

The purpose of these guidelines is to provide clarity and consistency with development of interior signage. The sign vendor awarded the contract by Nationwide Children's Hospital (NCH) and its approved sub-contractors, accepts total responsibility for final control drawings, engineering, materials selection, and sign fabrication and installation based on latest state and federal building codes for each specific location.

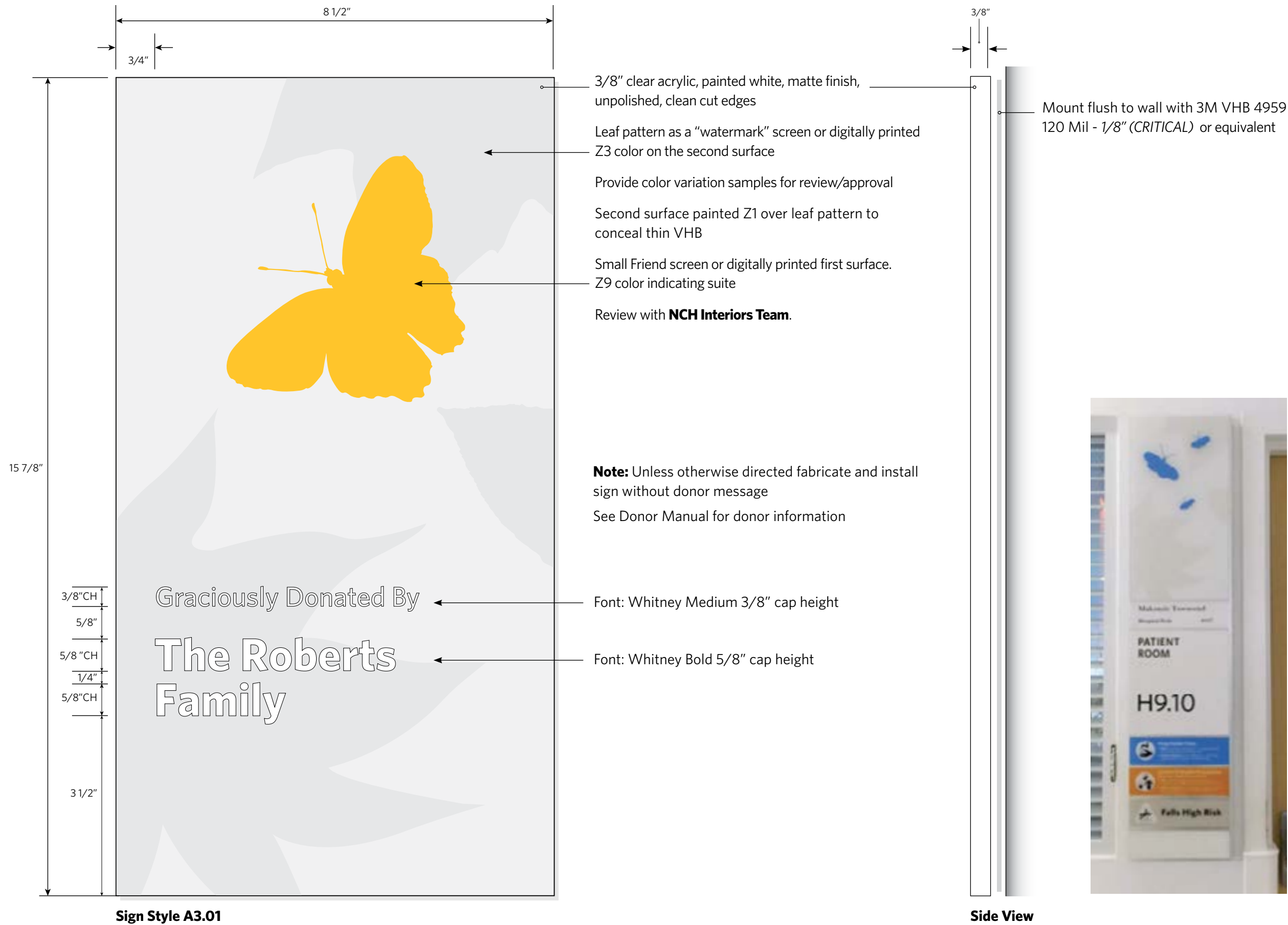
NCH assumes no responsibility for final engineering, materials not specified herein, sign fabrication and installation, or use of any non-compliant NCH signs or products developed without prior written consent from NCH. NCH hereby disclaims any and all expressed or implied warranties if these drawings are used for any purpose other than to provide design direction to NCH sign contractors and their sub-contractors.

The drawings within this document are for the exclusive use of NCH. Any other use of these drawings, in whole or in part, without the prior written consent of NCH is prohibited.

Revision Date: **2025 0401**

Page **17**

Drawing No: **A3.00**



**NCH Master  
Interior Sign Standards**

Design Guidelines  
Drawing Package

**Inpatient  
Room Signs**

**Standard A1 Patient Room  
Sign Topper**

**Sign Style A3.01**

If you have questions  
please consult with  
NCH Interiors Team.



The purpose of these guidelines is to provide clarity and consistency with development of interior signage. The sign vendor awarded the contract by Nationwide Children's Hospital (NCH) and its approved sub-contractors, accepts total responsibility for final control drawings, engineering, materials selection, and sign fabrication and installation based on latest state and federal building codes for each specific location.

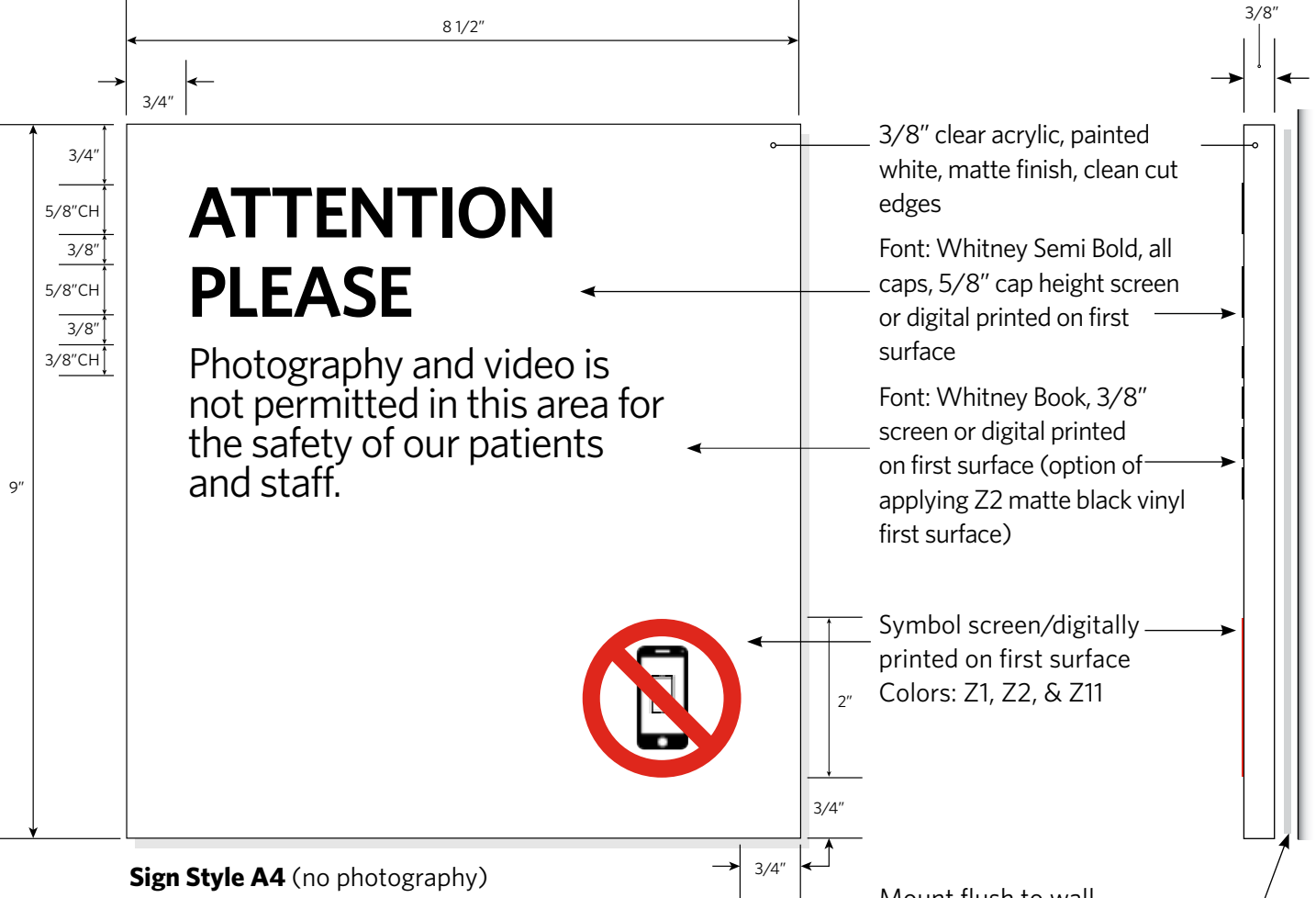
NCH assumes no responsibility for final engineering, materials not specified herein, sign fabrication and installation, or use of any non-compliant NCH signs or products developed without prior written consent from NCH. NCH hereby disclaims any and all expressed or implied warranties if these drawings are used for any purpose other than to provide design direction to NCH sign contractors and their sub-contractors.

The drawings within this document are for the exclusive use of NCH. Any other use of these drawings, in whole or in part, without the prior written consent of NCH is prohibited.

Revision Date: **2025 0401**

**Page 18**

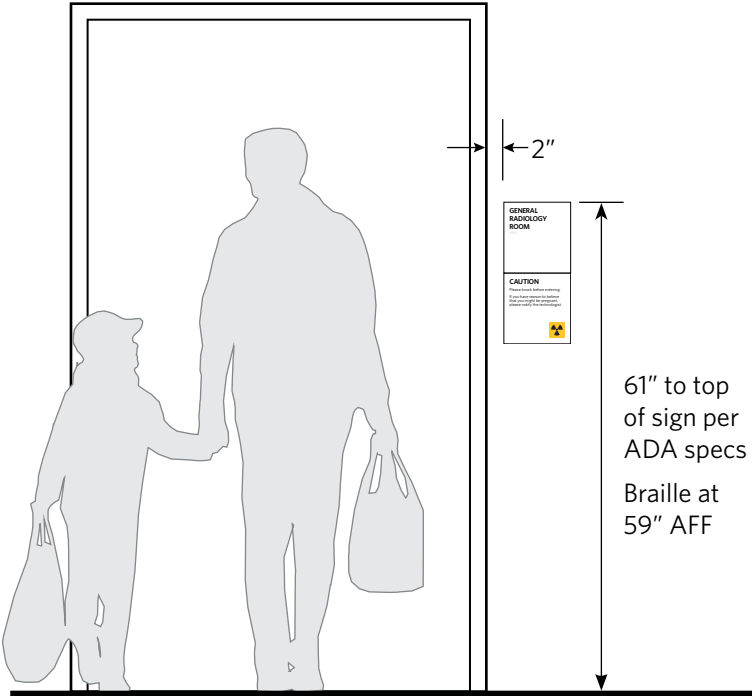
Drawing No: **A3.01**



Sign Style A4 (no photography)

A4 informational signs may be used in conjunction with an ADA compliant room identification sign as shown

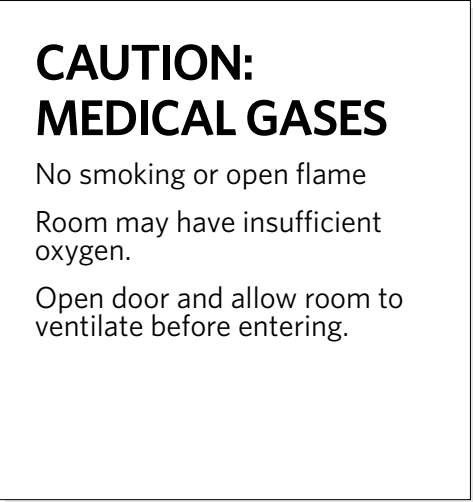
Side View



Mounting Hierarchy



A4 (tray return)



A4 (medical glasses)

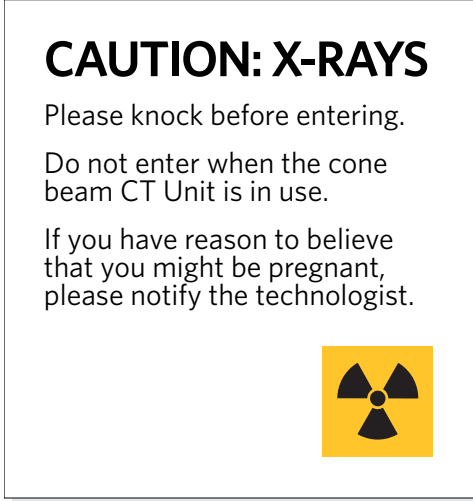


A4 (general instruction)



A4 (radiology caution)

The examples shown above are only for copy placement  
Please refer to the **Symbols Artwork Page X6 and Nomenclature Terms Page X8** for official naming of rooms



A4.1 (radiology caution specialty use)

**NCH is no longer accepting P95 as an alternate material.**  
Review with the Interiors Team its acceptable uses and locations.



**NCH Master Interior Sign Standards**

Design Guidelines  
Drawing Package

**Room Identification Signs**

**Standard Informational Sign Large**

**Sign Style A4**

No Braille

If you have questions  
please consult with  
NCH Interiors Team.

The purpose of these guidelines is to provide clarity and consistency with development of interior signage. The sign vendor awarded the contract by Nationwide Children's Hospital (NCH) and its approved sub-contractors, accepts total responsibility for final control drawings, engineering, materials selection, and sign fabrication and installation based on latest state and federal building codes for each specific location.

NCH assumes no responsibility for final engineering, materials not specified herein, sign fabrication and installation, or use of any non-compliant NCH signs or products developed without prior written consent from NCH. NCH hereby disclaims any and all expressed or implied warranties if these drawings are used for any purpose other than to provide design direction to NCH sign contractors and their sub-contractors.

The drawings within this document are for the exclusive use of NCH. Any other use of these drawings, in whole or in part, without the prior written consent of NCH is prohibited.

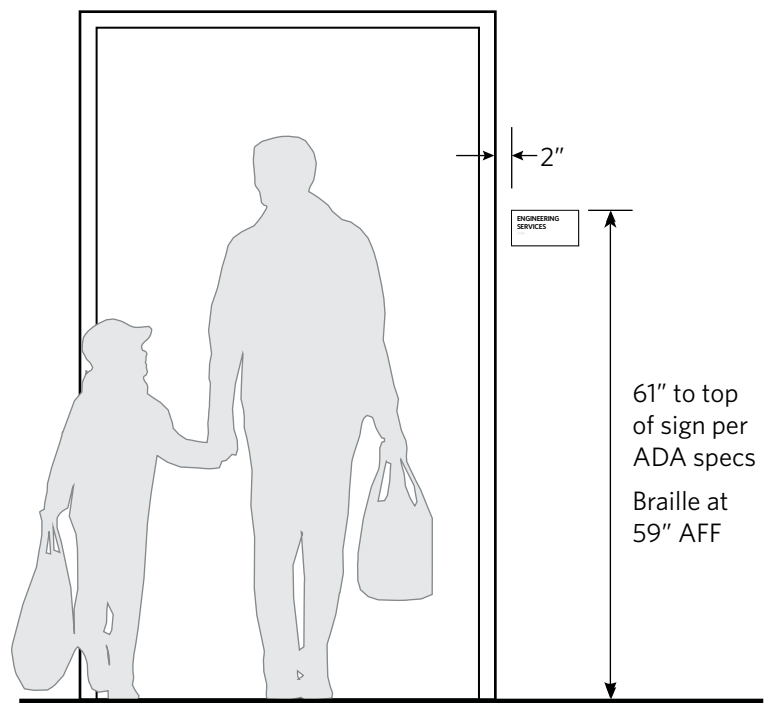
Revision Date: **2025 0401**

Page **19**

Drawing No: **A4.00**



Please refer to **Message Schedule** or **NCH Interiors Team** for final copy.



Engineering Services Room  
Mechanical Room  
Environmental Services Room  
Trash Chute

**NCH is no longer accepting P95 as an alternate material.**  
Review with the Interiors Team its acceptable uses and locations.



## Design Guidelines Drawing Package

## Room Identification Signs

### Standard Informational Sign Small

## Sign Style A5

## Braille

If you have questions  
please consult with  
NCH Interiors Team.

The purpose of these guidelines is to provide clarity and consistency with development of interior signage. The sign vendor awarded the contract by Nationwide Children's Hospital (NCH) and its approved sub-contractors, accepts total responsibility for final contract drawings, engineering, materials selection, and sign fabrication and installation based on latest state and federal building codes for each specific location.

NCH assumes no responsibility for final engineering, materials not specified herein, sign fabrication and installation, or use of any non-compliant NCH signs or products developed without prior written consent from NCH. NCH hereby disclaims any and all expressed or implied warranties if these drawings are used for any purpose other than to provide design direction to NCH sign contractors and their sub-contractors.

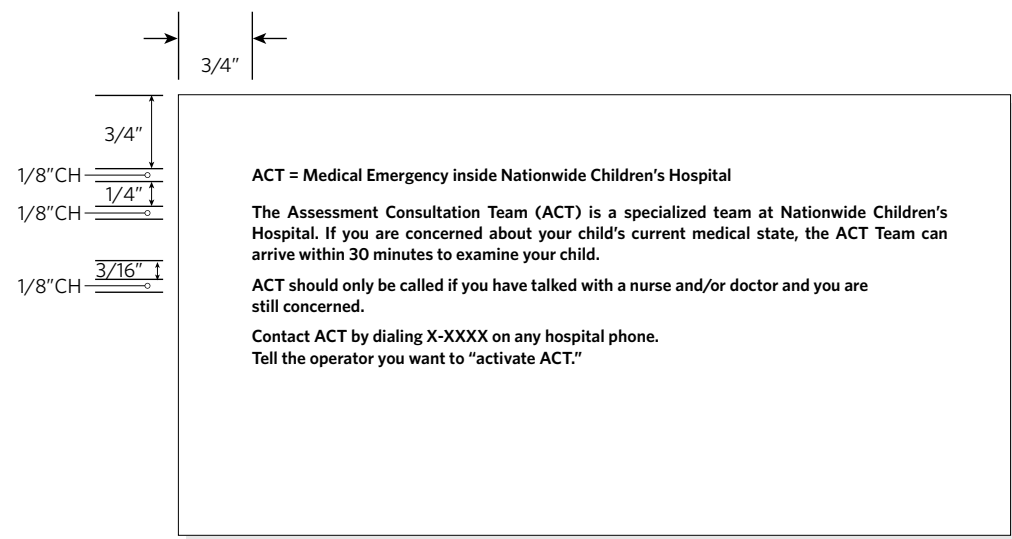
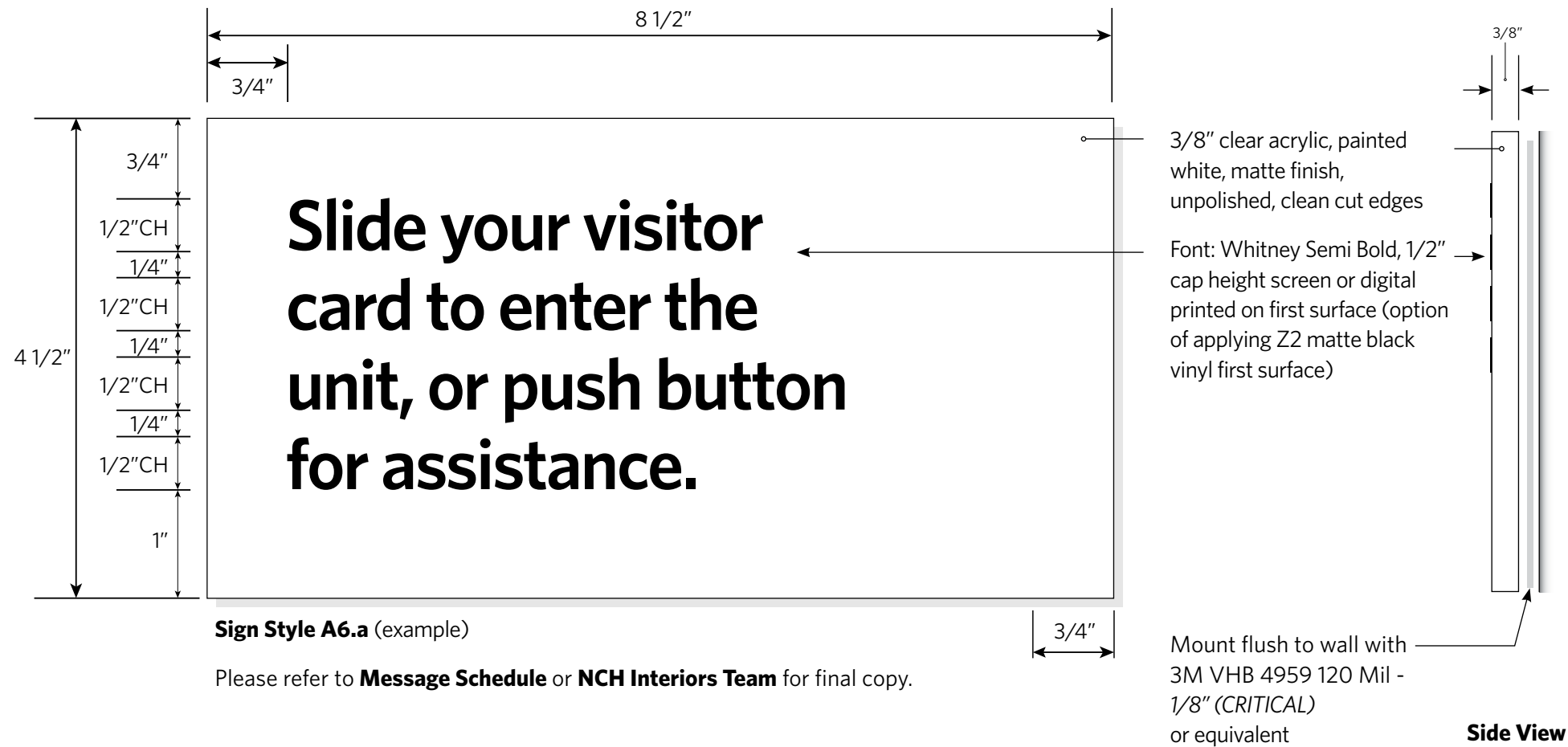
The drawings within this document are for the exclusive use of NCH. Any other use of these drawings, in whole or in part, without the prior written consent of NCH is prohibited.

Revision Date: **2025 0401**

Page 20

Drawing No: **A5.00**





**A6.b** (example)

The example shown above is for copy placement only.

Please refer to the **Nomenclature Terms Page X8** for official naming of rooms.



**NCH Master Interior Sign Standards**

Design Guidelines  
Drawing Package

**Room Identification Signs**

**Standard Informational Sign Small**

**Sign Style A6**

No Braille

If you have questions please consult with NCH Interiors Team.

The purpose of these guidelines is to provide clarity and consistency with development of interior signage. The sign vendor awarded the contract by Nationwide Children's Hospital (NCH) and its approved sub-contractors, accepts total responsibility for final control drawings, engineering, materials selection, and sign fabrication and installation based on latest state and federal building codes for each specific location.

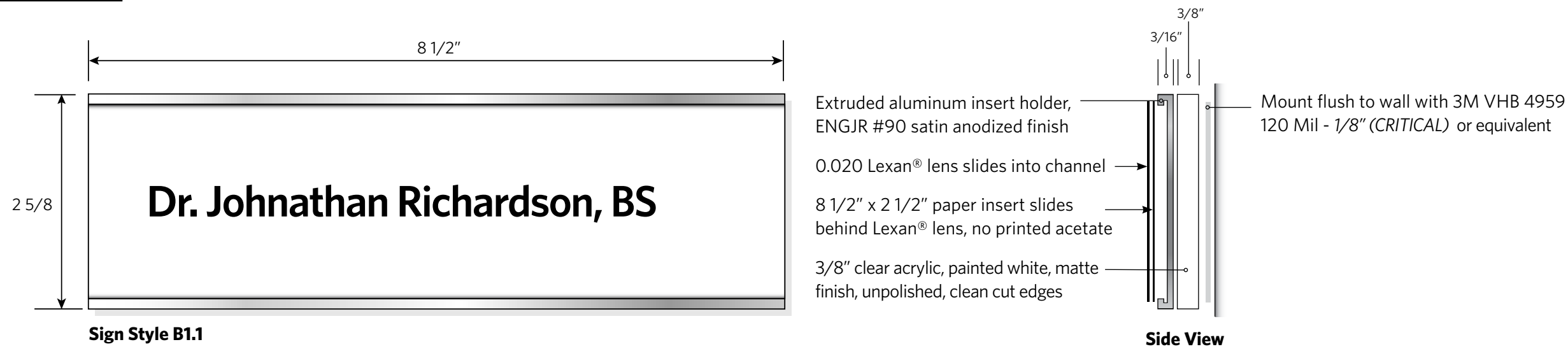
NCH assumes no responsibility for final engineering, materials not specified herein, sign fabrication and installation, or use of any non-compliant NCH signs or products developed without prior written consent from NCH. NCH hereby disclaims any and all expressed or implied warranties if these drawings are used for any purpose other than to provide design direction to NCH sign contractors and their sub-contractors.

The drawings within this document are for the exclusive use of NCH. Any other use of these drawings, in whole or in part, without the prior written consent of NCH is prohibited.

Revision Date: **2025 0401**

**Page 21**

Drawing No: **A6.00**



Sign Style B1.1

Only 28 characters allowed, drop to first initial if needed  
**See X4 for Approved Signage Font** copy  
References for one and two line copy options - Templates are available on Anchor



**B1.1a**  
(one name/one holder configuration)



**B1.1b**  
(two names/one holder configuration)



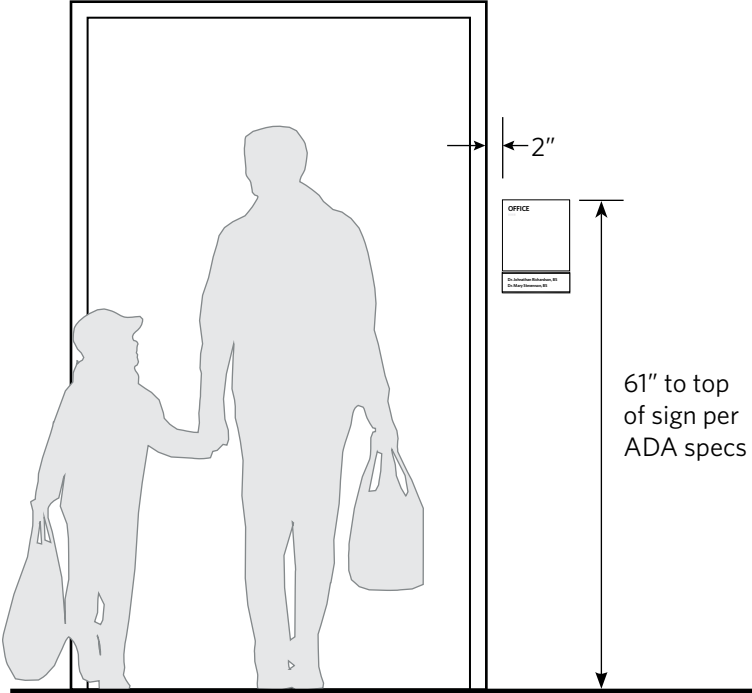
**B1.2a**  
(one name/two holder configuration)



**B1.3**  
(two names/three holder configuration)



**B1.4**  
(two names/four unit configuration)  
\*More than 4 inserts changes to a different configuration with Snap Frames



These insert holders are to be added to type A1 ad A2 room identification signs, office signs, workrooms and other locations noted in this drawing package.

For stock 4" x 4" magnetic insert holders on glass or on a cubicle wall please refer to drawing T1 in this document.

First insert sets to be provided by sign vendor.



**NCH Master  
Interior Sign Standards**

Design Guidelines  
Drawing Package

**Room Identification  
Insert Holders**

**Standard Room  
Insert Holder**

**Sign Style B1**

If you have questions  
please consult with  
NCH Interiors Team.

The purpose of these guidelines is to provide clarity and consistency with development of interior signage. The sign vendor awarded the contract by Nationwide Children's Hospital (NCH) and its approved sub-contractors, accepts total responsibility for final control drawings, engineering, materials selection, and sign fabrication and installation based on latest state and federal building codes for each specific location.


NCH assumes no responsibility for final engineering, materials not specified herein, sign fabrication and installation, or use of any non-compliant NCH signs or products developed without prior written consent from NCH. NCH hereby disclaims any and all expressed or implied warranties if these drawings are used for any purpose other than to provide design direction to NCH sign contractors and their sub-contractors.

The drawings within this document are for the exclusive use of NCH. Any other use of these drawings, in whole or in part, without the prior written consent of NCH is prohibited.

Revision Date: **2025 0401**

Page **22**

Drawing No: **B1.00**



**B2.a** (one name)

Recommended Font: Whitney Semi Bold

Only 28 characters allowed

Drop to first initial if needed

**See X4 for Approved Signage Font** copy

These insert holders are to be added to room identification signs, office signs, workrooms and other locations noted in this drawing package.

For stock 4" x 4" magnetic insert holders on glass or on a cubicle wall please refer to drawing T1 in this document.

Insert templates in Microsoft Word can be obtained from the **NCH Interiors Team** (Refer to the NCH Anchor Engineering Page).

First insert sets to be provided by sign vendor.



**B2.b** (two names)

Recommended Font: Whitney Semi Bold



**B2.c** (patient and doctor)

Recommended Font: Patient Name: Whitney Semi Bold

Physician Name and Medical Number: Whitney Book



**Clear Insert Cover**



**NCH Master  
Interior Sign Standards**

Design Guidelines  
Drawing Package

**Room Identification  
Paper Insert Template**

**Standard Room  
Paper Insert**

**Sign Style B2**

If you have questions  
please consult with  
NCH Interiors Team.

The purpose of these guidelines is to provide clarity and consistency with development of interior signage. The sign vendor awarded the contract by Nationwide Children's Hospital (NCH) and its approved sub-contractors, accepts total responsibility for final control drawings, engineering, materials selection, and sign fabrication and installation based on latest state and federal building codes for each specific location.

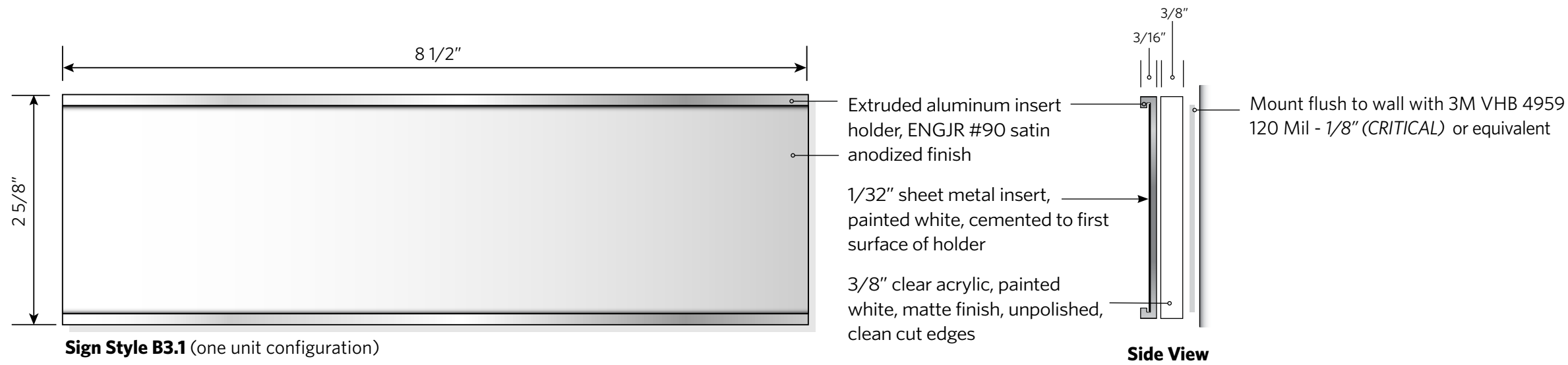
NCH assumes no responsibility for final engineering, materials not specified herein, sign fabrication and installation, or use of any non-compliant NCH signs or products developed without prior written consent from NCH. NCH hereby disclaims any and all expressed or implied warranties if these drawings are used for any purpose other than to provide design direction to NCH sign contractors and their sub-contractors.

The drawings within this document are for the exclusive use of NCH. Any other use of these drawings, in whole or in part, without the prior written consent of NCH is prohibited.

Revision Date: **2025 0401**

**Page 23**

Drawing No: **B2.00**



B3 signs may be used in conjunction with an ADA compliant room identification sign as shown

**Note:** Behavioral Health needs a safety risk analysis to approve what standards can be used.

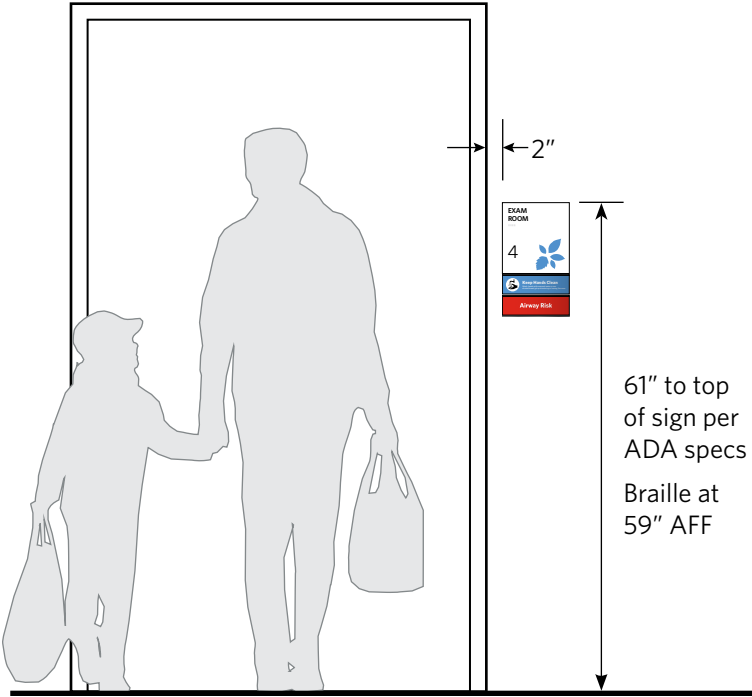


**B3.2** (two unit configuration)



**B3.4** (four unit configuration)\*

\*More than 4 inserts changes to a different configuration with Snap Frames



Align with sign face



**NCH Master  
Interior Sign Standards**

Design Guidelines  
Drawing Package

**Room Identification  
Insert Holders**

**Magnetic Insert Holder**

**Sign Style B3**

If you have questions  
please consult with  
NCH Interiors Team.

The purpose of these guidelines is to provide clarity and consistency with development of interior signage. The sign vendor awarded the contract by Nationwide Children's Hospital (NCH) and its approved sub-contractors, accepts total responsibility for final control drawings, engineering, materials selection, and sign fabrication and installation based on latest state and federal building codes for each specific location.

NCH assumes no responsibility for final engineering, materials not specified herein, sign fabrication and installation, or use of any non-compliant NCH signs or products developed without prior written consent from NCH. NCH hereby disclaims any and all expressed or implied warranties if these drawings are used for any purpose other than to provide design direction to NCH sign contractors and their sub-contractors.


The drawings within this document are for the exclusive use of NCH. Any other use of these drawings, in whole or in part, without the prior written consent of NCH is prohibited.

Revision Date: **2025 0401**

Page **24**

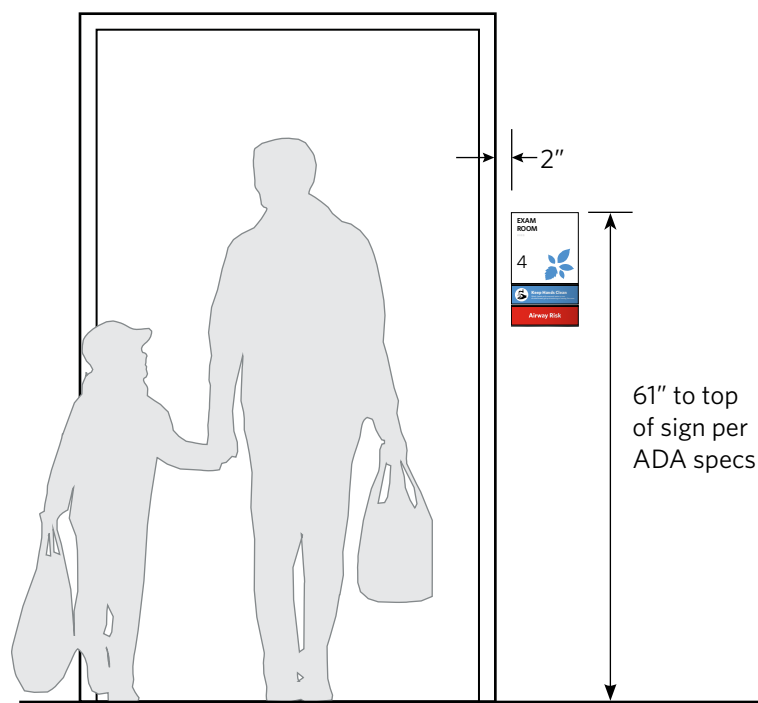
Drawing No: **B3.00**





Please see **NCH Interiors Team** for most current catalog of precaution magnets.

**Note:** Behavioral Health needs a safety risk analysis to approve what standards can be used.



**NCH Master  
Interior Sign Standards**

Design Guidelines  
Drawing Package

**Room Identification  
Precautionary Magnet**

**Standard Precautionary  
Magnetic Inserts**

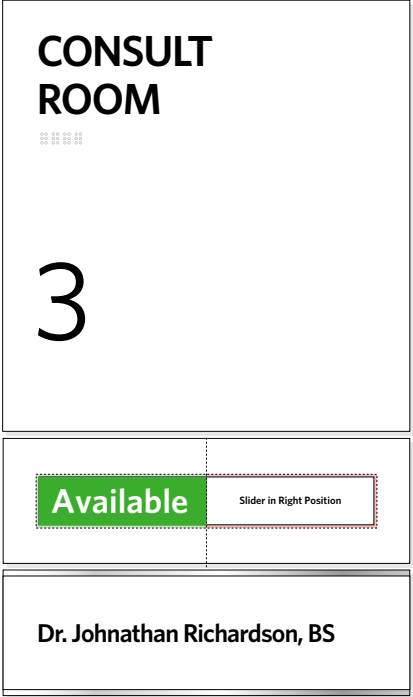
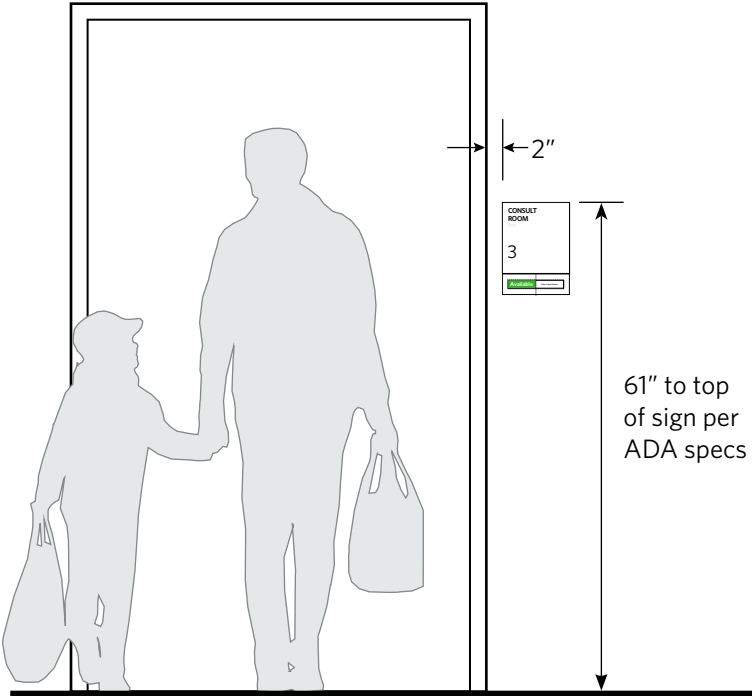
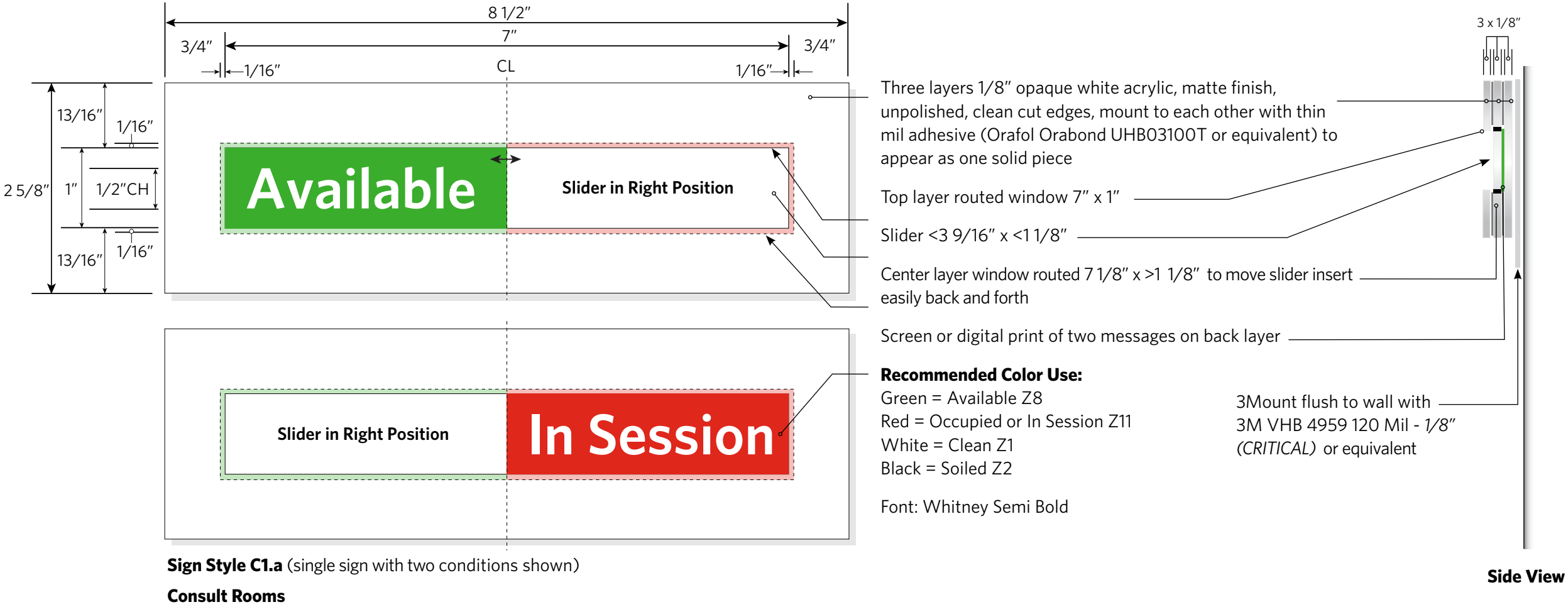
**Sign Style B4**

If you have questions  
please consult with  
NCH Interiors Team.

The purpose of these guidelines is to provide clarity and consistency with development of interior signage. The sign vendor awarded the contract by Nationwide Children's Hospital (NCH) and its approved sub-contractors, accepts total responsibility for final control drawings, engineering, materials selection, and sign fabrication and installation based on latest state and federal building codes for each specific location.

NCH assumes no responsibility for final engineering, materials not specified herein, sign fabrication and installation, or use of any non-compliant NCH signs or products developed without prior written consent from NCH. NCH hereby disclaims any and all expressed or implied warranties if these drawings are used for any purpose other than to provide design direction to NCH sign contractors and their sub-contractors.

The drawings within this document are for the exclusive use of NCH. Any other use of these drawings, in whole or in part, without the prior written consent of NCH is prohibited.



**A2.b, C1, B1**  
(typical Consult Room buildup)

**NCH is no longer accepting P95 as an alternate material.**  
Review with the Interiors Team its acceptable uses and locations.

**NCH Master  
Interior Sign Standards**

Design Guidelines  
Drawing Package

**Sliders**

**Single Slider/  
Consult Room**

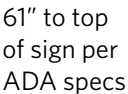
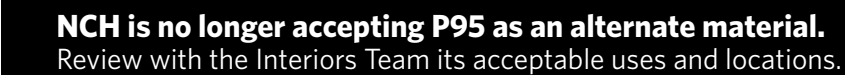
**Sign Style C1**

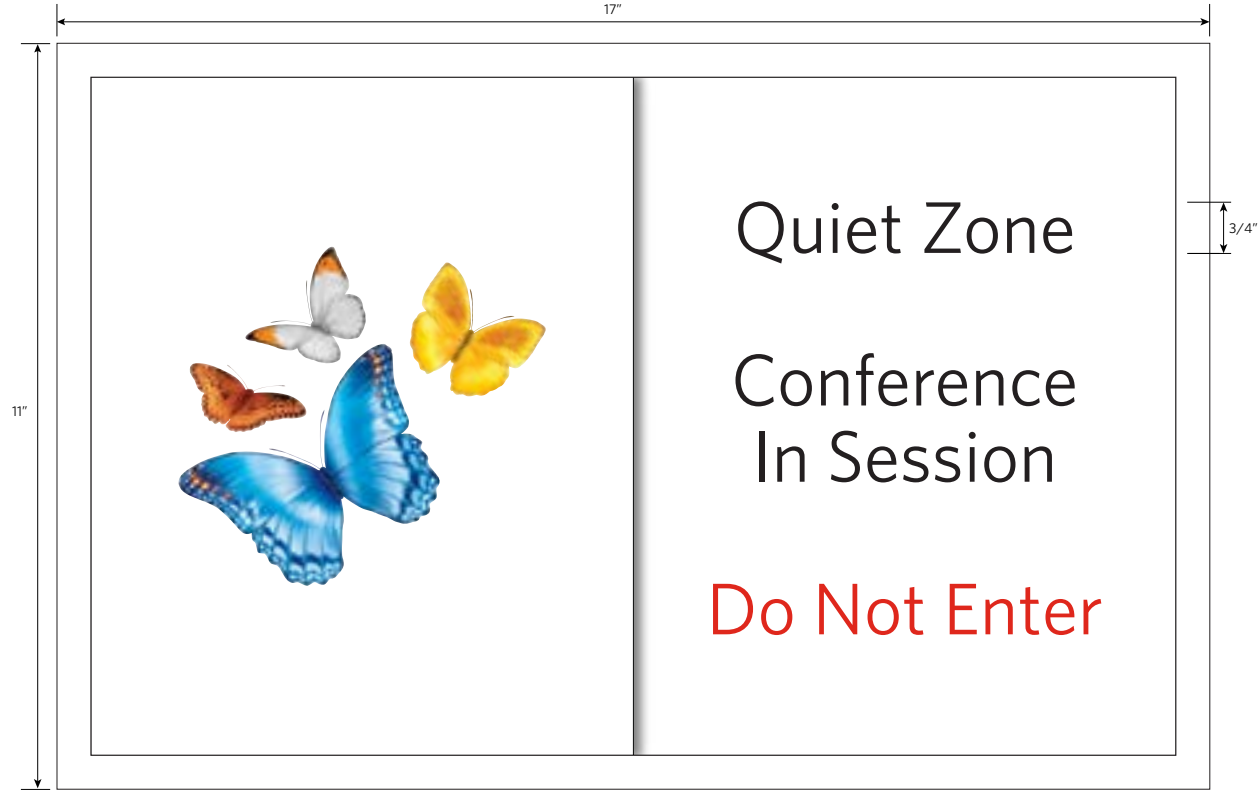
If you have questions  
please consult with  
NCH Interiors Team.

The purpose of these guidelines is to provide clarity and consistency with development of interior signage. The sign vendor awarded the contract by Nationwide Children's Hospital (NCH) and its approved sub-contractors, accepts total responsibility for final control drawings, engineering, materials selection, and sign fabrication and installation based on latest state and federal building codes for each specific location.

NCH assumes no responsibility for final engineering, materials not specified herein, sign fabrication and installation, or use of any non-compliant NCH signs or products developed without prior written consent from NCH. NCH hereby disclaims any and all expressed or implied warranties if these drawings are used for any purpose other than to provide design direction to NCH sign contractors and their sub-contractors.

The drawings within this document are for the exclusive use of NCH. Any other use of these drawings, in whole or in part, without the prior written consent of NCH is prohibited.

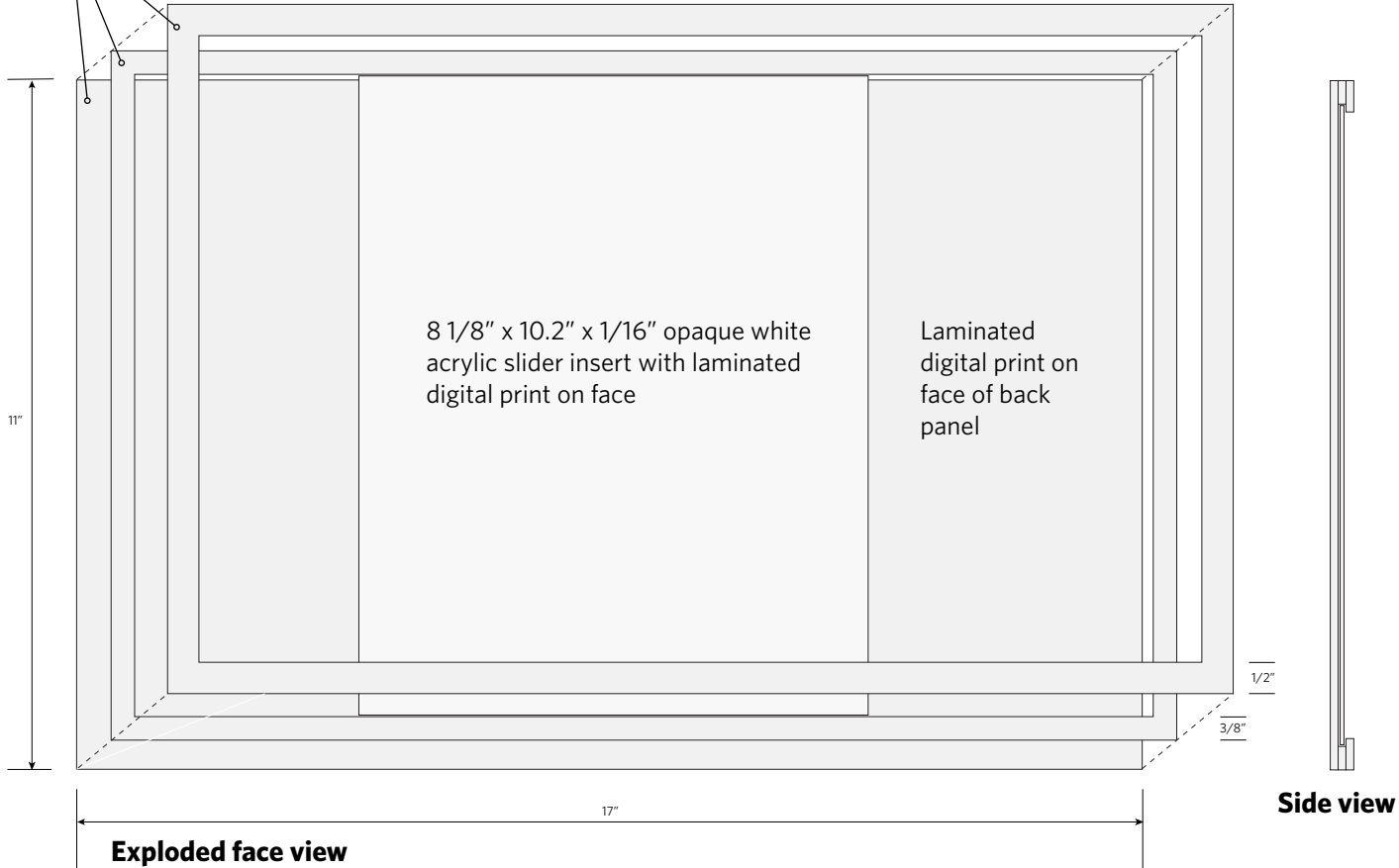




Sign Style C3 Right Message

Font: Whitney Book, 3/4" CH

Three layers 1/8" opaque white acrylic, matte finish, unpolished, clean cut edges, mount to each other with thin mil adhesive (Orafol Orabond UHB03100T or equivalent) to appear as one solid piece



Side view




Left Message

Font: Whitney Semi Bold, 1" CH

Copy shown typical of conference rooms

**Note:** Please refer to **Message Schedule or NCH Interiors Team** for final copy



Right Message

Font: Whitney Book, 3/4" CH

Alternate Messaging



**NCH Master  
Interior Sign Standards**

Design Guidelines  
Drawing Package

Sliders

**Large Format Slider**

**Sign Style C3**

If you have questions  
please consult with  
NCH Interiors Team.

The purpose of these guidelines is to provide clarity and consistency with development of interior signage. The sign vendor awarded the contract by Nationwide Children's Hospital (NCH) and its approved sub-contractors, accepts total responsibility for final control drawings, engineering, materials selection, and sign fabrication and installation based on latest state and federal building codes for each specific location.

NCH assumes no responsibility for final engineering, materials not specified herein, sign fabrication and installation, or use of any non-compliant NCH signs or products developed without prior written consent from NCH. NCH hereby disclaims any and all expressed or implied warranties if these drawings are used for any purpose other than to provide design direction to NCH sign contractors and their sub-contractors.

The drawings within this document are for the exclusive use of NCH. Any other use of these drawings, in whole or in part, without the prior written consent of NCH is prohibited.

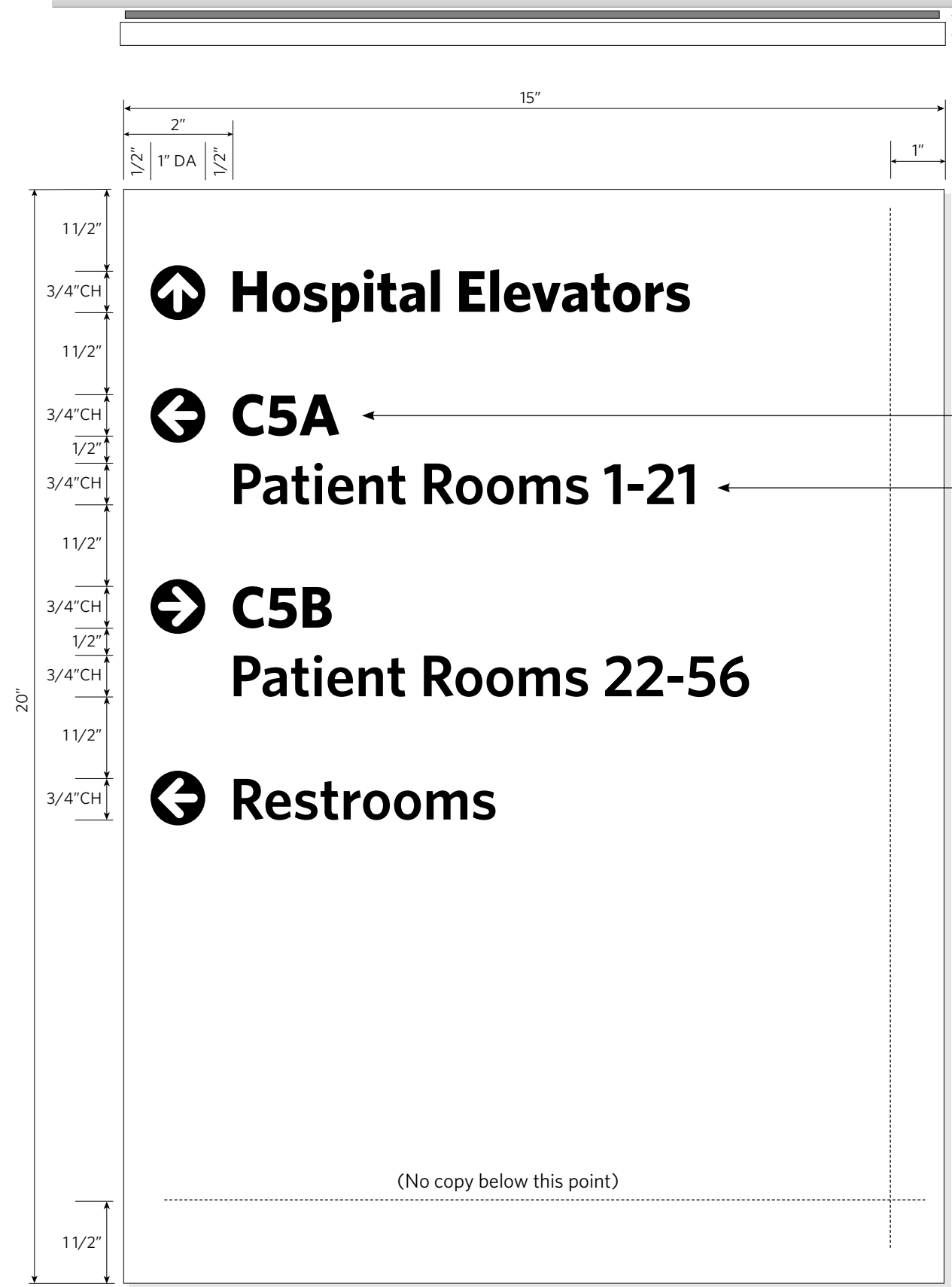
Revision Date: **2025 0401**

Page 28

Drawing No: **C3.00**



Top View



Mount flush to wall with 3M VHB 4959 120 Mil - 1/8" (CRITICAL) or equivalent

3/8" clear acrylic, painted white, matte finish, unpolished, clean cut edges. Attach to middle layer with thin Mil adhesive

Copy, arrows and symbols first surface black matte vinyl or symbol standard colors

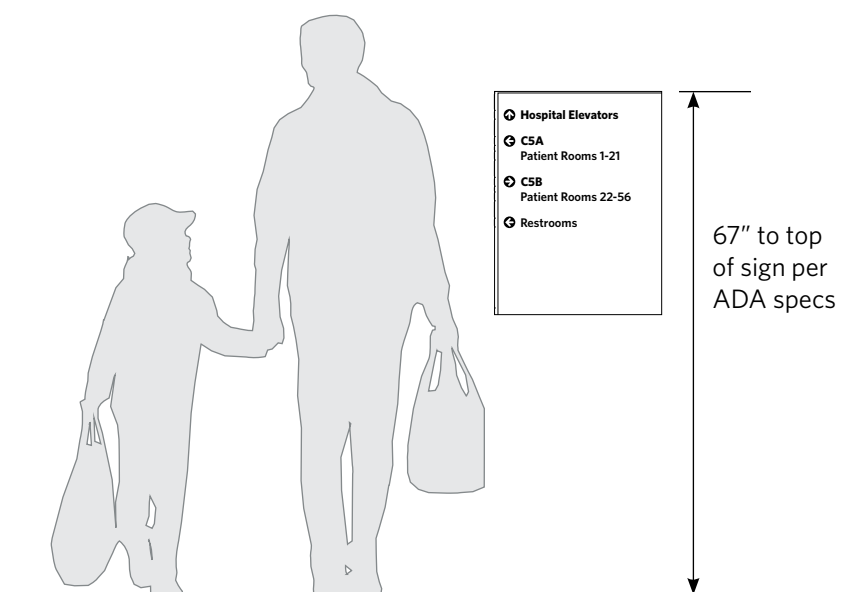
**Note:** "Destinations" such as elevators and cafés should be listed at the top of the directory

Font: Whitney Bold 3/4" cap height  
This font may only be used for elevators and primary destinations

Font: Whitney Semi Bold 3/4" cap height  
This font used for secondary destinations, such as exam rooms, patient rooms, restrooms, etc.

The example shown to the left are for copy placement only, please refer to the **Nomenclature Terms Page X8** for official naming of rooms

**Note:** Placement of text in alphabetical order or descending order within building to be determined by location



**NCH is no longer accepting P95 as an alternate material.**  
Review with the Interiors Team its acceptable uses and locations.



**NCH Master Interior Sign Standards**

Design Guidelines  
Drawing Package

**Wall Directory and Directionals**

**Wall Directory Standard**

**Sign Style D1**

If you have questions please consult with NCH Interiors Team.

The purpose of these guidelines is to provide clarity and consistency with development of interior signage. The sign vendor awarded the contract by Nationwide Children's Hospital (NCH) and its approved sub-contractors, accepts total responsibility for final control drawings, engineering, materials selection, and sign fabrication and installation based on latest state and federal building codes for each specific location.

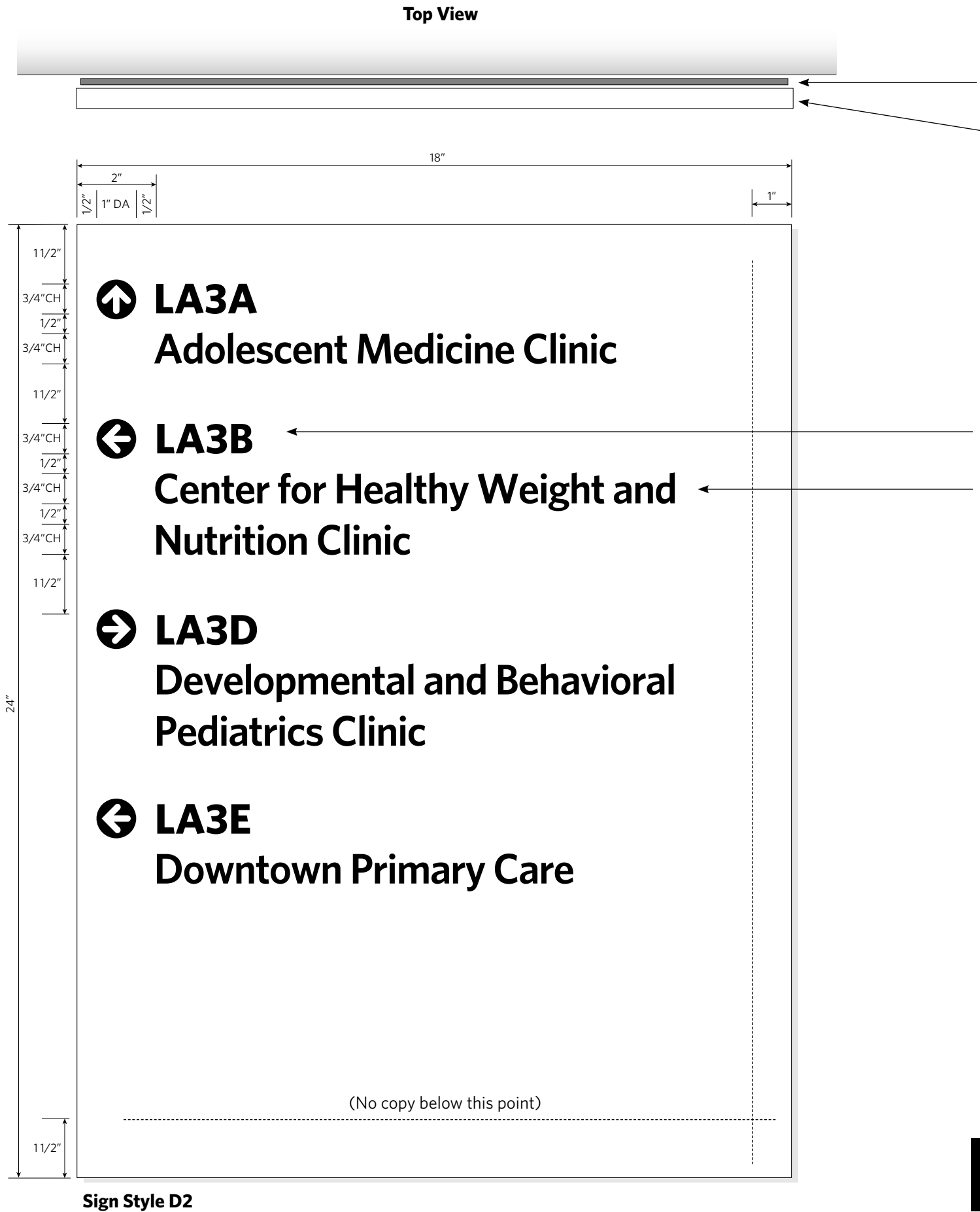
NCH assumes no responsibility for final engineering, materials not specified herein, sign fabrication and installation, or use of any non-compliant NCH signs or products developed without prior written consent from NCH. NCH hereby disclaims any and all expressed or implied warranties if these drawings are used for any purpose other than to provide design direction to NCH sign contractors and their sub-contractors.

The drawings within this document are for the exclusive use of NCH. Any other use of these drawings, in whole or in part, without the prior written consent of NCH is prohibited.

Revision Date: **2025 0401**

Page **29**

Drawing No: **D1.00**



Mount flush to wall with 3M VHB 4959 120 Mil - 1/8" (CRITICAL) or equivalent

3/8" clear acrylic, painted white, matte finish, unpolished, clean cut edges

Attach to middle layer with thin Mil adhesive

Copy, arrows and symbols first surface black matte vinyl or symbol standard colors

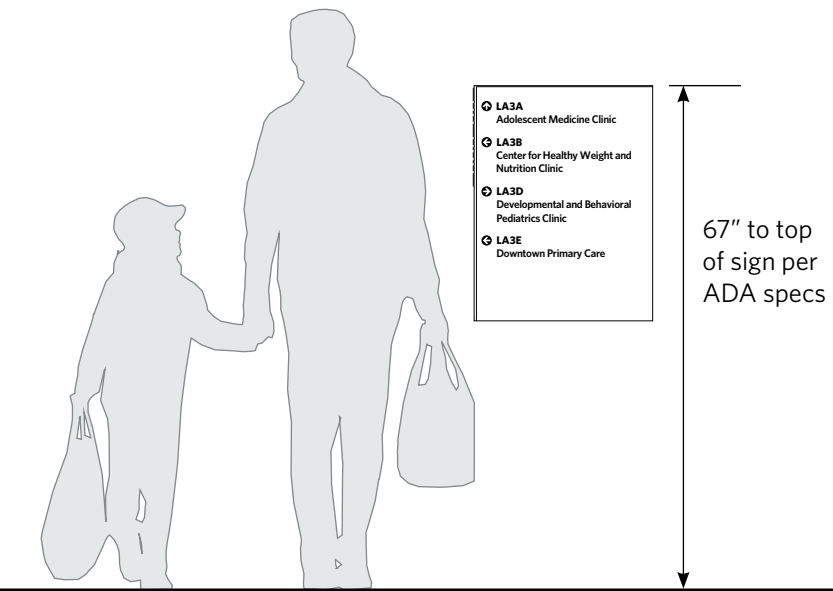
**Note:** "Destinations" such as elevators and cafés should be listed at the top of the directory

Font: Whitney Bold 3/4" cap height  
This font may only be used for elevators and primary destinations

Font: Whitney Semi Bold 3/4" cap height  
This font used for secondary destinations, such as exam rooms, patient rooms, restrooms, etc.

The example shown to the left are only for copy placement. Please refer to the **Nomenclature Terms Page X8** for official naming of rooms

**Note:** Placement of text in alphabetical order or descending order within building to be determined by location



**NCH is no longer accepting P95 as an alternate material.**  
Review with the Interiors Team its acceptable uses and locations.



**NCH Master  
Interior Sign Standards**

Design Guidelines  
Drawing Package

**Wall Directory and  
Directionals**

**Wall Directory  
Medium**

**Sign Style D2**

If you have questions  
please consult with  
NCH Interiors Team.

The purpose of these guidelines is to provide clarity and consistency with development of interior signage. The sign vendor awarded the contract by Nationwide Children's Hospital (NCH) and its approved sub-contractors, accepts total responsibility for final control drawings, engineering, materials selection, and sign fabrication and installation based on latest state and federal building codes for each specific location.

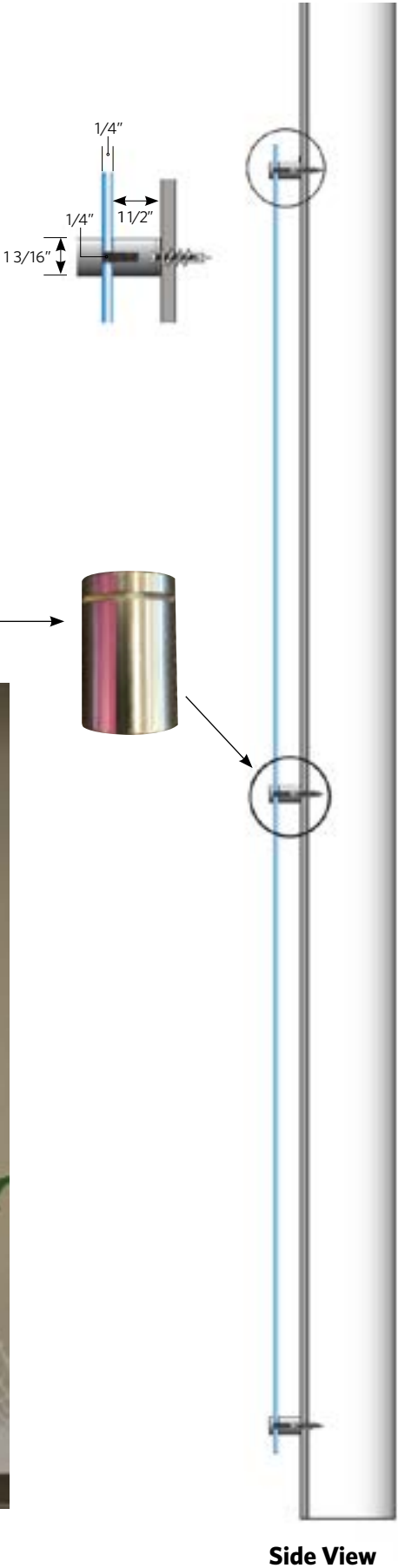
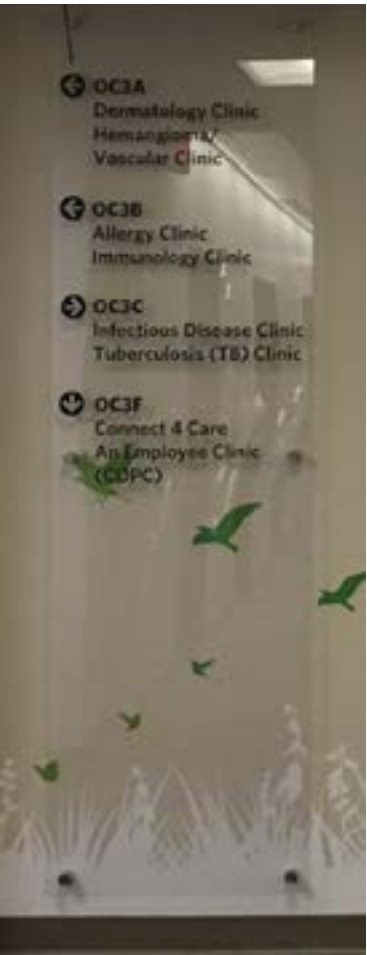
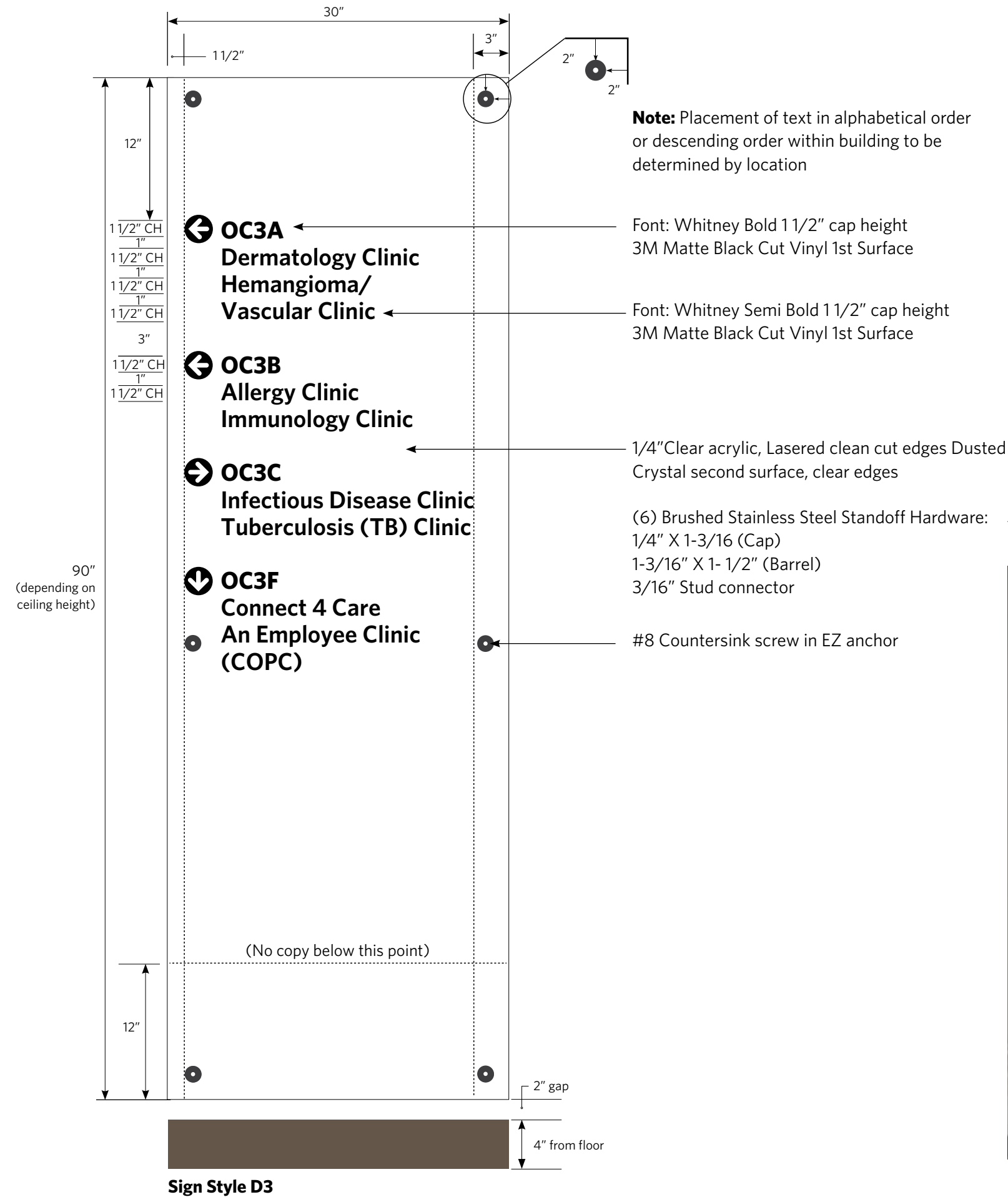
NCH assumes no responsibility for final engineering, materials not specified herein, sign fabrication and installation, or use of any non-compliant NCH signs or products developed without prior written consent from NCH. NCH hereby disclaims any and all expressed or implied warranties if these drawings are used for any purpose other than to provide design direction to NCH sign contractors and their sub-contractors.

The drawings within this document are for the exclusive use of NCH. Any other use of these drawings, in whole or in part, without the prior written consent of NCH is prohibited.

Revision Date: **2025 0401**

Page **30**

Drawing No: **D2.00**



**NCH Master  
Interior Sign Standards**

Design Guidelines  
Drawing Package

**Wall Directory and  
Directionals**

**Wall Directory  
Large**

**Sign Style D3**

If you have questions  
please consult with  
NCH Interiors Team.

The purpose of these guidelines is to provide clarity and consistency with development of interior signage. The sign vendor awarded the contract by Nationwide Children's Hospital (NCH) and its approved sub-contractors, accepts total responsibility for final control drawings, engineering, materials selection, and sign fabrication and installation based on latest state and federal building codes for each specific location.

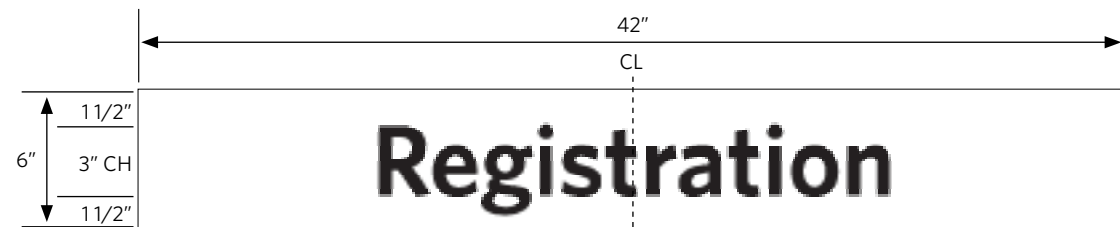
NCH assumes no responsibility for final engineering, materials not specified herein, sign fabrication and installation, or use of any non-compliant NCH signs or products developed without prior written consent from NCH. NCH hereby disclaims any and all expressed or implied warranties if these drawings are used for any purpose other than to provide design direction to NCH sign contractors and their sub-contractors.

The drawings within this document are for the exclusive use of NCH. Any other use of these drawings, in whole or in part, without the prior written consent of NCH is prohibited.


Revision Date: **2025 0401**

Page **31**

Drawing No: **D3.00**




**Sign Style E1.a** (destination one line of copy with no arrow)




**Sign Style E1.b** (directional one line of copy with arrow)



**Sign Style E1.c** (small directional two lines of copy with arrows)



**Sign Style E1.d** (large directional two lines of copy with arrows)



**Sign Style E1.e** (large directional two lines of copy with two arrows)

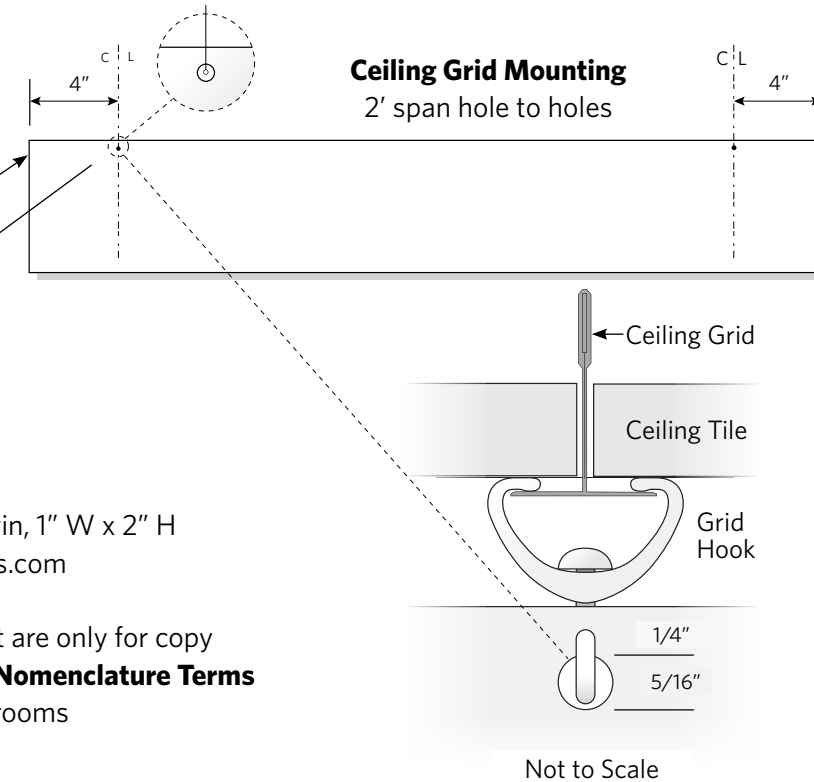
6mm white PVC,  
smooth edges

Drilled 2- 1/4" holes for hanging on ceiling grid

Font: Whitney Semi Bold,  
first surface applied matte  
black vinyl

2 - SW Grid Hooks, White Delrin, 1" W x 2" H  
www.hangups.com/TBarHooks.com

The examples shown to the left are only for copy placement, please refer to the **Nomenclature Terms Page X8** for official naming of rooms



## NCH Master Interior Sign Standards

## Design Guidelines Drawing Package

## Overhead Signs

### Overhead Directional Sign

### Sign Style E1

If you have questions  
please consult with  
NCH Interiors Team.

The purpose of these guidelines is to provide clarity and consistency with development of interior signage. The sign vendor awarded the contract by Nationwide Children's Hospital (NCH) and its approved sub-contractors, accepts total responsibility for final control drawings, engineering, materials selection, and sign fabrication and installation based on latest state and federal building codes for each specific location.

NCH assumes no responsibility for final engineering, materials not specified herein, sign fabrication and installation, or use of any non-compliant NCH signs or products developed without prior written consent from NCH. NCH hereby disclaims any and all expressed or implied warranties if these drawings are used for any purpose other than to provide design direction to NCH sign contractors and their sub-contractors.

The drawings within this document are for the exclusive use of NCH. Any other use of these drawings, in whole or in part, without the prior written consent of NCH is prohibited.

Revision Date: **2025 0401**

Page 32

Drawing No: **E1.00**

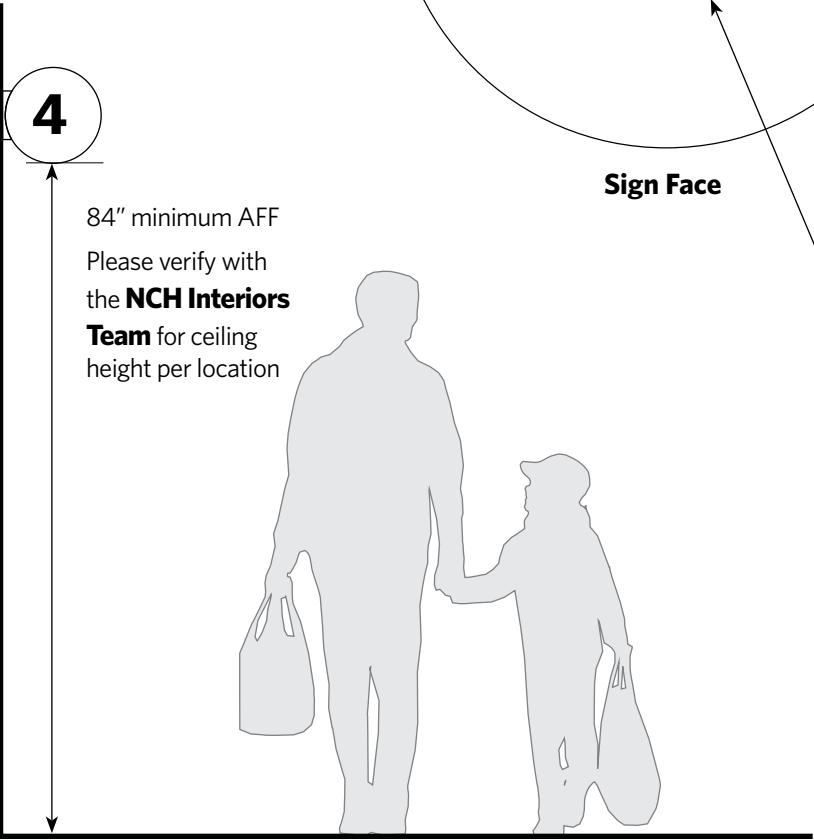
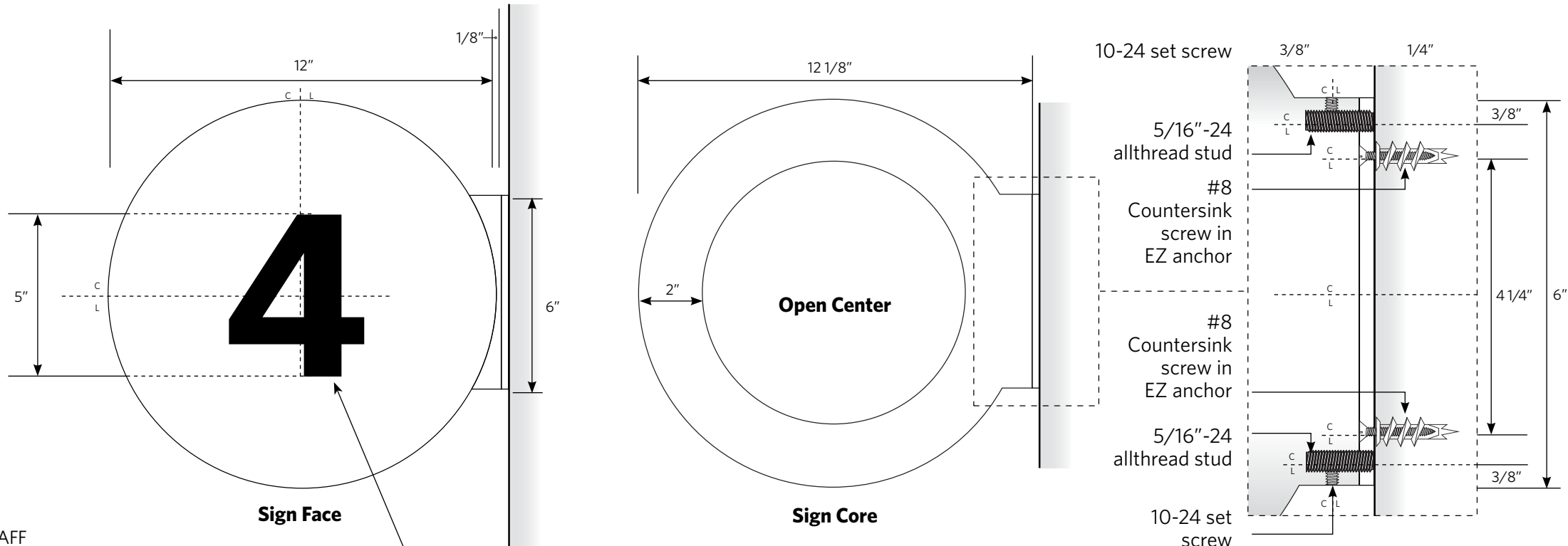
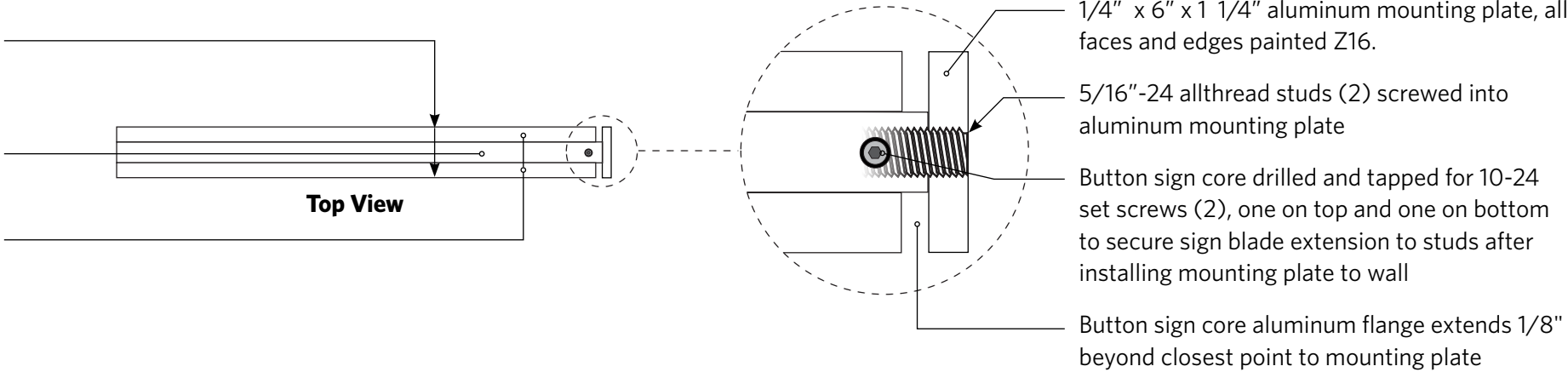


12" X 3/8" clear acrylic, unpolished, clean cut edges, paint face and edges Z1

Attached to sign core with 3M adhesive

1/2" thick Type 1 PVC, all faces and edges painted Z16.

Symbols digitally printed first surface on both faces



**NCH is no longer accepting P95 as an alternate material.**  
Review with the Interiors Team its acceptable uses and locations.



**NCH Master  
Interior Sign Standards**

Design Guidelines  
Drawing Package

**Overhead Signs**

**Overhead Wall  
Mount Button**

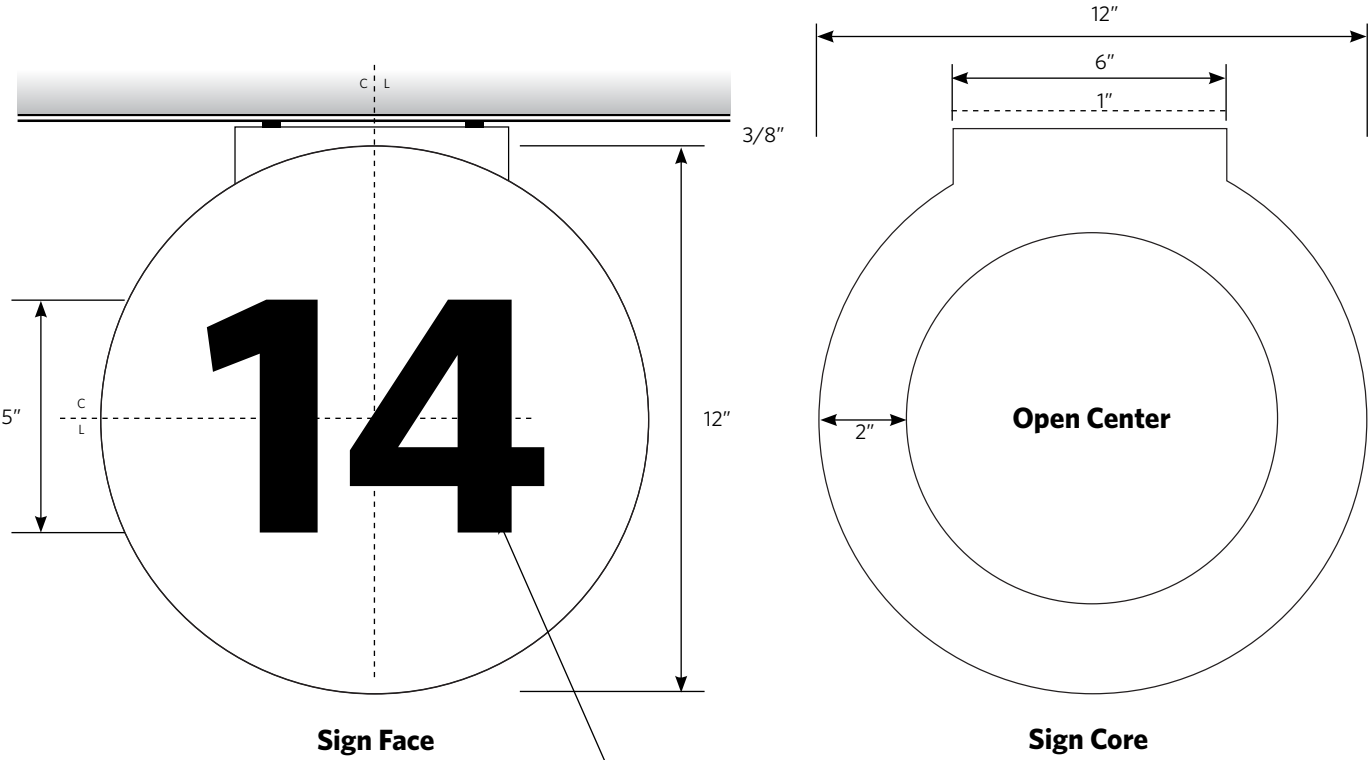
**Sign Style E2**

If you have questions  
please consult with  
NCH Interiors Team.

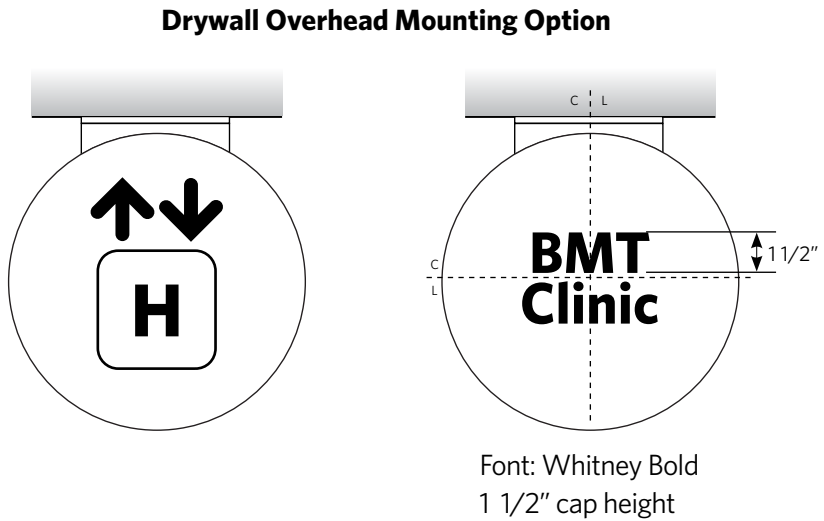

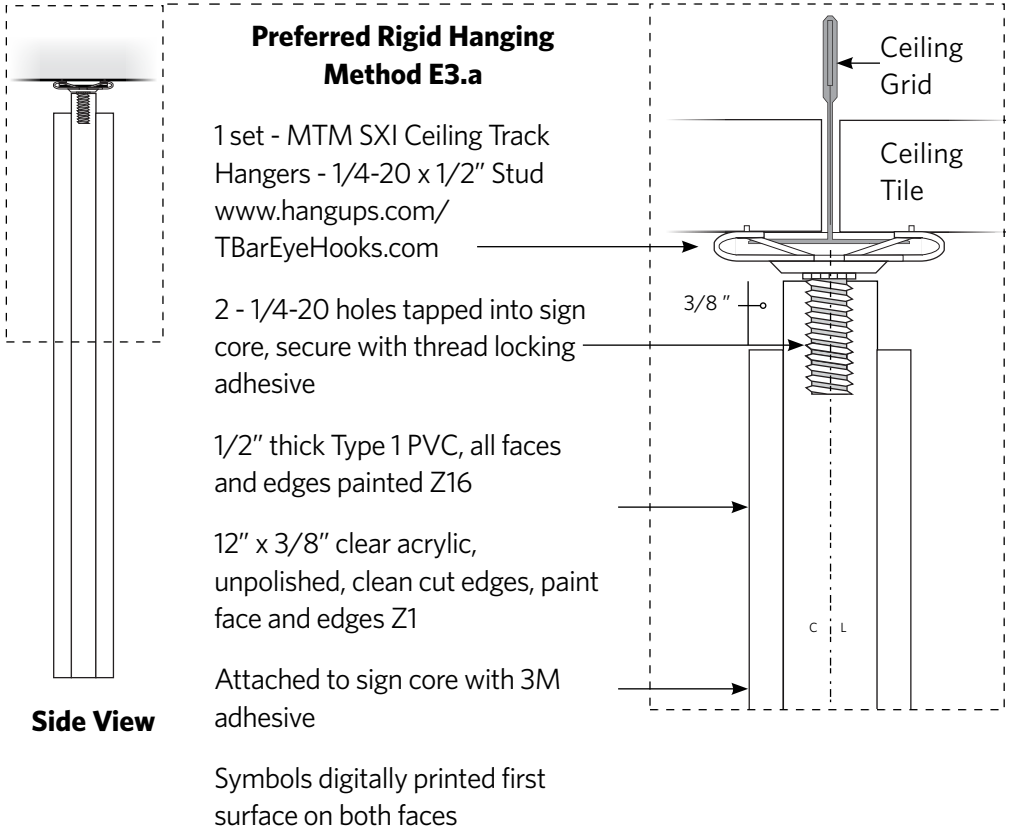
The purpose of these guidelines is to provide clarity and consistency with development of interior signage. The sign vendor awarded the contract by Nationwide Children's Hospital (NCH) and its approved sub-contractors, accepts total responsibility for final control drawings, engineering, materials selection, and sign fabrication and installation based on latest state and federal building codes for each specific location.

NCH assumes no responsibility for final engineering, materials not specified herein, sign fabrication and installation, or use of any non-compliant NCH signs or products developed without prior written consent from NCH. NCH hereby disclaims any and all expressed or implied warranties if these drawings are used for any purpose other than to provide design direction to NCH sign contractors and their sub-contractors.

The drawings within this document are for the exclusive use of NCH. Any other use of these drawings, in whole or in part, without the prior written consent of NCH is prohibited.



Font: Whitney Bold  
**Note:** Size of cap height may vary from 5" maximum to 2" minimum depending on message.  
**Note:** Final copy size to be approved by **NCH Interiors Team**.



**NCH Master Interior Sign Standards**

Design Guidelines  
Drawing Package

**Overhead Signs**

**Overhead Ceiling Grid Mount Button**

**Sign Style E3**

If you have questions please consult with NCH Interiors Team.

The purpose of these guidelines is to provide clarity and consistency with development of interior signage. The sign vendor awarded the contract by Nationwide Children's Hospital (NCH) and its approved sub-contractors, accepts total responsibility for final control drawings, engineering, materials selection, and sign fabrication and installation based on latest state and federal building codes for each specific location.

NCH assumes no responsibility for final engineering, materials not specified herein, sign fabrication and installation, or use of any non-compliant NCH signs or products developed without prior written consent from NCH. NCH hereby disclaims any and all expressed or implied warranties if these drawings are used for any purpose other than to provide design direction to NCH sign contractors and their sub-contractors.


The drawings within this document are for the exclusive use of NCH. Any other use of these drawings, in whole or in part, without the prior written consent of NCH is prohibited.

Revision Date: **2025 0401**

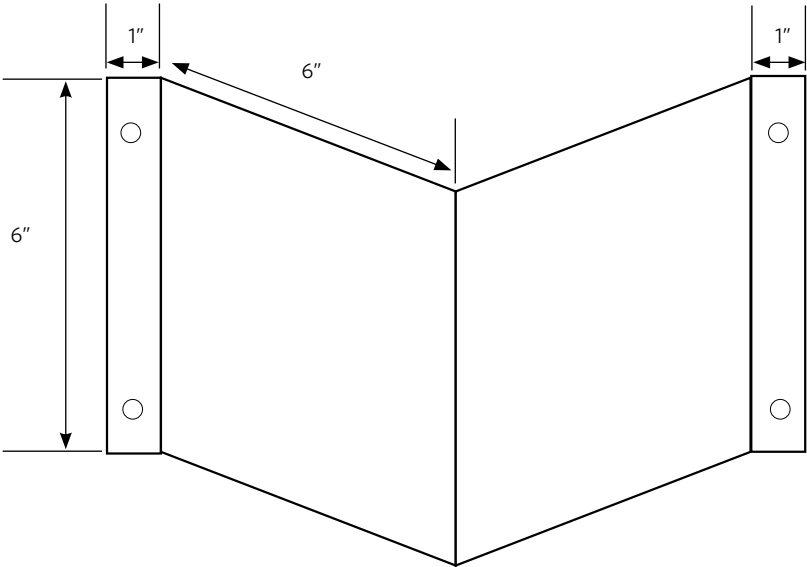
Page **34**

Drawing No: **E3.00**

**NCH is no longer accepting P95 as an alternate material.**  
Review with the Interiors Team its acceptable uses and locations.

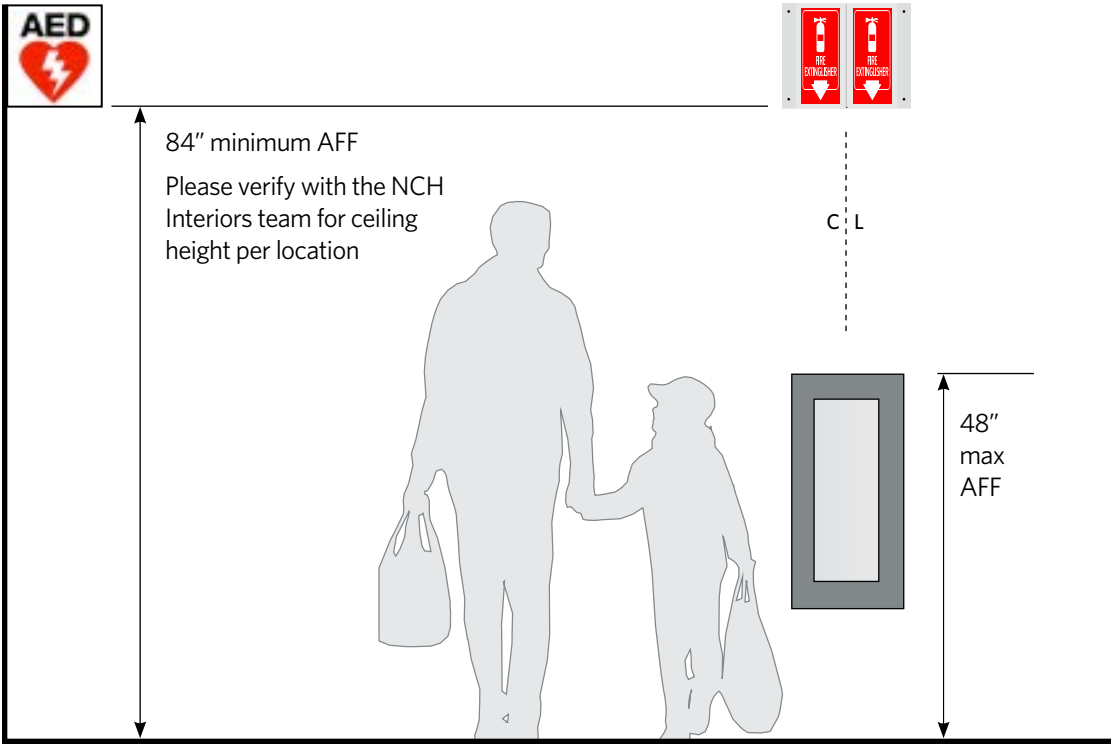
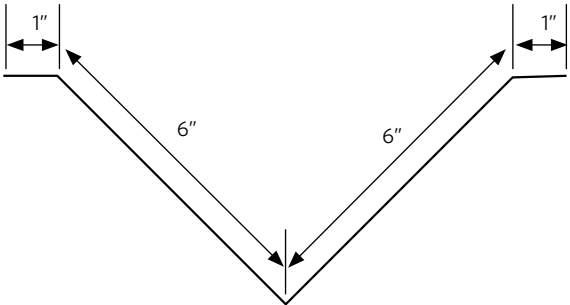


Sign Style E4 (image for reference only)



Screen printed message on  
UV Resistant White Acrylic

Mechanical fastner only, no tape



E4.a



E4.b



E4.c



E4.d

NCH Master  
Interior Sign Standards

Design Guidelines  
Drawing Package

Overhead Signs

Wall Mounted  
Projecting Emergency  
Equipment Identifier

Sign Style E4

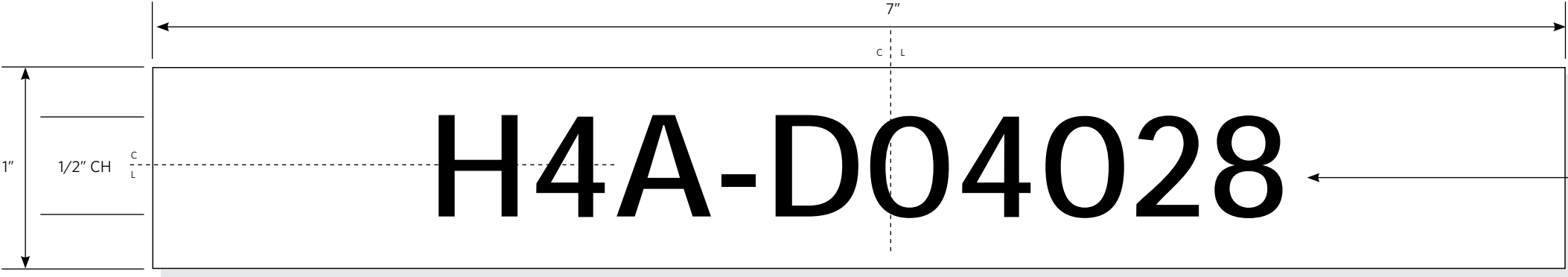
Acrylic Angle Sign

If you have questions  
please consult with  
NCH Interiors Team.

The purpose of these guidelines is to provide clarity and consistency with development of interior signage. The sign vendor awarded the contract by Nationwide Children's Hospital (NCH) and its approved sub-contractors, accepts total responsibility for final control drawings, engineering, materials selection, and sign fabrication and installation based on latest state and federal building codes for each specific location.

NCH assumes no responsibility for final engineering, materials not specified herein, sign fabrication and installation, or use of any non-compliant NCH signs or products developed without prior written consent from NCH. NCH hereby disclaims any and all expressed or implied warranties if these drawings are used for any purpose other than to provide design direction to NCH sign contractors and their sub-contractors.

The drawings within this document are for the exclusive use of NCH. Any other use of these drawings, in whole or in part, without the prior written consent of NCH is prohibited.



Clear vinyl with black  
screened or digitally  
printed room designation

Font: Whitney Semi Bold  
1/2" cap height

Sign Style F1.a  
Wayfinding Identifier

H4A

D04028

Font: Whitney Semi Bold  
1/2" cap height

Bldg.

Floor

Suite

Facility Room Number

From Architectural Drawings

S255

-2534

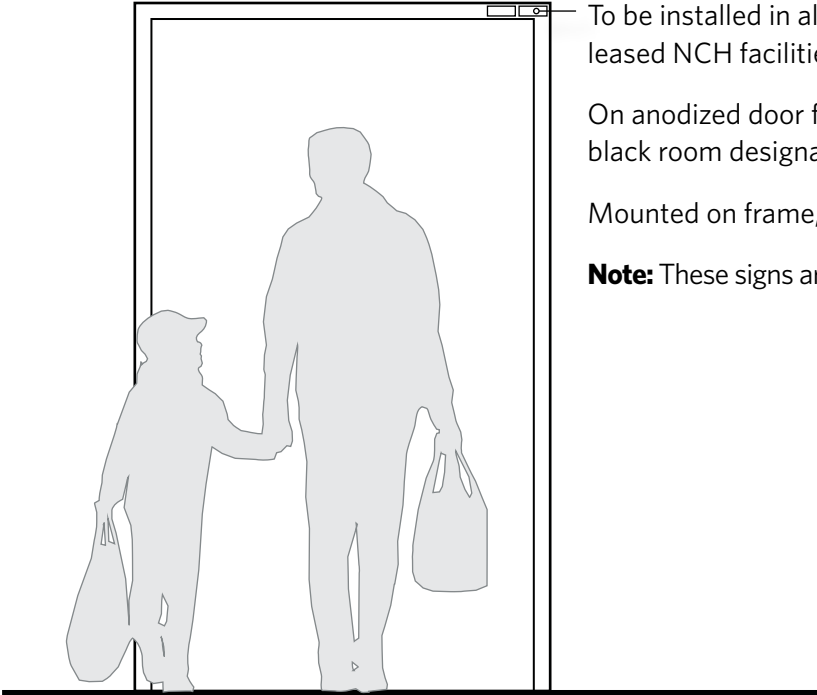
Font: Whitney Semi Bold  
1/2" cap height

Bldg.

Street Address Number

Facility Room Number

Offsite Example



To be installed in all on campus, off campus and  
leased NCH facilities

On anodized door frames use clear vinyl with  
black room designation

Mounted on frame, latch side

**Note:** These signs are part of the signage package

Oxygen Stored Here

F1.b

FIRE DOOR

F1.c For life safety style tags use Z11 red vinyl with white matte vinyl applied first  
surface.

EYE WASH

F1.d For eye wash style tags use white matte vinyl with black copy applied first surface.

PPE REQUIRED

F1.e For PPE Required style tags use white matte vinyl with Z8 green dot and black  
copy applied first surface.

PPE NOT REQUIRED

F1.f For PPE Not Required style tags use white matte vinyl with Z10 orange dot and  
black copy applied first surface

NCH Master  
Interior Sign Standards

Design Guidelines  
Drawing Package

Facilities  
Identification Tags

Door Identification Tag

Sign Style F1

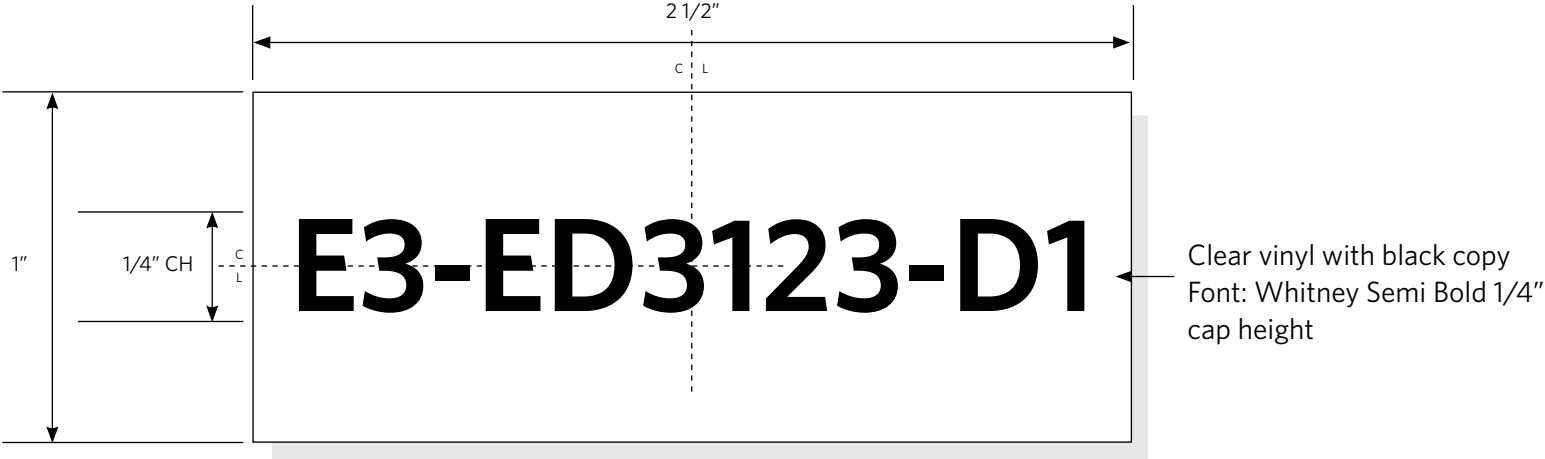
If you have questions  
please consult with  
NCH Interiors Team.

The purpose of these guidelines is to provide clarity  
and consistency with development of interior signage.  
The sign vendor awarded the contract by Nationwide  
Children's Hospital (NCH) and its approved sub-  
contractors, accepts total responsibility for final  
control drawings, engineering, materials selection,  
and sign fabrication and installation based on latest  
state and federal building codes for each specific  
location.

NCH assumes no responsibility for final engineering,  
materials not specified herein, sign fabrication  
and installation, or use of any non-compliant NCH  
signs or products developed without prior written  
consent from NCH. NCH hereby disclaims any and  
all expressed or implied warranties if these drawings  
are used for any purpose other than to provide design  
direction to NCH sign contractors and their  
sub-contractors.

The drawings within this document are for the  
exclusive use of NCH. Any other use of these  
drawings, in whole or in part, without the prior written  
consent of NCH is prohibited.





Sign Style F2

E3-ED3123-D1

Font: Whitney Semi Bold  
1/4" cap height

E3

ED3123

D1

Bldg. Floor

Identifier or Facility Room  
Number from Architecture  
Drawings

Row

Workstation  
The Row and Station  
designations are similar  
to theater seating

H4A-DO4028-D1

Font: Whitney Semi Bold  
1/4" cap height


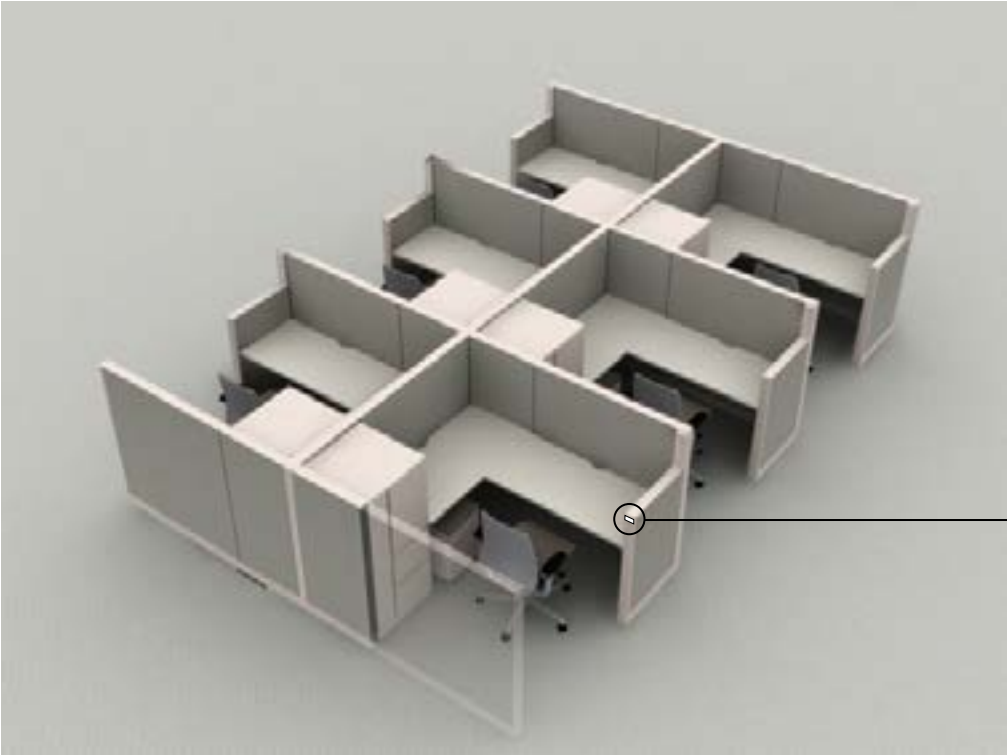
H4A

DO4028

D1

Bldg. Floor Zone

Identifier or Facility Room Number from  
Architecture Drawings



Locate tag on the top corner of the workspace work surface side panel as indicated, unless otherwise directed by the **NCH Interiors Team**.

**Note:** These signs are part of the signage package



**NCH Master  
Interior Sign Standards**

Design Guidelines  
Drawing Package

**Facilities  
Identification Tags**

**Workstation  
Identification Tag**

**Sign Style F2**

If you have questions  
please consult with  
NCH Interiors Team.

The purpose of these guidelines is to provide clarity and consistency with development of interior signage. The sign vendor awarded the contract by Nationwide Children's Hospital (NCH) and its approved sub-contractors, accepts total responsibility for final control drawings, engineering, materials selection, and sign fabrication and installation based on latest state and federal building codes for each specific location.

NCH assumes no responsibility for final engineering, materials not specified herein, sign fabrication and installation, or use of any non-compliant NCH signs or products developed without prior written consent from NCH. NCH hereby disclaims any and all expressed or implied warranties if these drawings are used for any purpose other than to provide design direction to NCH sign contractors and their sub-contractors.

The drawings within this document are for the exclusive use of NCH. Any other use of these drawings, in whole or in part, without the prior written consent of NCH is prohibited.

Revision Date: **2025 0401**

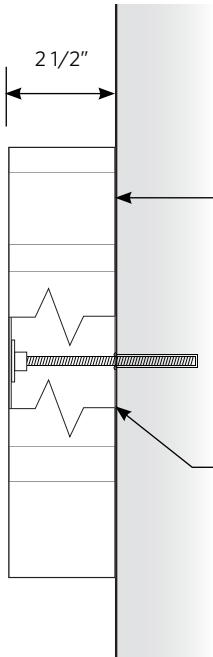
Page **37**

Drawing No: **F2.00**



Sign Style L1

To be used for major portal identification and to be used on high saturation environmental graphic



Side View

Font: Whitney Bold 10" cap height

2 1/2" fabricated aluminum reverse channel letters, painted Z1 white matte finish, all inner and outer corners to be crisp and smooth to match layout, no router tolerances accepted

No visible mounting hardware

Letters mount flush to wall with stud pads on the inside second surface of the letter faces, and all thread studs inserted into drilled holes in the wall, secure the studs with silicone adhesive

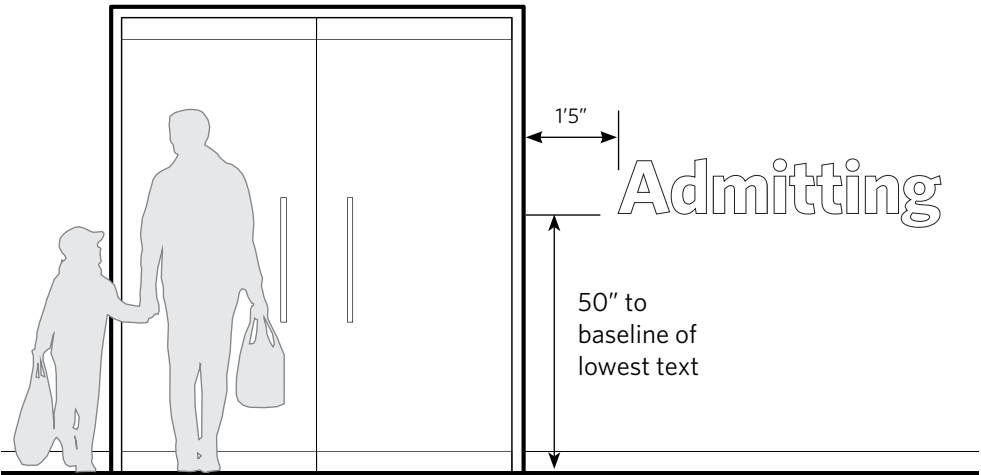
**Note:** Final placement to be determined by NCH Interiors Team

**Note:** Letter Form Dimensional letters to be designed and coordinated with graphics so that they do not overlap

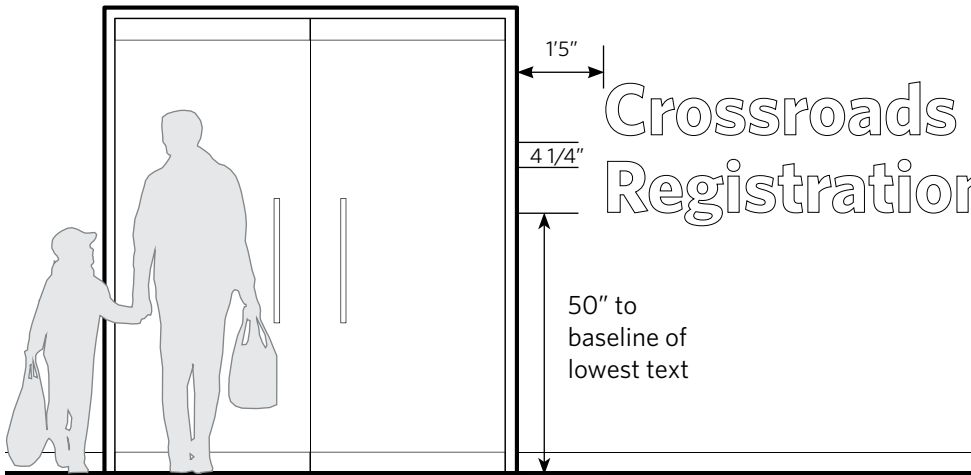
Copy always in Z1 White

The examples shown to the left are only for copy placement

Please refer to the **Nomenclature Terms Page X8** for official naming of rooms



L1.a



L1.b



NCH Master Interior Sign Standards

Design Guidelines Drawing Package

Letter Forms

Large (10") Wall Dimensional Letters (Metal)

Sign Style L1

If you have questions please consult with NCH Interiors Team.

The purpose of these guidelines is to provide clarity and consistency with development of interior signage. The sign vendor awarded the contract by Nationwide Children's Hospital (NCH) and its approved sub-contractors, accepts total responsibility for final control drawings, engineering, materials selection, and sign fabrication and installation based on latest state and federal building codes for each specific location.

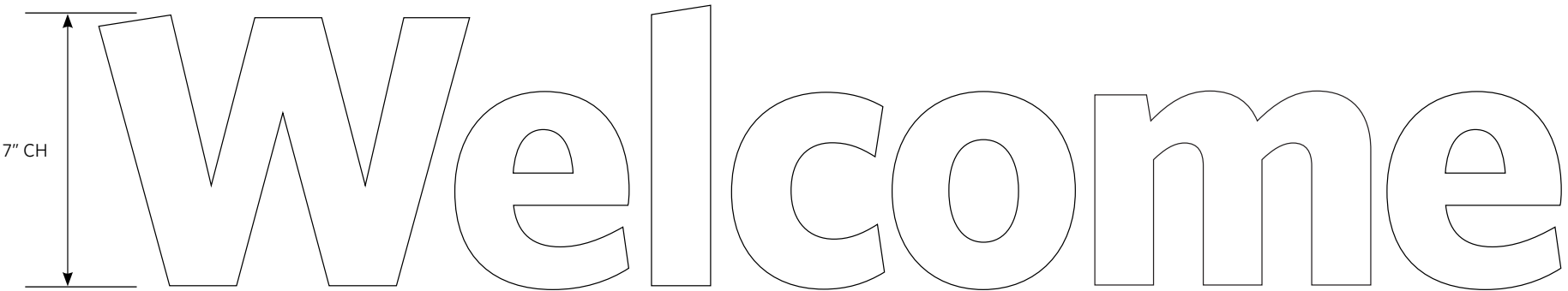
NCH assumes no responsibility for final engineering, materials not specified herein, sign fabrication and installation, or use of any non-compliant NCH signs or products developed without prior written consent from NCH. NCH hereby disclaims any and all expressed or implied warranties if these drawings are used for any purpose other than to provide design direction to NCH sign contractors and their sub-contractors.

The drawings within this document are for the exclusive use of NCH. Any other use of these drawings, in whole or in part, without the prior written consent of NCH is prohibited.

Revision Date: 2025 0401

Page 38

Drawing No: L1.00



Sign Style L2.a

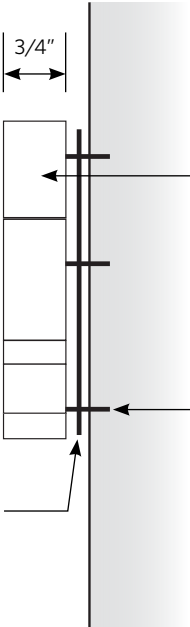
To be used on accent walls behind welcome desks and at a typical suite entrance

Also used for departmental entrance outside of suite

Verify with the **NCH Interiors Team** if a logo application occurs on Welcome desks

Copy is always in Z1 White

1/8" (CRITICAL)



Side View

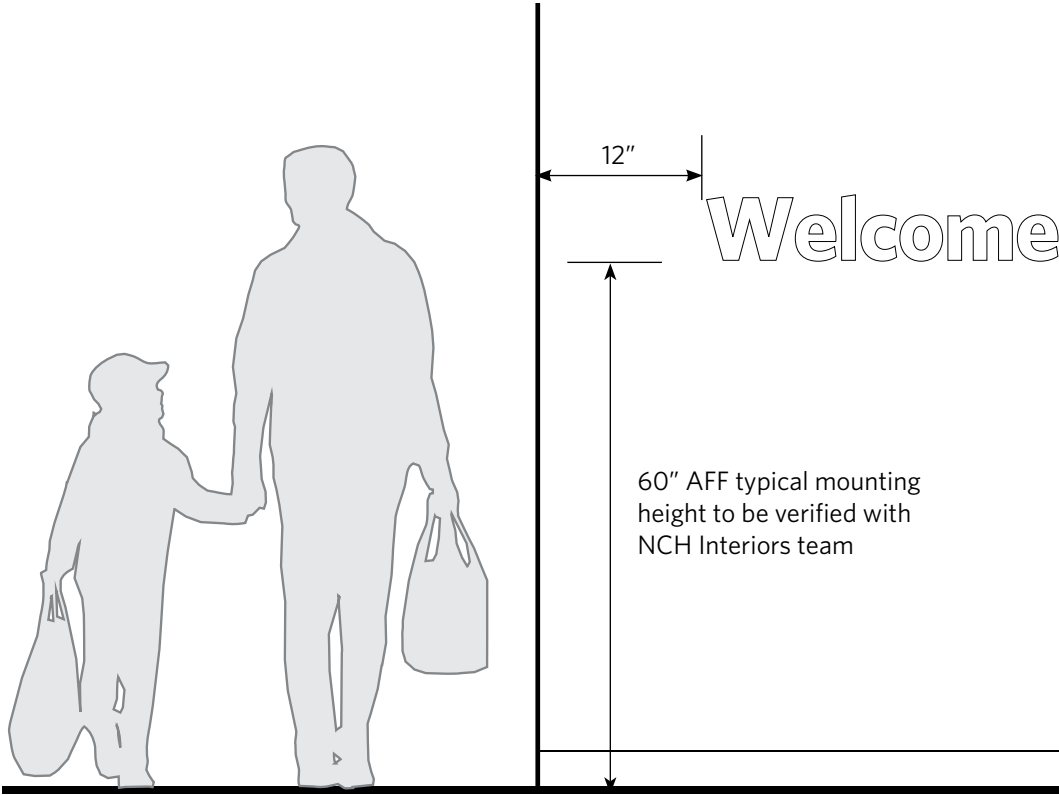
Font: Whitney Bold  
7" cap height

3/4" PVC letters  
with inner and outer  
corners crisp and  
smooth to match  
layout, no router  
tolerances accepted

No visible mounting  
hardware

Mount flush to  
wall with 3M VHB  
4959 120 Mil -  
1/8" (CRITICAL) or  
equivalent

Pin mounts and  
silicone as needed



Final placement to be determined by **NCH**

**Note:** Letter Forms Dimensional letters to be designed and coordinated with graphics so that they do not overlap

The example shown on this page are only for copy placement  
Please refer to the **Nomenclature Terms Page X8** for official naming of rooms

**NCH Master  
Interior Sign Standards**

Design Guidelines  
Drawing Package

**Letter Forms**

**Medium (7") Wall  
Dimensional Letters  
(PVC)**

**Sign Style L2.a**

If you have questions  
please consult with  
NCH Interiors Team.

The purpose of these guidelines is to provide clarity and consistency with development of interior signage. The sign vendor awarded the contract by Nationwide Children's Hospital (NCH) and its approved sub-contractors, accepts total responsibility for final control drawings, engineering, materials selection, and sign fabrication and installation based on latest state and federal building codes for each specific location.

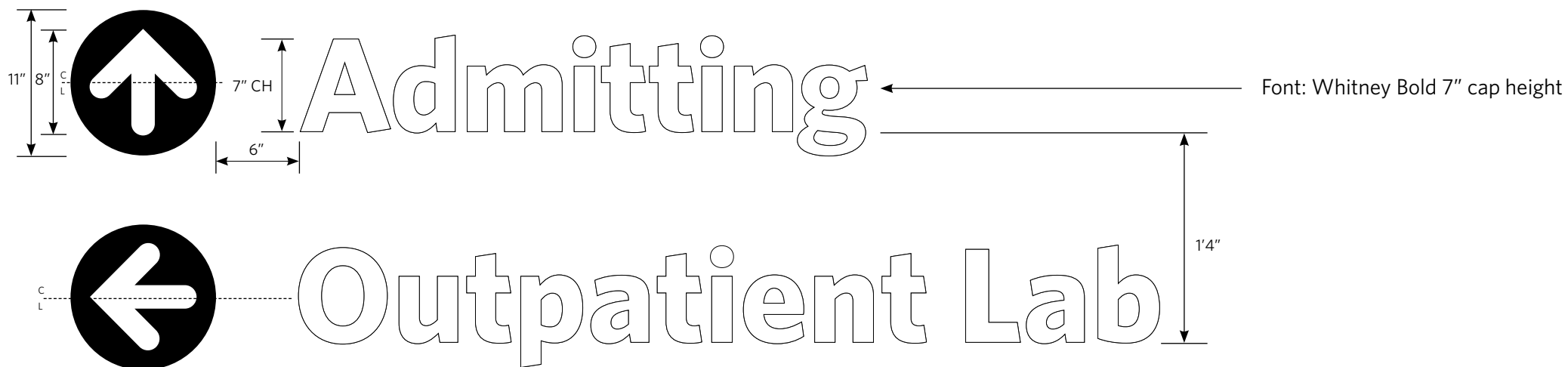
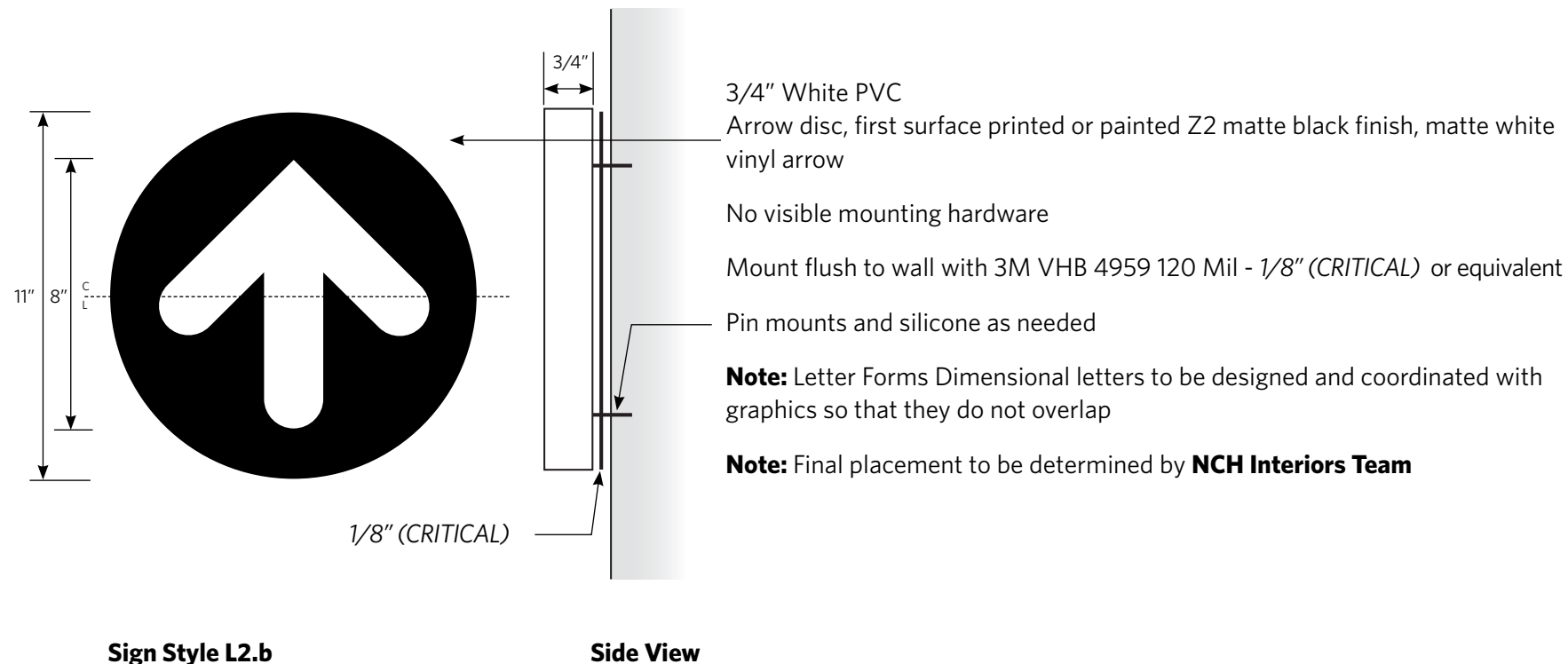
NCH assumes no responsibility for final engineering, materials not specified herein, sign fabrication and installation, or use of any non-compliant NCH signs or products developed without prior written consent from NCH. NCH hereby disclaims any and all expressed or implied warranties if these drawings are used for any purpose other than to provide design direction to NCH sign contractors and their sub-contractors.

The drawings within this document are for the exclusive use of NCH. Any other use of these drawings, in whole or in part, without the prior written consent of NCH is prohibited.

Revision Date: **2025 0401**

**Page 39**

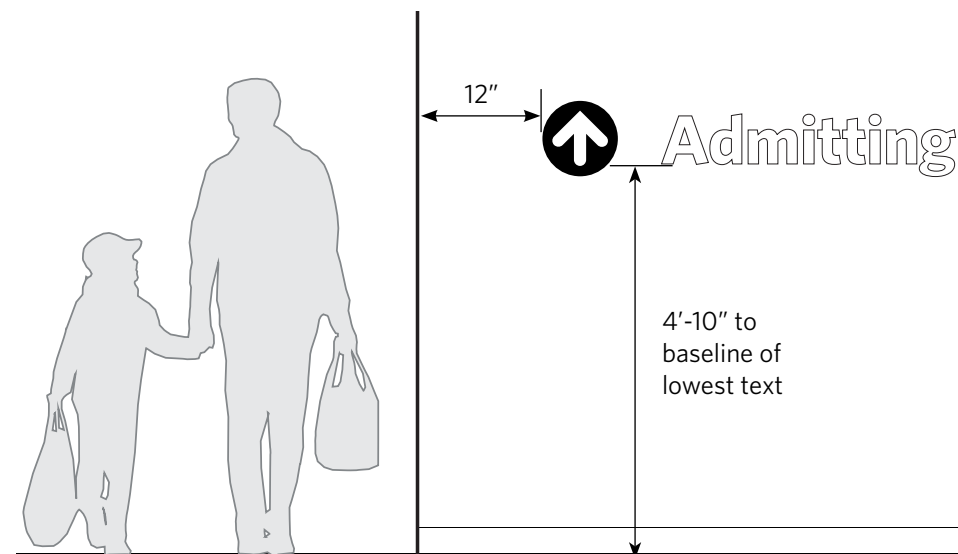
Drawing No: **L2.a0**



**L2.b** (Two destination shown for spacing - up to two destinations max)

To be used for supplemental wayfinding when path maps need added clarification.  
No more than four destinations maximum

**Note:** On color saturated walls use Z1 white faces, use Z2 black faces for white walls, arrow disc face is always Z2 black matte finish, matte white vinyl arrow



## NCH Master Interior Sign Standards

## Design Guidelines Drawing Package

## Letter Forms

**Medium (7") Wall  
Dimensional Letters  
with Directional Arrow  
(PVC)**

### Sign Style L2.b

If you have questions  
please consult with  
NCH Interiors Team.

The purpose of these design intent provide clarity and consistency to both the developer and the investigator. The design intent of the awarded package is The Nation-wide Codebook adopted by the National Building Approval Sub-Committee's (NSC) as a basis for applying the final subcommittee drawings, engineering, responses to selection, and final drawings and engineering based on the latest state and federal building codes and local building codes for the latest state and federal building codes for this specific location.

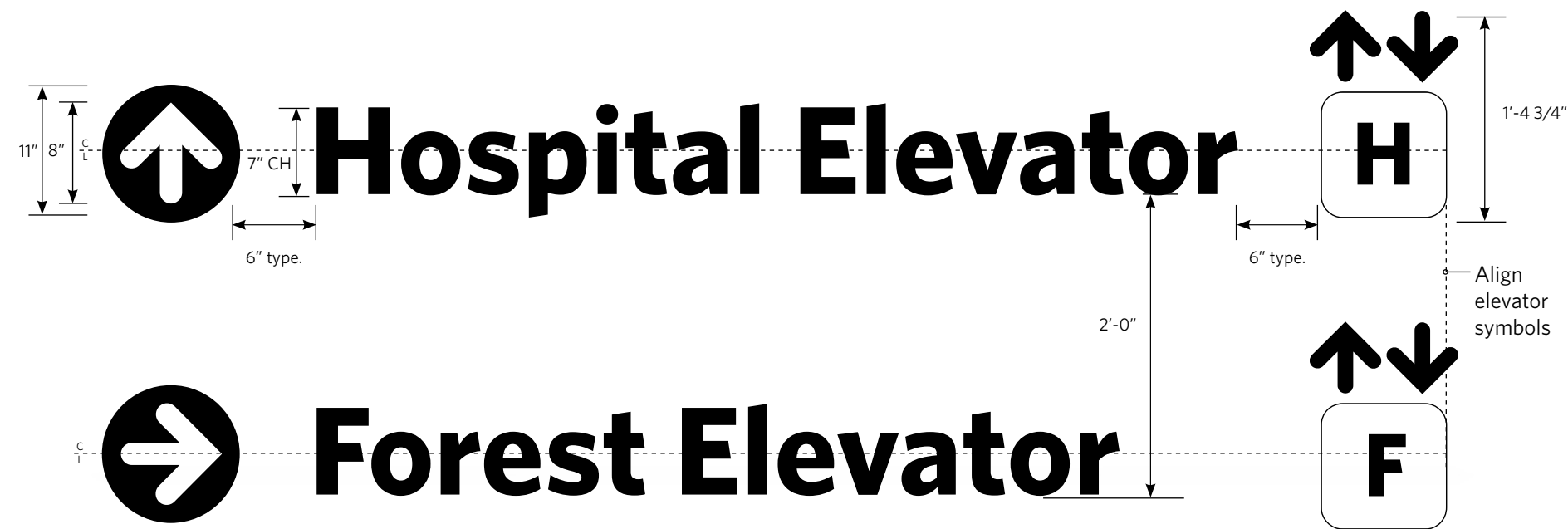
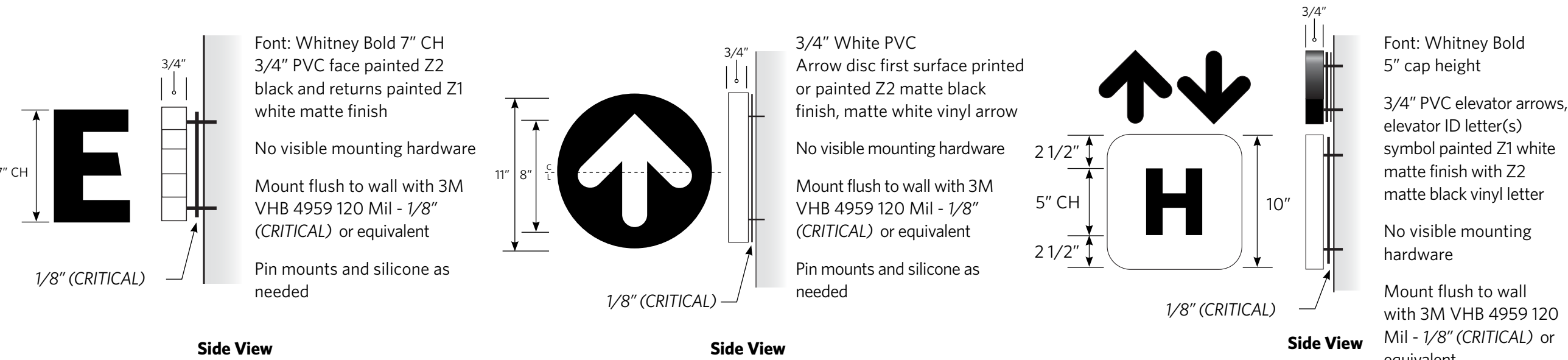
NCH assumes no responsibility for final engineering, manufacturing or construction of the project. NCH shall assume no responsibility for fatalization or engineering malpractice or materials used or equipment or design. NCH signs drawings prepared and sealed with our stamp and given consent to plan NCH's drawings by digital seal and all other parties who signed and sealed the drawings are responsible for the design. We do not intend to sign drawings created and sent by our employees or others to provide visual design intent only to NCH sign contractors and their sub-drawings within this document are for the exclusive use of NCH. Any other use of these drawings without our written consent is prohibited. NCH's approval of these drawings, in whole or in part, without the prior written consent of NCH is prohibited.

Revision Date: **2025 0401**

Page 40

Drawing No: **L2.b0**





**Sign Style L2.c** (Two destinations shown for spacing - up to three destinations max)

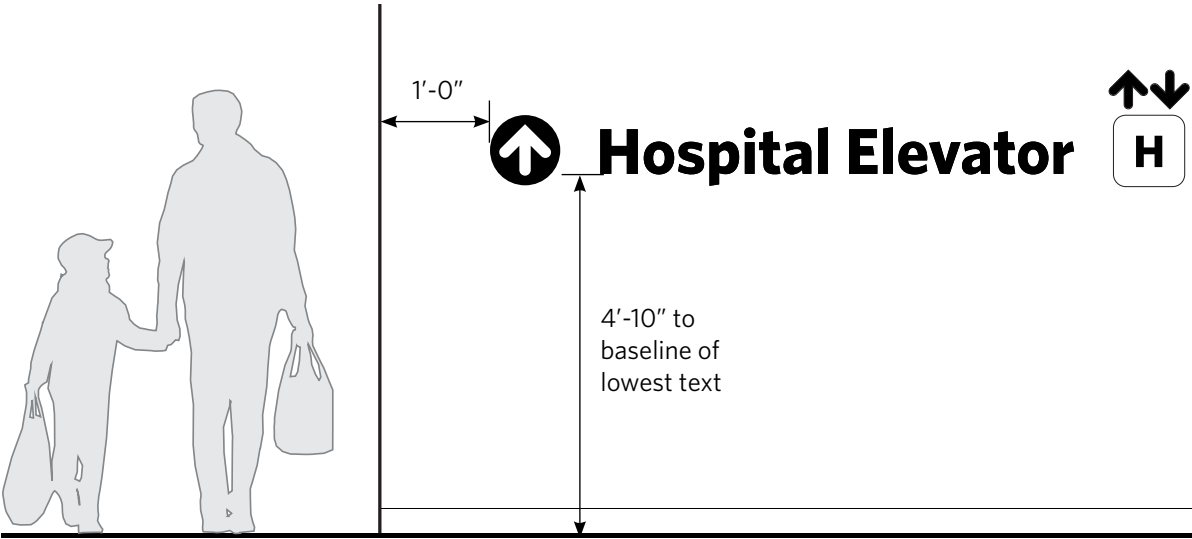
To be used for supplemental wayfinding when path maps need added clarification

**Note:** On color saturated walls use white faces. Use black faces for white walls  
Arrow disc face is always Z2 black matte finish, matte white vinyl arrow

Final placement to be determined by **NCH Interiors Team**

**Note:** Letter Forms Dimensional letters to be designed and coordinated with graphics so that they do not overlap

The example shown on this page are only for copy placement, please refer to the **Nomenclature Terms Page X8** for official naming of rooms



**NCH Master  
Interior Sign Standards**

Design Guidelines  
Drawing Package

Letter Forms

**Medium (7") Wall  
Dimensional Letters  
with Directional Arrow  
and Elevator Icon  
(PVC)**

**Sign Style L2.c**

If you have questions  
please consult with  
NCH Interiors Team.

The purpose of these guidelines is to provide clarity and consistency with development of interior signage. The sign vendor awarded the contract by Nationwide Children's Hospital (NCH) and its approved sub-contractors, accepts total responsibility for final control drawings, engineering, materials selection, and sign fabrication and installation based on latest state and federal building codes for each specific location.

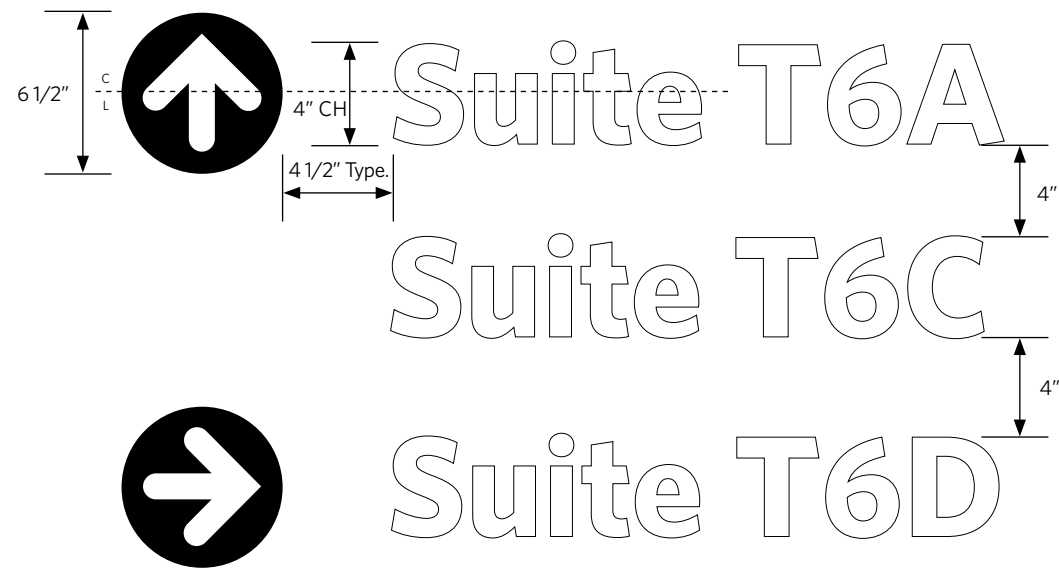
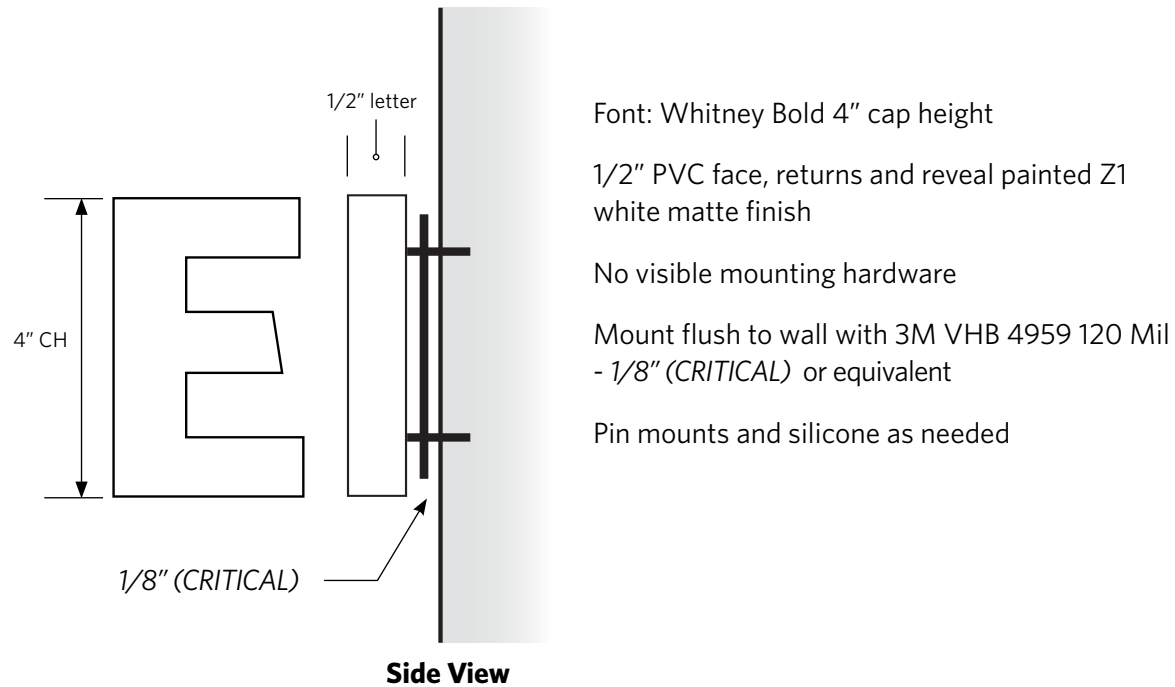
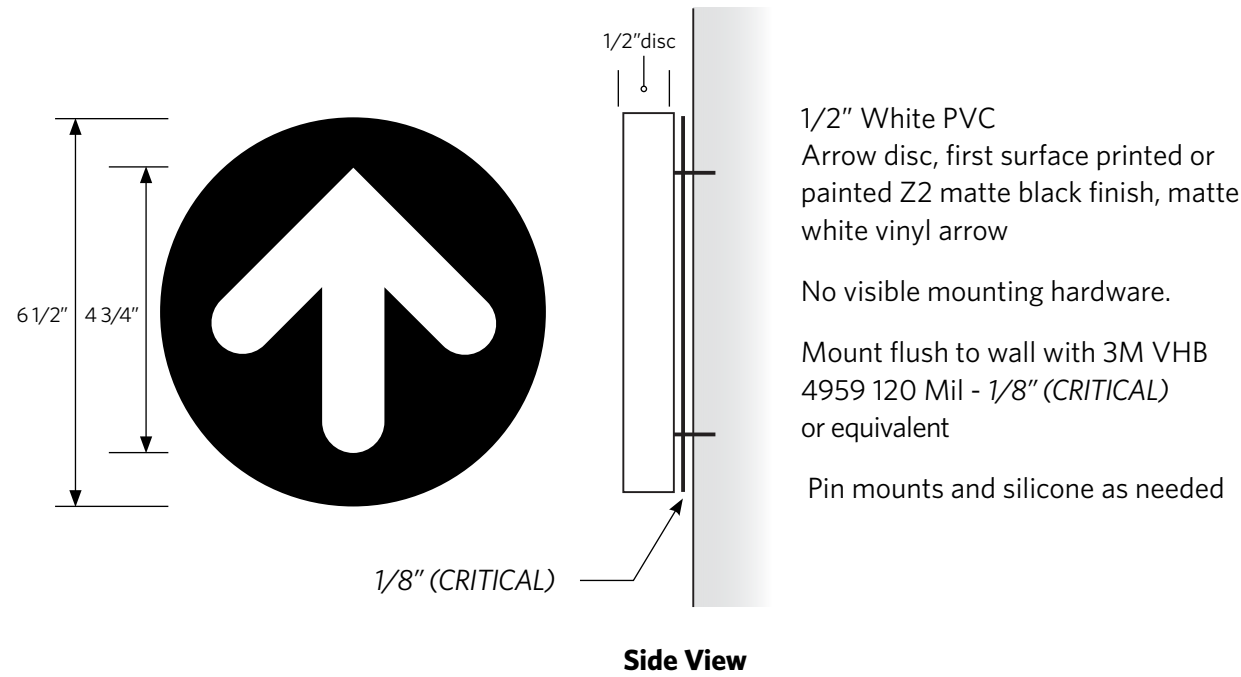
NCH assumes no responsibility for final engineering, materials not specified herein, sign fabrication and installation, or use of any non-compliant NCH signs or products developed without prior written consent from NCH. NCH hereby disclaims any and all expressed or implied warranties if these drawings are used for any purpose other than to provide design direction to NCH sign contractors and their sub-contractors.

The drawings within this document are for the exclusive use of NCH. Any other use of these drawings, in whole or in part, without the prior written consent of NCH is prohibited.

Revision Date: **2025 0401**

Page **41**

Drawing No: **L2.c0**



1/2" total depth PVC letters and arrow disc with inner and outer corners crisp and smooth to match layout, no router tolerances accepted

### Sign Style L3.a (Three destinations shown for spacing - up to four destinations max)

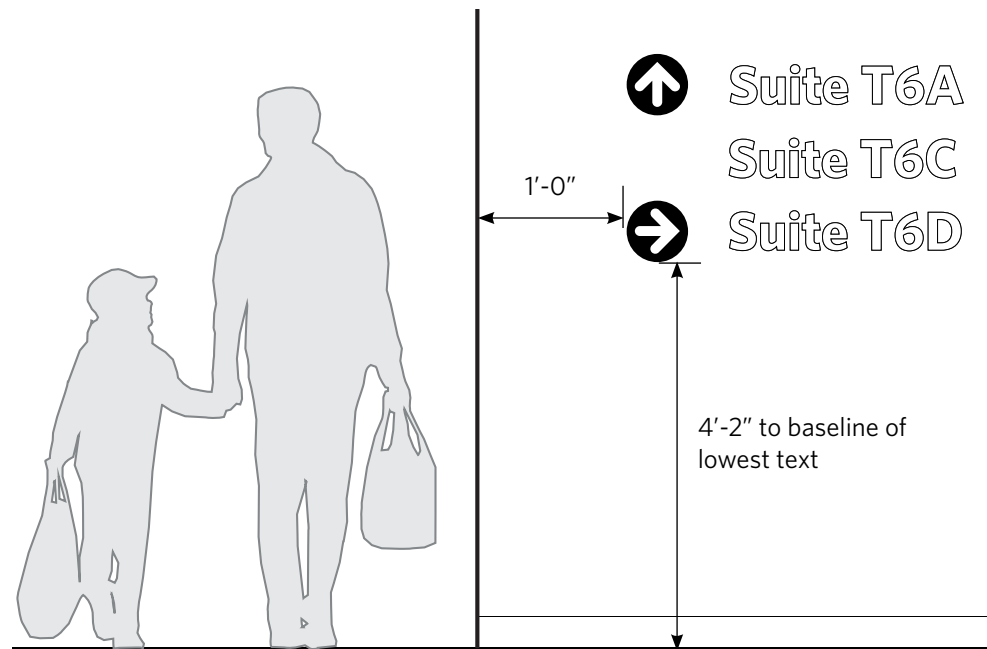
To be used for supplemental wayfinding when path maps need added clarification

**Note:** On color saturated walls use white faces. Use black faces for white walls  
Arrow disc face is always Z2 black matte finish, matte white vinyl arrow

Final placement to be determined by **NCH Interiors Team**

**Note:** Letter Forms Dimensional letters to be designed and coordinated with graphics so that they do not overlap

The example shown on this page are only for copy placement, please refer to the **Nomenclature Terms Page X8** for official naming of rooms



### NCH Master Interior Sign Standards

Design Guidelines  
Drawing Package

Letter Forms

### Small (4") Wall Dimensional Letters with Directional Arrow (PVC)

#### Sign Style L3.a

If you have questions please consult with NCH Interiors Team.

The purpose of these guidelines is to provide clarity and consistency with development of interior signage. The sign vendor awarded the contract by Nationwide Children's Hospital (NCH) and its approved sub-contractors, accepts total responsibility for final control drawings, engineering, materials selection, and sign fabrication and installation based on latest state and federal building codes for each specific location.

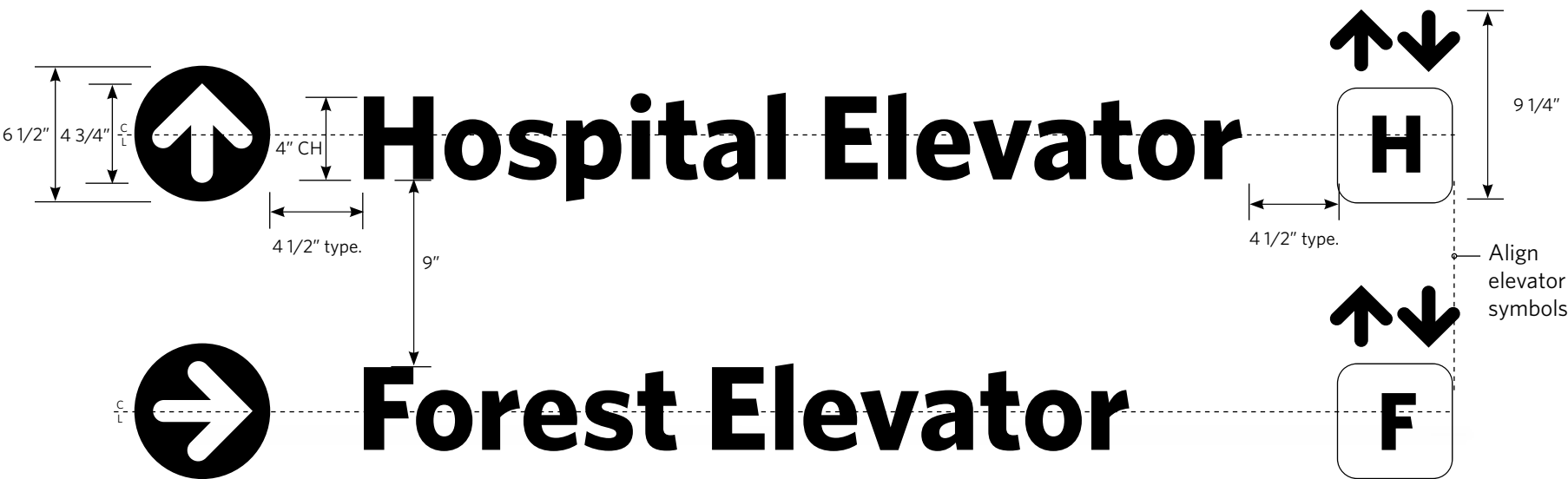
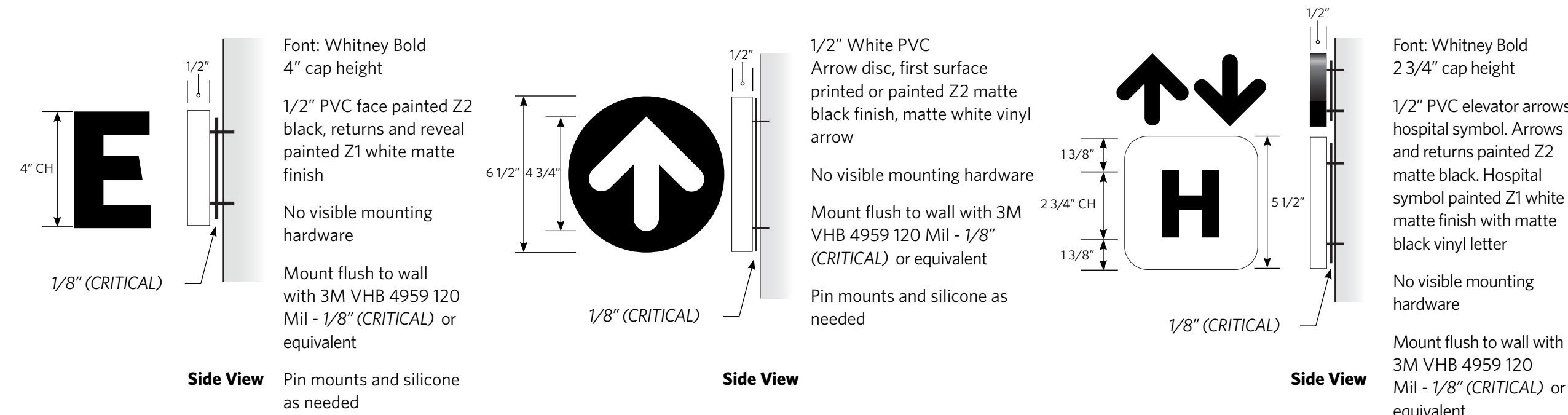
NCH assumes no responsibility for final engineering, materials not specified herein, sign fabrication and installation, or use of any non-compliant NCH signs or products developed without prior written consent from NCH. NCH hereby disclaims any and all expressed or implied warranties if these drawings are used for any purpose other than to provide design direction to NCH sign contractors and their sub-contractors.

The drawings within this document are for the exclusive use of NCH. Any other use of these drawings, in whole or in part, without the prior written consent of NCH is prohibited.

Revision Date: **2025 0401**

Page **42**

Drawing No: **L3.a0**



1/2" total depth PVC letters, elevator symbol and arrow disc with inner and outer corners crisp and smooth to match layout, no router tolerances accepted

Sign Style L3.b (Two destinations shown for spacing)

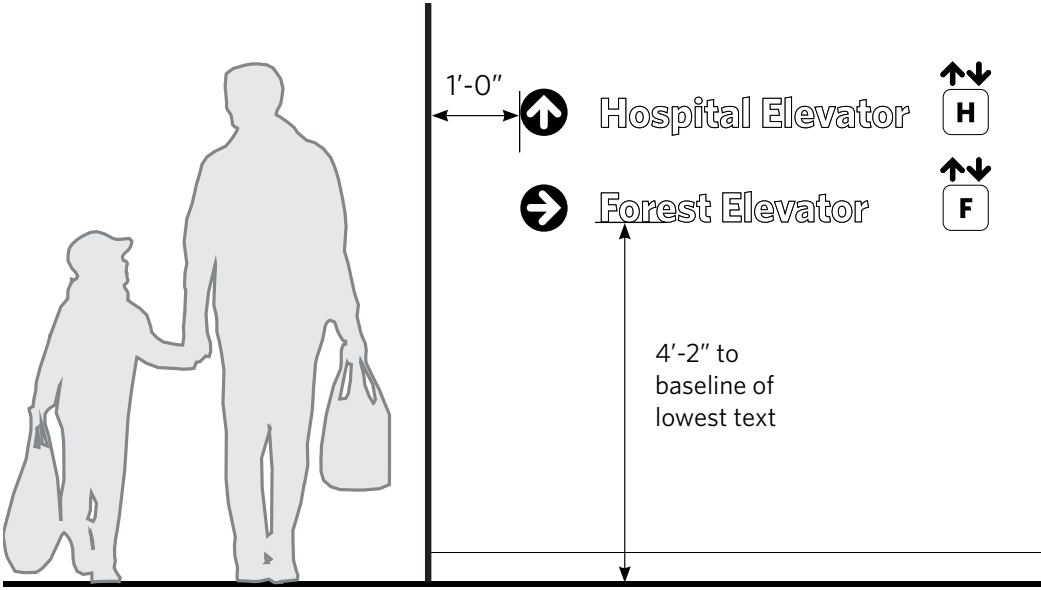
To be used for supplemental wayfinding when path maps need added clarification

**Note:** On color saturated walls use white faces. Use black faces for white walls  
Arrow disc face is always Z2 black matte finish, matte white vinyl arrow

Final placement to be determined by **NCH Interiors Team**

**Note:** Letter Forms Dimensional letters to be designed and coordinated with graphics so that they do not overlap

The example shown on this page are only for copy placement, please refer to the **Nomenclature Terms Page X8** for official naming of rooms



**NCH Master  
Interior Sign Standards**

Design Guidelines  
Drawing Package

Letter Forms

**Small (4") Wall  
Dimensional Letters  
with Directional Arrow  
and Elevator Icon  
(PVC)**

**Sign Style L3.b**

If you have questions  
please consult with  
NCH Interiors Team.

The purpose of these guidelines is to provide clarity and consistency with development of interior signage. The sign vendor awarded the contract by Nationwide Children's Hospital (NCH) and its approved sub-contractors, accepts total responsibility for final control drawings, engineering, materials selection, and sign fabrication and installation based on latest state and federal building codes for each specific location.

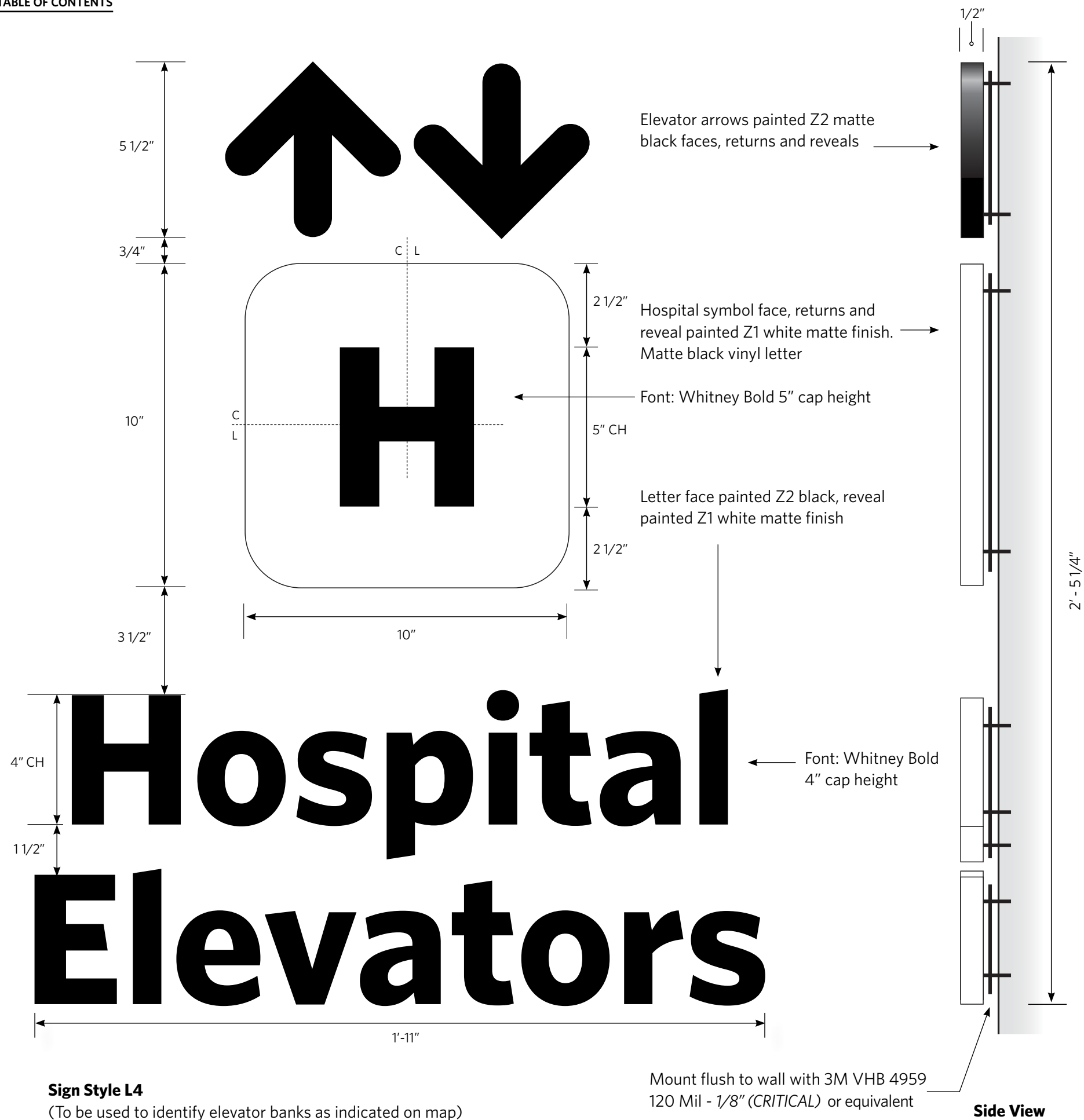
NCH assumes no responsibility for final engineering, materials not specified herein, sign fabrication and installation, or use of any non-compliant NCH signs or products developed without prior written consent from NCH. NCH hereby disclaims any and all expressed or implied warranties if these drawings are used for any purpose other than to provide design direction to NCH sign contractors and their sub-contractors.

The drawings within this document are for the exclusive use of NCH. Any other use of these drawings, in whole or in part, without the prior written consent of NCH is prohibited.

Revision Date: **2025 0401**

Page **43**

Drawing No: **L3.b0**



White Wall Option

1/2" total depth PVC letters and elevator symbol with inner and outer corners crisp and smooth to match layout, no router tolerances accepted, letters and symbols 1/2" with 1/4" reveal

No visible mounting hardware

Mount flush to wall with 3M VHB 4959 120 Mil - 1/8" (CRITICAL) or equivalent

Silicone as needed

Verify location with **NCH Interiors Team** for final placement. Mounting height varies by location and placement

Letter Forms Dimensional letters to be designed and coordinated with graphics so that they do not overlap

**Note:** On color saturated walls use Z1 white faces, use Z2 black faces for white walls

The example shown on this page are only for copy placement. Please refer to the **Nomenclature Terms Page X8** for official naming of rooms

**NCH Master  
Interior Sign Standards**

Design Guidelines  
Drawing Package

**Letter Forms**

**Small (4") Wall  
Dimensional Letters  
with Elevator  
Icon Stacked  
(PVC)**

**Sign Style L4**

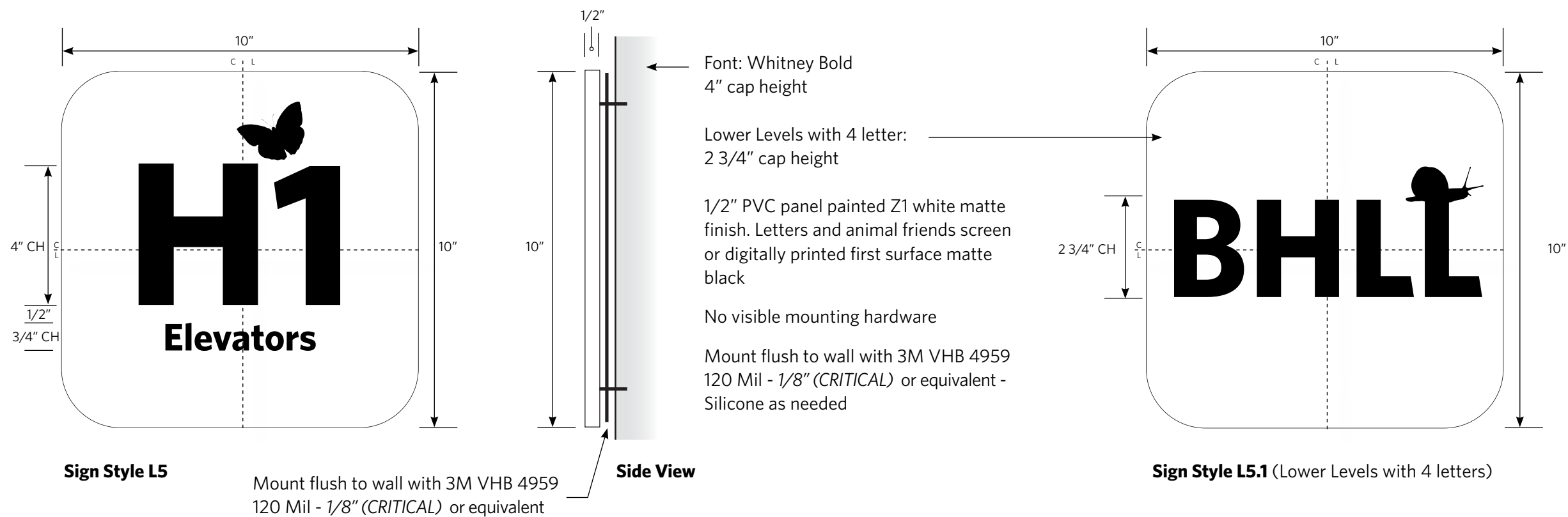
If you have questions  
please consult with  
NCH Interiors Team.

The purpose of these guidelines is to provide clarity and consistency with development of interior signage. The sign vendor awarded the contract by Nationwide Children's Hospital (NCH) and its approved sub-contractors, accepts total responsibility for final control drawings, engineering, materials selection, and sign fabrication and installation based on latest state and federal building codes for each specific location.

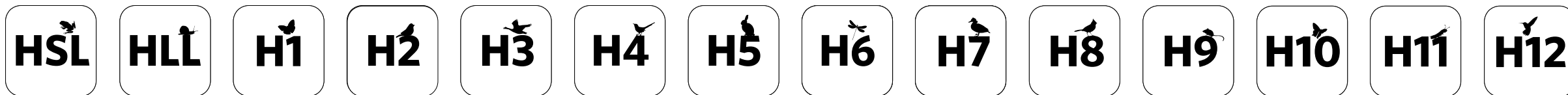
NCH assumes no responsibility for final engineering, materials not specified herein, sign fabrication and installation, or use of any non-compliant NCH signs or products developed without prior written consent from NCH. NCH hereby disclaims any and all expressed or implied warranties if these drawings are used for any purpose other than to provide design direction to NCH sign contractors and their sub-contractors.

The drawings within this document are for the exclusive use of NCH. Any other use of these drawings, in whole or in part, without the prior written consent of NCH is prohibited.





Sample Elevator Floor Levels



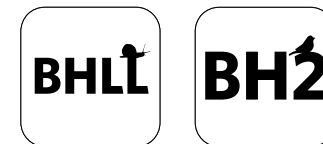
Livingston Ambulatory Center



Livingston Orthopedic and Surgery Center



Behavioral Health



Final placement to be located above elevator call buttons. These panels reference wayfinding nomenclature not facilities. If you have questions please contact the **NCH Interiors Team**

The example shown on this page are only for copy placement. Please refer to the **Nomenclature Terms Page X8** for official naming of rooms

**Note:** These animal friends are specific for each floor. Where they are and what they are is standardized in our system. Example: 6th floor should always be dragonfly placed to the left of the number at an angle.

Due to the evolution of wayfinding as campus expands, all letters on sample art should be checked before adding or changing existing signage. Onstage and Offstage use will dictate the building letter reference.



**NCH Master  
Interior Sign Standards**

Design Guidelines  
Drawing Package

Letter Forms

**Offstage Elevator ID  
with Small Animal Friends  
(PVC)**

**Sign Style L5**

If you have questions  
please consult with  
NCH Interiors Team.

The purpose of these guidelines is to provide clarity and consistency with development of interior signage. The sign vendor awarded the contract by Nationwide Children's Hospital (NCH) and its approved sub-contractors, accepts total responsibility for final control drawings, engineering, materials selection, and sign fabrication and installation based on latest state and federal building codes for each specific location.

NCH assumes no responsibility for final engineering, materials not specified herein, sign fabrication and installation, or use of any non-compliant NCH signs or products developed without prior written consent from NCH. NCH hereby disclaims any and all expressed or implied warranties if these drawings are used for any purpose other than to provide design direction to NCH sign contractors and their sub-contractors.

The drawings within this document are for the exclusive use of NCH. Any other use of these drawings, in whole or in part, without the prior written consent of NCH is prohibited.


Revision Date: **2025 0401**

Page **45**

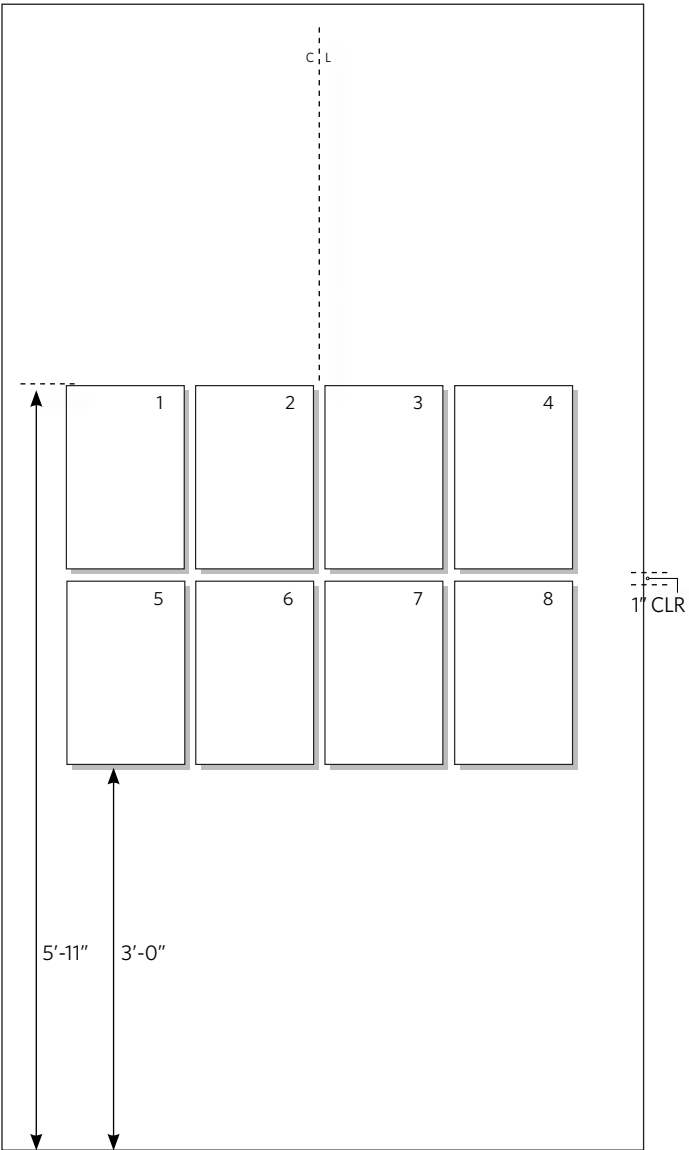
Drawing No: **L5.00**



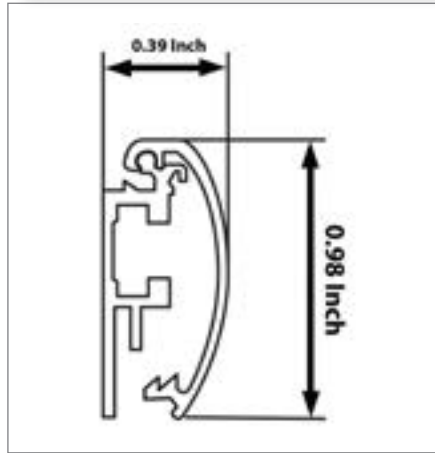
**Sign Style P.a**  
**SnapFramesDirect.com**  
Silver  
SNAP-11-17-S-25MM  
8.5" x 11" insert



**Sign Style P.b**  
**SnapFramesDirect.com**  
Silver  
SNAP-11-17-S-25MM  
11" x 17" insert



**Sign Style P** Layout Alternative A (stacked)  
Final layout of Snap Frames to be determined by **NCH Interiors team**



Please confirm with the **NCH Interiors Team** which Patient Rights signs are required

Post these in a visible area near an entrance, ideally in a vestibule

Mount flush to wall with 3M VHB 4959 120 Mil - 1/8" (*CRITICAL*) or equivalent

Final locations to be confirmed by **NCH Interiors Team**

Shown are two options/configurations depending upon wall space provided, please confirm with the **NCH Interiors Team** on regulatory signage needed

Please note that Snap Frames are available in other sizes for approved messages

**Note: NCH Interiors Team** can confirm what signs need to be displayed



**NCH Master  
Interior Sign Standards**

Design Guidelines  
Drawing Package

**Regulatory Snap  
Frame Signs**

**Snap Frames**

**Sign Style P**

If you have questions  
please consult with  
NCH Interiors Team.

The purpose of these guidelines is to provide clarity and consistency with development of interior signage. The sign vendor awarded the contract by Nationwide Children's Hospital (NCH) and its approved sub-contractors, accepts total responsibility for final control drawings, engineering, materials selection, and sign fabrication and installation based on latest state and federal building codes for each specific location.

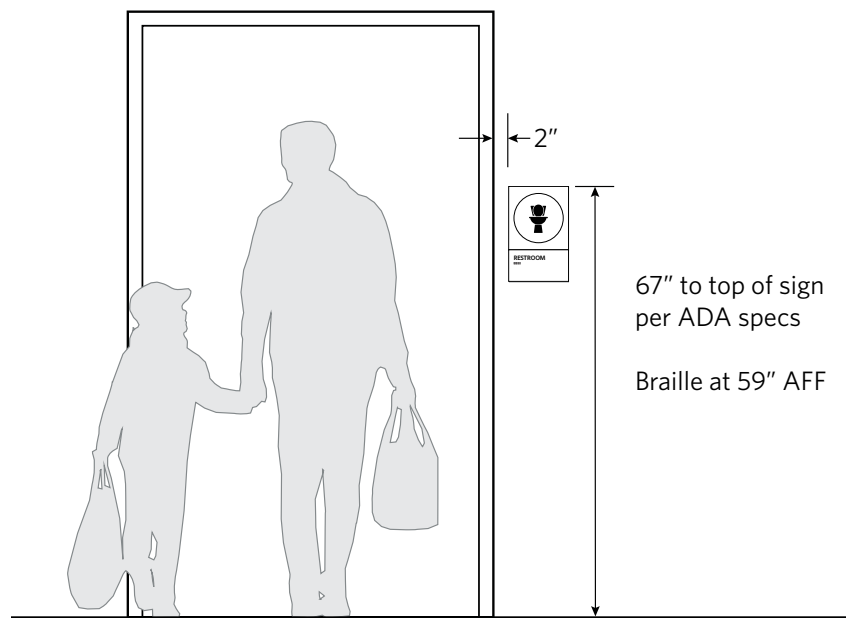
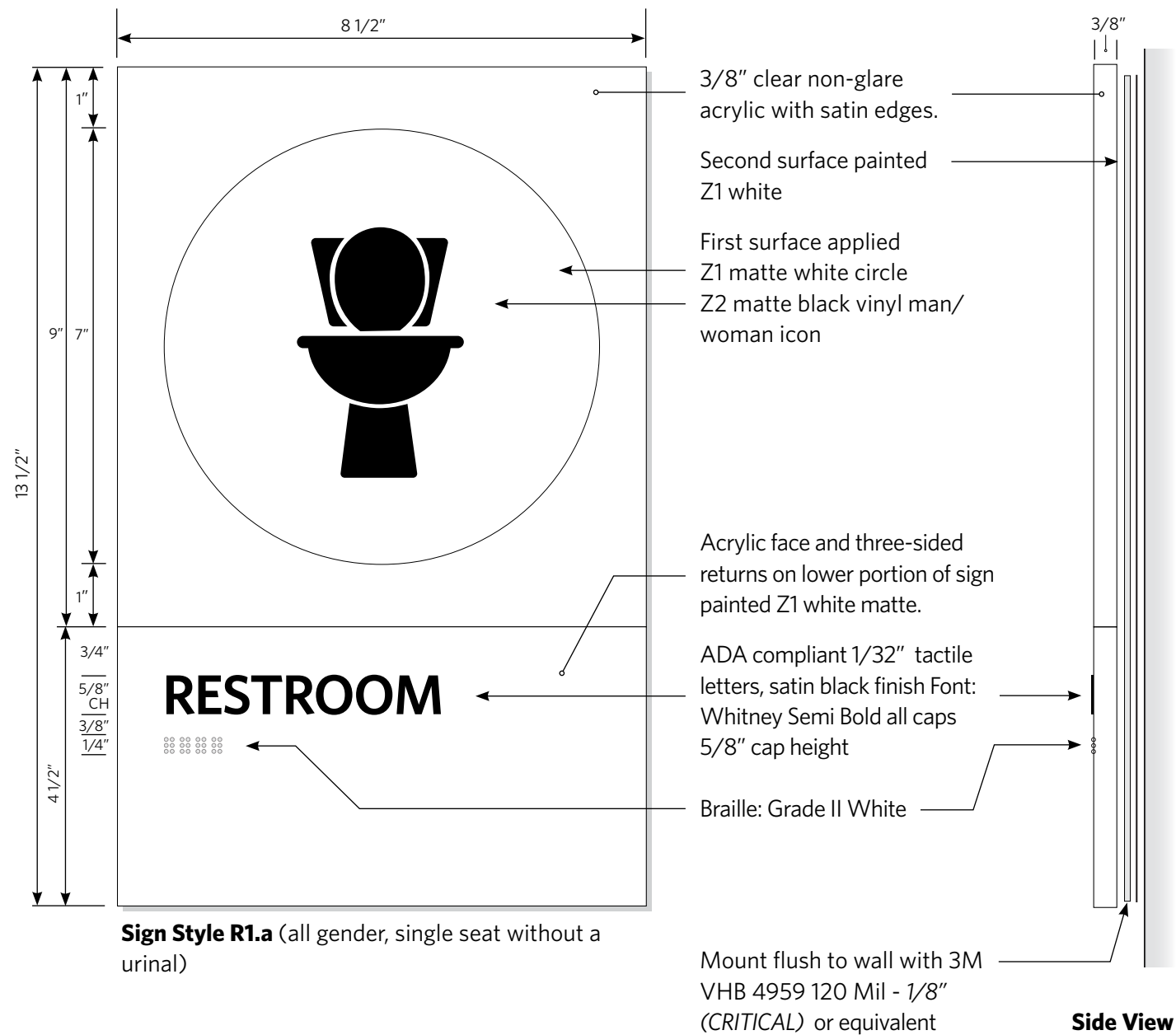
NCH assumes no responsibility for final engineering, materials not specified herein, sign fabrication and installation, or use of any non-compliant NCH signs or products developed without prior written consent from NCH. NCH hereby disclaims any and all expressed or implied warranties if these drawings are used for any purpose other than to provide design direction to NCH sign contractors and their sub-contractors.

The drawings within this document are for the exclusive use of NCH. Any other use of these drawings, in whole or in part, without the prior written consent of NCH is prohibited.

Revision Date: **2025 0401**

**Page 46**

Drawing No: **P.00**




**R1.b** (women's, multi-stall)



**R1.c** (men's, multi-stall)



**R1.d** (family, includes small toilet)



**R1.e** (family restroom with universal changing station, copy is 3/8" cap height all caps)

**Note:** Icon bubble can be single stall at door openings, or a multi stall at the hallway opening

Do not use the all-gender icon for multi-stall restrooms

Sign nomenclature and icon usage to be approved by **NCH Interiors Team** prior to installation



## NCH Master Interior Sign Standards

Design Guidelines  
Drawing Package

### Restroom Signs

#### Restroom Wall Sign

#### Sign Style R1

If you have questions please consult with NCH Interiors Team.

The purpose of these guidelines is to provide clarity and consistency with development of interior signage. The sign vendor awarded the contract by Nationwide Children's Hospital (NCH) and its approved sub-contractors, accepts total responsibility for final control drawings, engineering, materials selection, and sign fabrication and installation based on latest state and federal building codes for each specific location.

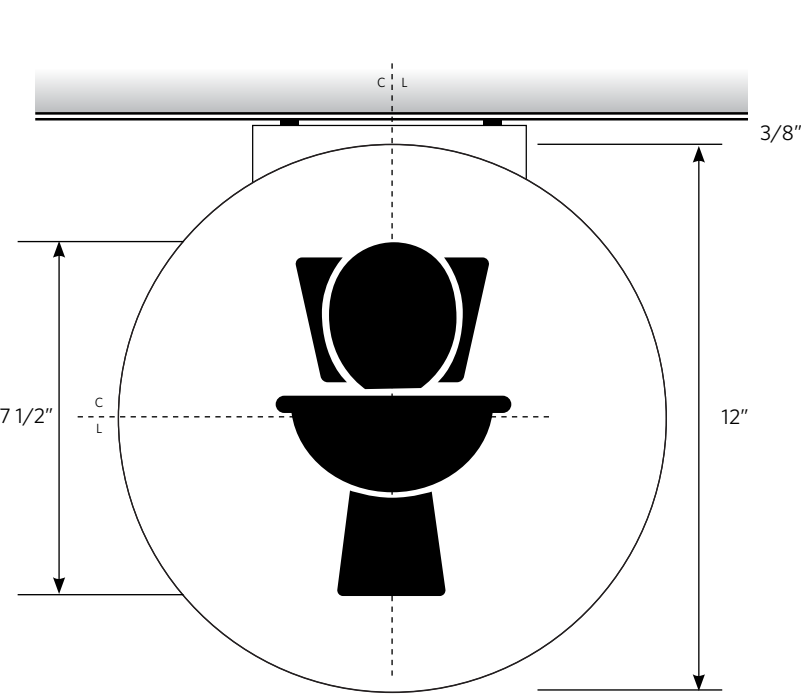
NCH assumes no responsibility for final engineering, materials not specified herein, sign fabrication and installation, or use of any non-compliant NCH signs or products developed without prior written consent from NCH. NCH hereby disclaims any and all expressed or implied warranties if these drawings are used for any purpose other than to provide design direction to NCH sign contractors and their sub-contractors.

The drawings within this document are for the exclusive use of NCH. Any other use of these drawings, in whole or in part, without the prior written consent of NCH is prohibited.

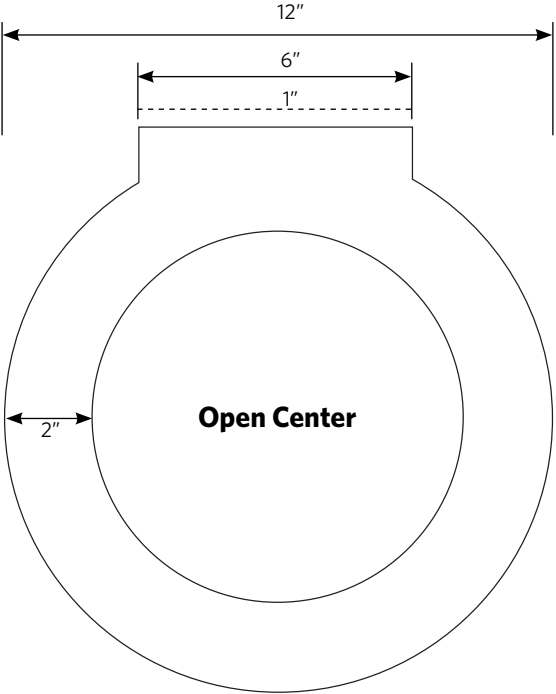
Revision Date: **2025 0401**

Page **47**

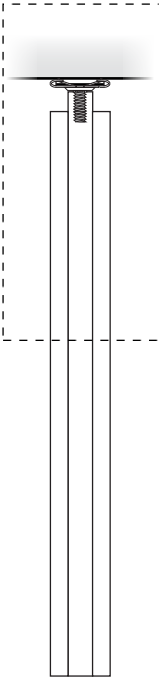
Drawing No: **R1.00**



Sign Style R2.a (all gender)



Sign Core



Side View

**Preferred Rigid Hanging Method E3.a**

1 set - MTM SXI Ceiling Track Hangers - 1/4-20 x 1/2" Stud  
[www.hangups.com/](http://www.hangups.com/)  
[TBarEyeHooks.com](http://TBarEyeHooks.com)

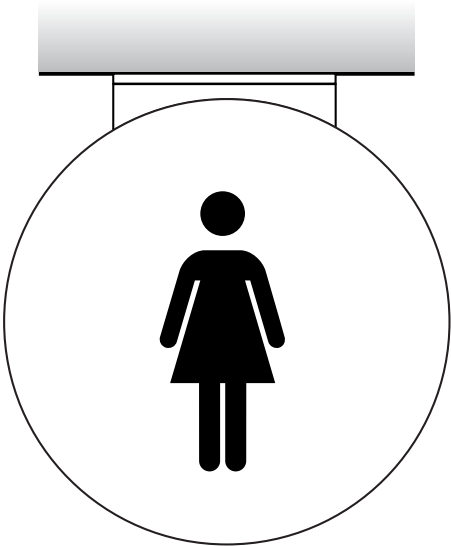
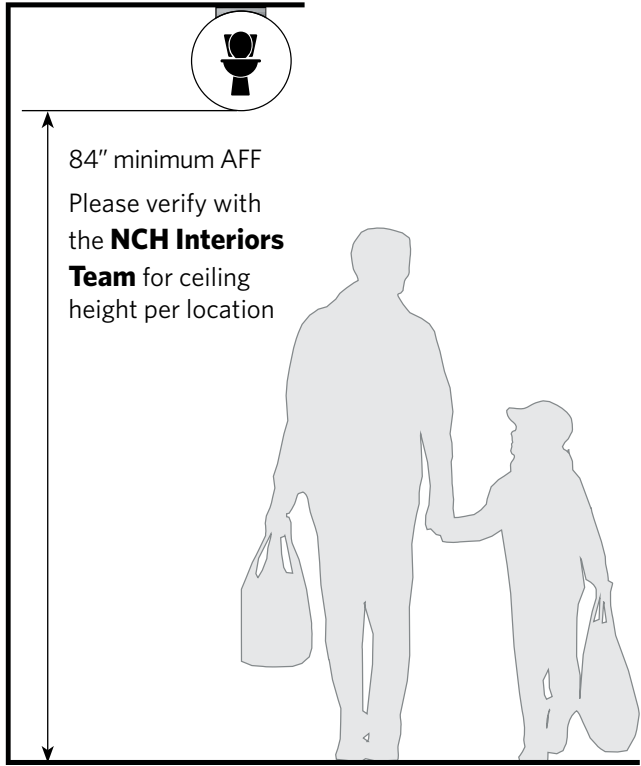
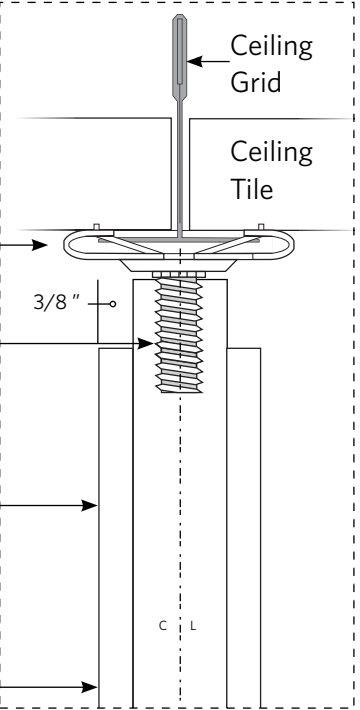
2 - 1/4-20 holes tapped into sign core, secure with thread locking adhesive

1/2" thick Type 1 PVC, all faces and edges painted Z16

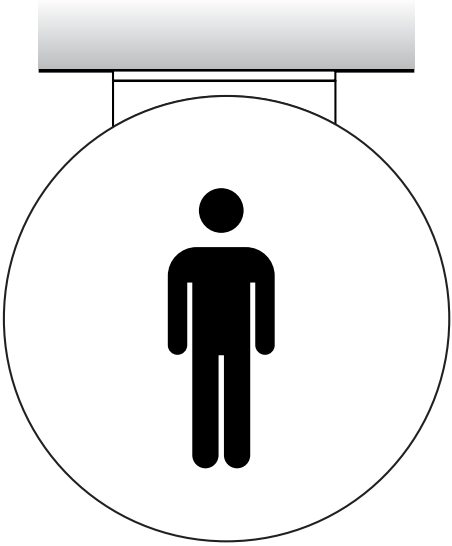
12" x 3/8" clear acrylic, unpolished, clean cut edges, paint face and edges Z1

Attached to sign core with 3M adhesive

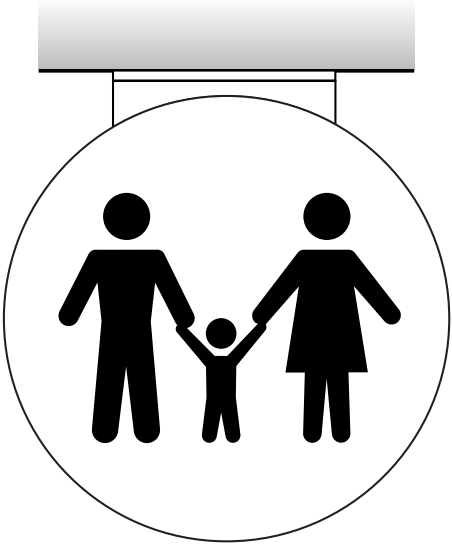
Symbols digitally printed first surface on both faces



R2.b (women's)



R2.c (men's)



R2.d (family)

**Note:** Icon bubble can be single sex at door openings, or a dual-sex at the hallway opening  
Do not use the all-gender icon for multi-stall restrooms  
Sign nomenclature and icon usage to be approved by **NCH Interiors Team** prior to installation

**NCH Master Interior Sign Standards**

Design Guidelines  
Drawing Package

**Restroom Signs**

**Overhead Restroom Ceiling Mount Button**

**Sign Style R2**

If you have questions  
please consult with  
NCH Interiors Team.

The purpose of these guidelines is to provide clarity and consistency with development of interior signage. The sign vendor awarded the contract by Nationwide Children's Hospital (NCH) and its approved sub-contractors, accepts total responsibility for final control drawings, engineering, materials selection, and sign fabrication and installation based on latest state and federal building codes for each specific location.

NCH assumes no responsibility for final engineering, materials not specified herein, sign fabrication and installation, or use of any non-compliant NCH signs or products developed without prior written consent from NCH. NCH hereby disclaims any and all expressed or implied warranties if these drawings are used for any purpose other than to provide design direction to NCH sign contractors and their sub-contractors.

The drawings within this document are for the exclusive use of NCH. Any other use of these drawings, in whole or in part, without the prior written consent of NCH is prohibited.

Revision Date: **2025 0401**

Page **48**

Drawing No: **R2.00**


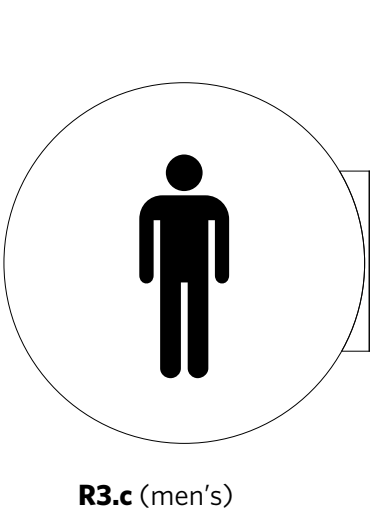


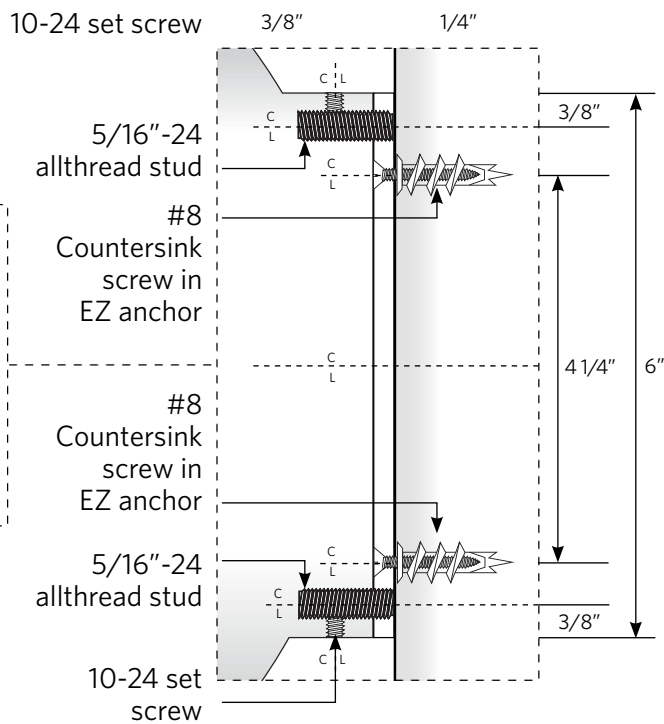
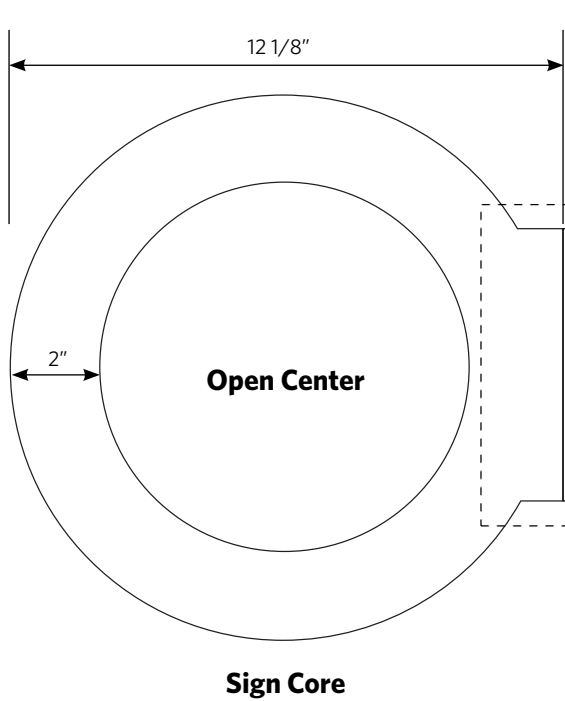
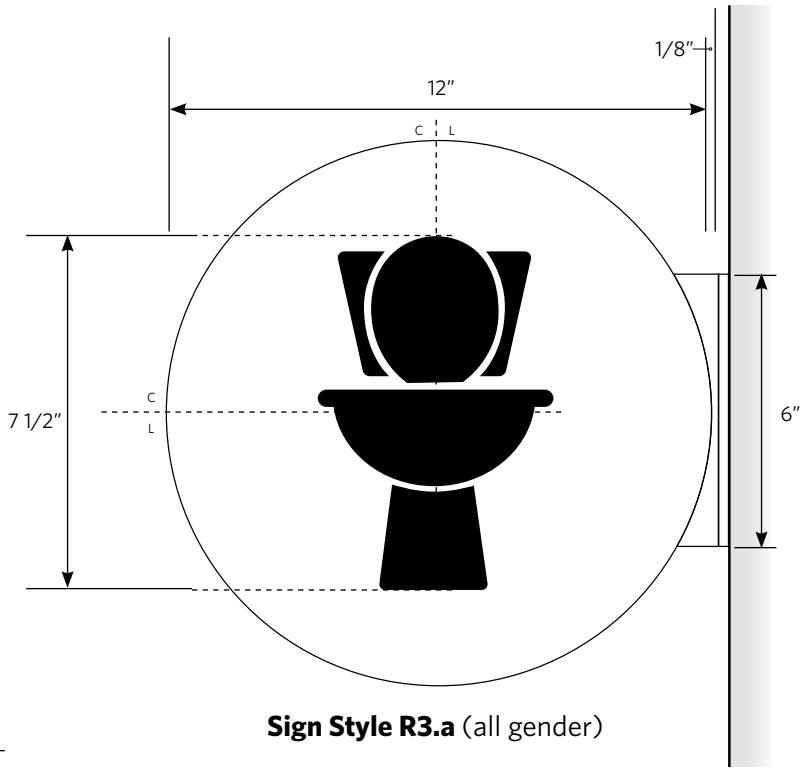
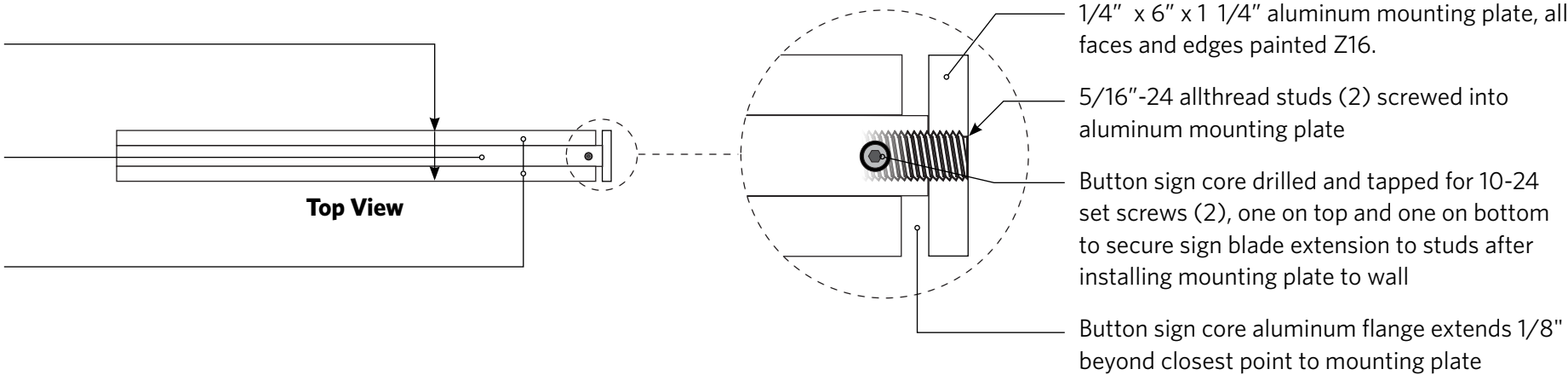


12" X 3/8" clear acrylic, unpolished, clean cut edges, paint face and edges Z1

Attached to sign core with 3M adhesive

1/2" thick Type 1 PVC, all faces and edges painted Z16.

Symbols digitally printed first surface on both faces



**Note:** Icon bubble can be single sex at door openings, or a dual-sex at the hallway opening

Do not use the all-gender icon for multi-stall restrooms

Sign nomenclature and icon usage to be approved by **NCH Interiors Team** prior to installation



**NCH Master Interior Sign Standards**

Design Guidelines Drawing Package

**Restroom Signs**

**Overhead Restroom Wall Mount Button**

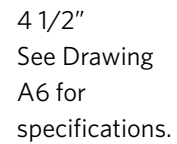
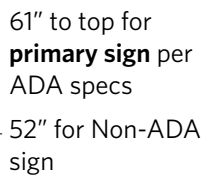
**Sign Style R3**

If you have questions please consult with NCH Interiors Team.

The purpose of these guidelines is to provide clarity and consistency with development of interior signage. The sign vendor awarded the contract by Nationwide Children's Hospital (NCH) and its approved sub-contractors, accepts total responsibility for final control drawings, engineering, materials selection, and sign fabrication and installation based on latest state and federal building codes for each specific location.

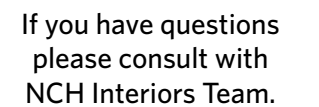
NCH assumes no responsibility for final engineering, materials not specified herein, sign fabrication and installation, or use of any non-compliant NCH signs or products developed without prior written consent from NCH. NCH hereby disclaims any and all expressed or implied warranties if these drawings are used for any purpose other than to provide design direction to NCH sign contractors and their sub-contractors.

The drawings within this document are for the exclusive use of NCH. Any other use of these drawings, in whole or in part, without the prior written consent of NCH is prohibited.



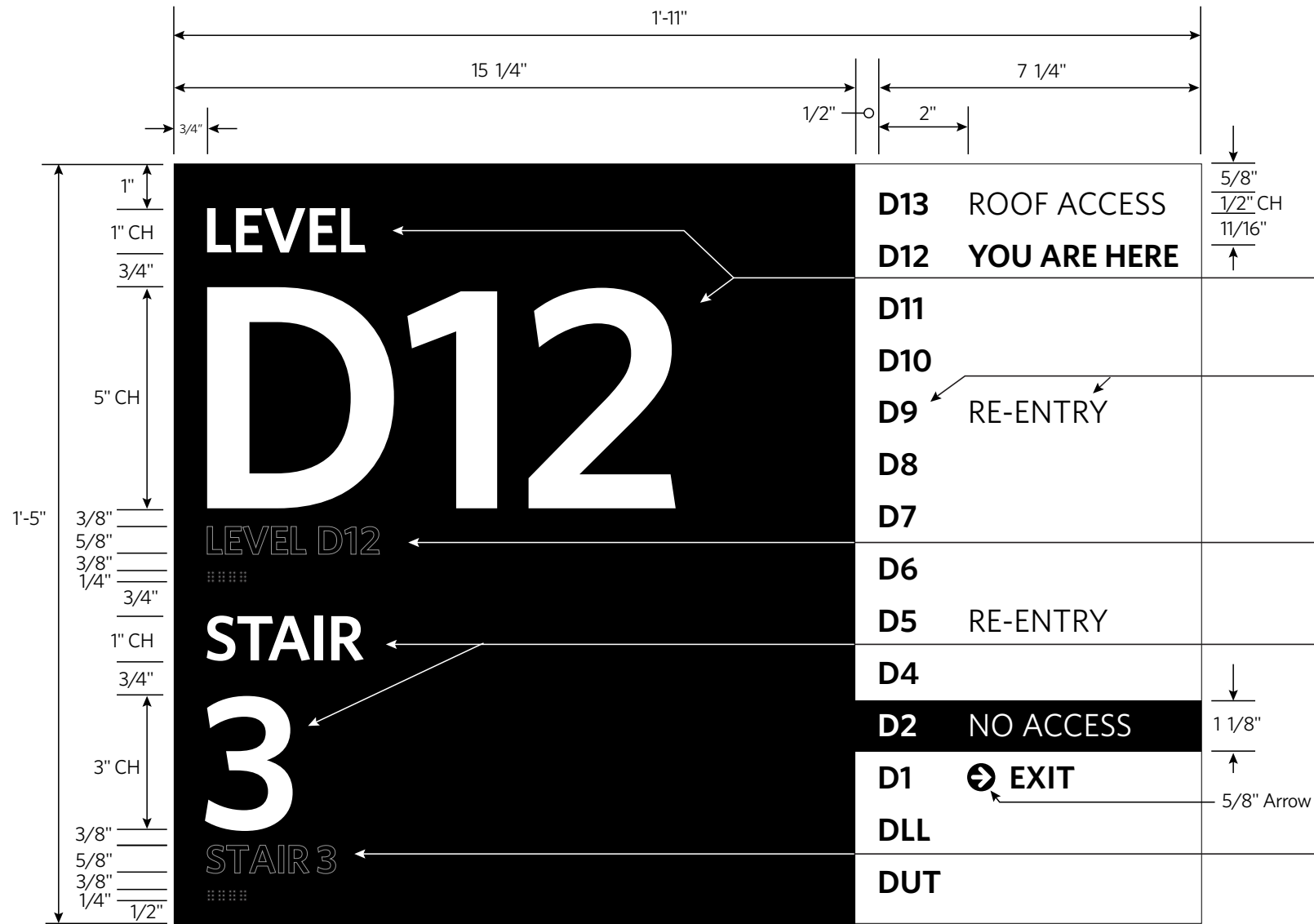
**Note:** The Stair or Exit sign must always abide by ADA mounting height requirements and additional signs can be mounted above as shown

The example shown on this page are only for copy placement. Please refer to the **Nomenclature Terms Page X8** for official naming of rooms

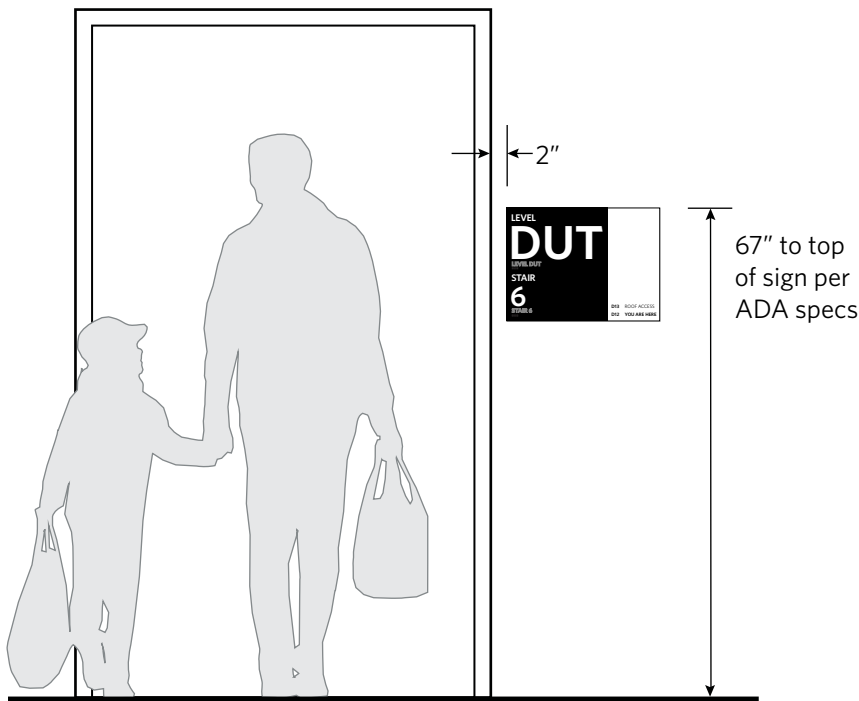


The drawings within this document are for the exclusive use of NCH. Any other use of these drawings, in whole or in part, without the prior written consent of NCH is prohibited.

Drawing No: **S1.00**



Sign Style S2



3/8" clear acrylic, unpolished, clean cut edges. Paint face and edges Z1

Artwork with reverred out large text is digitally printed flat black

Reversed out white letters Font: Whitney Semi Bold all caps 1" and 5" cap height

Floor listing Font: Whitney Semi Bold and Book, digitally printed first surface flat

Level Listing Font: Whitney Semi Bold 5/8" cap height all caps, 1/32" black tactile letters

Braille below: Grade II White

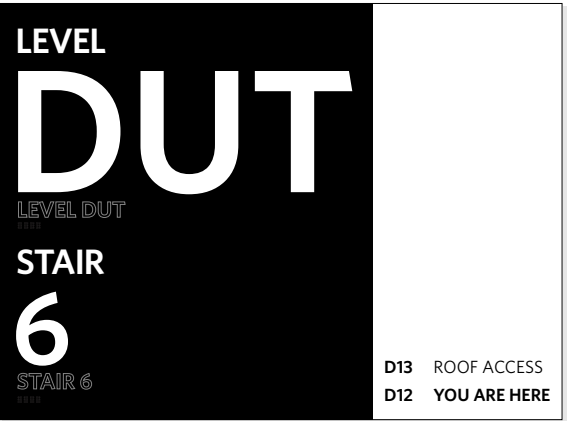
White reversed letters, Font: Whitney Semi Bold, all caps 1" and 3" cap height

Stair Listing Font: Whitney Semi Bold 5/8" cap height all caps, 1/32" black tactile letters

Braille below: Grade II White

Mount flush to wall with 3M VHB 4959 120 Mil - 1/8" (CRITICAL) or equivalent

Side View



Information provided by **Architect** or **NCH Interiors Team**

Final copy usage to be approved by **NCH Interiors Team**

The example shown on this page are only for copy placement  
Please refer to the **Nomenclature Terms Page X8** for official naming of rooms



**NCH Master  
Interior Sign Standards**

Design Guidelines  
Drawing Package

Life Safety Signs

**Stairwell Level ID Sign**

**Sign Style S2**

If you have questions  
please consult with  
NCH Interiors Team.

The purpose of these guidelines is to provide clarity and consistency with development of interior signage. The sign vendor awarded the contract by Nationwide Children's Hospital (NCH) and its approved sub-contractors, accepts total responsibility for final control drawings, engineering, materials selection, and sign fabrication and installation based on latest state and federal building codes for each specific location.

NCH assumes no responsibility for final engineering, materials not specified herein, sign fabrication and installation, or use of any non-compliant NCH signs or products developed without prior written consent from NCH. NCH hereby disclaims any and all expressed or implied warranties if these drawings are used for any purpose other than to provide design direction to NCH sign contractors and their sub-contractors.

The drawings within this document are for the exclusive use of NCH. Any other use of these drawings, in whole or in part, without the prior written consent of NCH is prohibited.

Revision Date: **2025 0401**

Page **51**

Drawing No: **S2.00**



**Sign Style T1**

**Cubicles and Offices**

For use on furniture and glass with premium magnet

**KJ Studios 4" x 4" Sign Holder**

Metallic Champagne  
KJ-1410-MC-P2-MC  
4" x 4" insert

**Note:** Coordinate the purchase of KJ room signs with Construction Purchasing.



**Premium Magnet**

**KJ Studios KJ-PRE-MG**  
Metallic Champagne



**Metal Stand for Administrative Desktop and Desktops**

**KJ Studios EAS-MS**  
Metallic Champagne



**Universal Bracket for Cubicles**

**KJ Studios KJ-BR-PAN**  
Black



These signs are for glass front offices and cubicals, and are by Owner in the FFE package. Shown for reference only.



**NCH Master Interior Sign Standards**

Design Guidelines  
Drawing Package

**Standard Stock Signs**

**KJ Studios**

**Sign Style T1**

**(By Owner)**

If you have questions please consult with NCH Interiors Team.

The purpose of these guidelines is to provide clarity and consistency with development of interior signage. The sign vendor awarded the contract by Nationwide Children's Hospital (NCH) and its approved sub-contractors, accepts total responsibility for final control drawings, engineering, materials selection, and sign fabrication and installation based on latest state and federal building codes for each specific location.

NCH assumes no responsibility for final engineering, materials not specified herein, sign fabrication and installation, or use of any non-compliant NCH signs or products developed without prior written consent from NCH. NCH hereby disclaims any and all expressed or implied warranties if these drawings are used for any purpose other than to provide design direction to NCH sign contractors and their sub-contractors.

The drawings within this document are for the exclusive use of NCH. Any other use of these drawings, in whole or in part, without the prior written consent of NCH is prohibited.

Revision Date: **2025 0401**

**Page 52**

Drawing No: **T1.00**





**APCO Sign Track - Notifier**

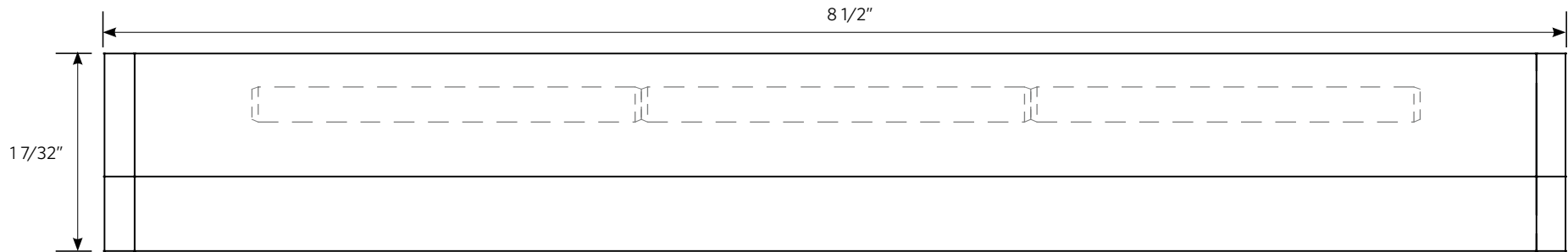
Silver

8 1/2" x 1 7/32" to accept 8 1/2" wide insert

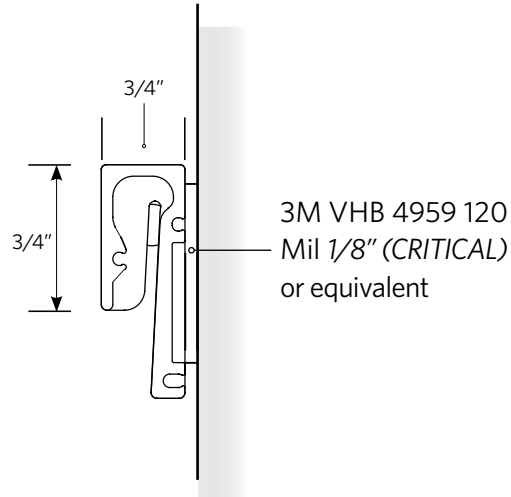
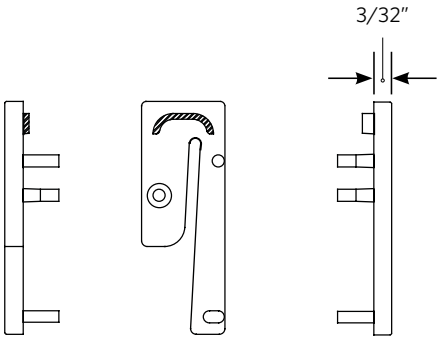
<http://www.apcosigns.com/notifier.html>

Align with sign face

**Note:** Photo for installation only



**Sign Style T2**



**Side View**



**NCH Master  
Interior Sign Standards**

Design Guidelines  
Drawing Package

**Standard Stock Signs**

**APCO Notifier Gripper Bar**

**Sign Style T2**

If you have questions  
please consult with  
NCH Interiors Team.

The purpose of these guidelines is to provide clarity and consistency with development of interior signage. The sign vendor awarded the contract by Nationwide Children's Hospital (NCH) and its approved sub-contractors, accepts total responsibility for final control drawings, engineering, materials selection, and sign fabrication and installation based on latest state and federal building codes for each specific location.


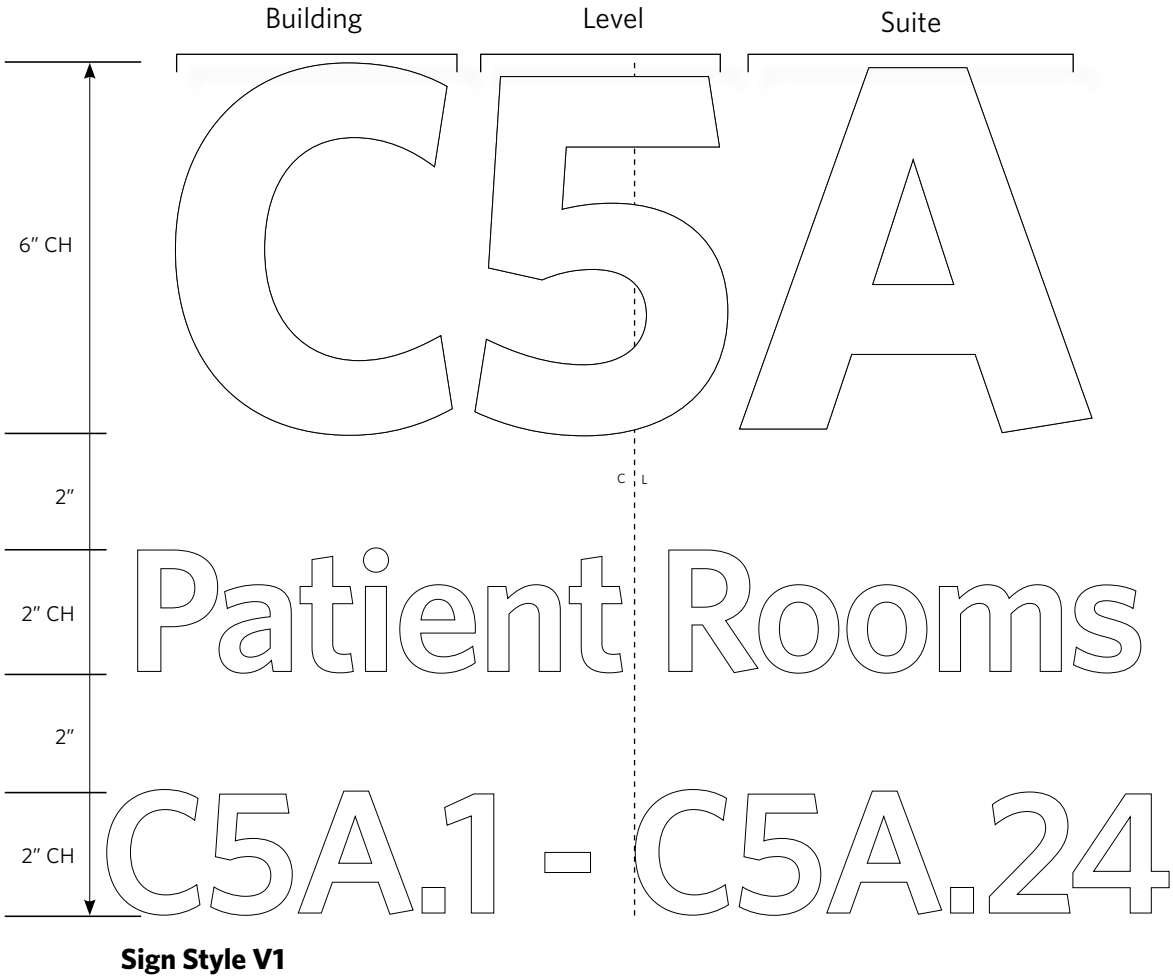
NCH assumes no responsibility for final engineering, materials not specified herein, sign fabrication and installation, or use of any non-compliant NCH signs or products developed without prior written consent from NCH. NCH hereby disclaims any and all expressed or implied warranties if these drawings are used for any purpose other than to provide design direction to NCH sign contractors and their sub-contractors.

The drawings within this document are for the exclusive use of NCH. Any other use of these drawings, in whole or in part, without the prior written consent of NCH is prohibited.

Revision Date: **2025 0401**

Page **53**

Drawing No: **T2.00**



All cut vinyl first surface, matte Z1 white, centered on door glass

Suite identification letters/numbers Font: Whitney Bold 6" cap height

Second and third lines letters/numbers Font: Whitney Semi Bold 2" cap height

Vinyl to be designed and coordinated with graphics so that they do not overlap

Graphics to be second surface of glass

**Note:** Coordinate with **NCH Interiors Team** for placement and graphics coordination

**NCH Master  
Interior Sign Standards**

Design Guidelines  
Drawing Package

**Entrance Vinyl Signs**

**Suite ID Glass Door  
Entrance Vinyl (6")**

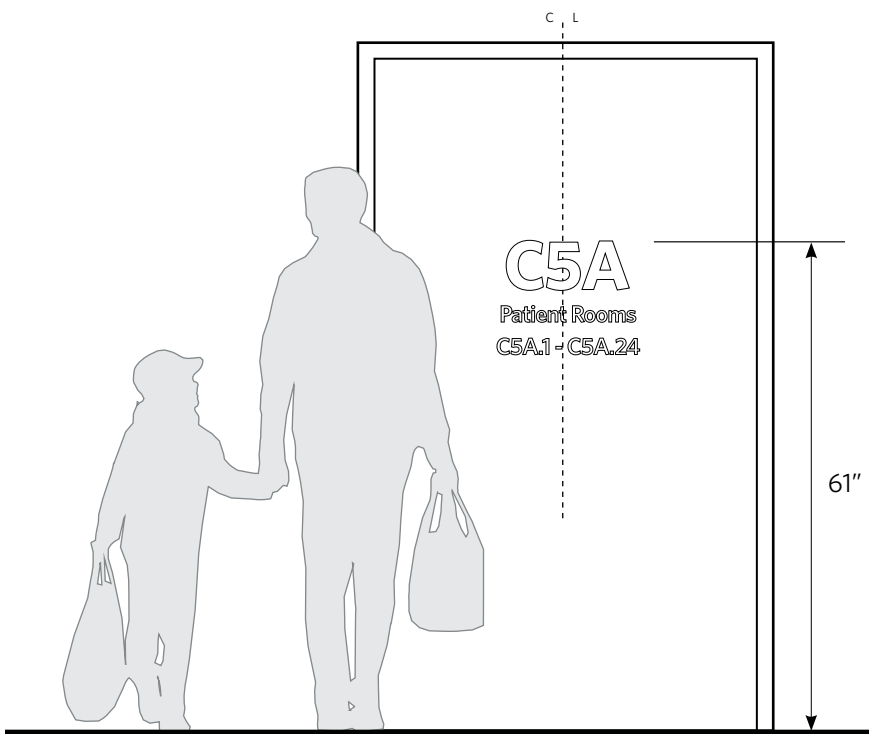
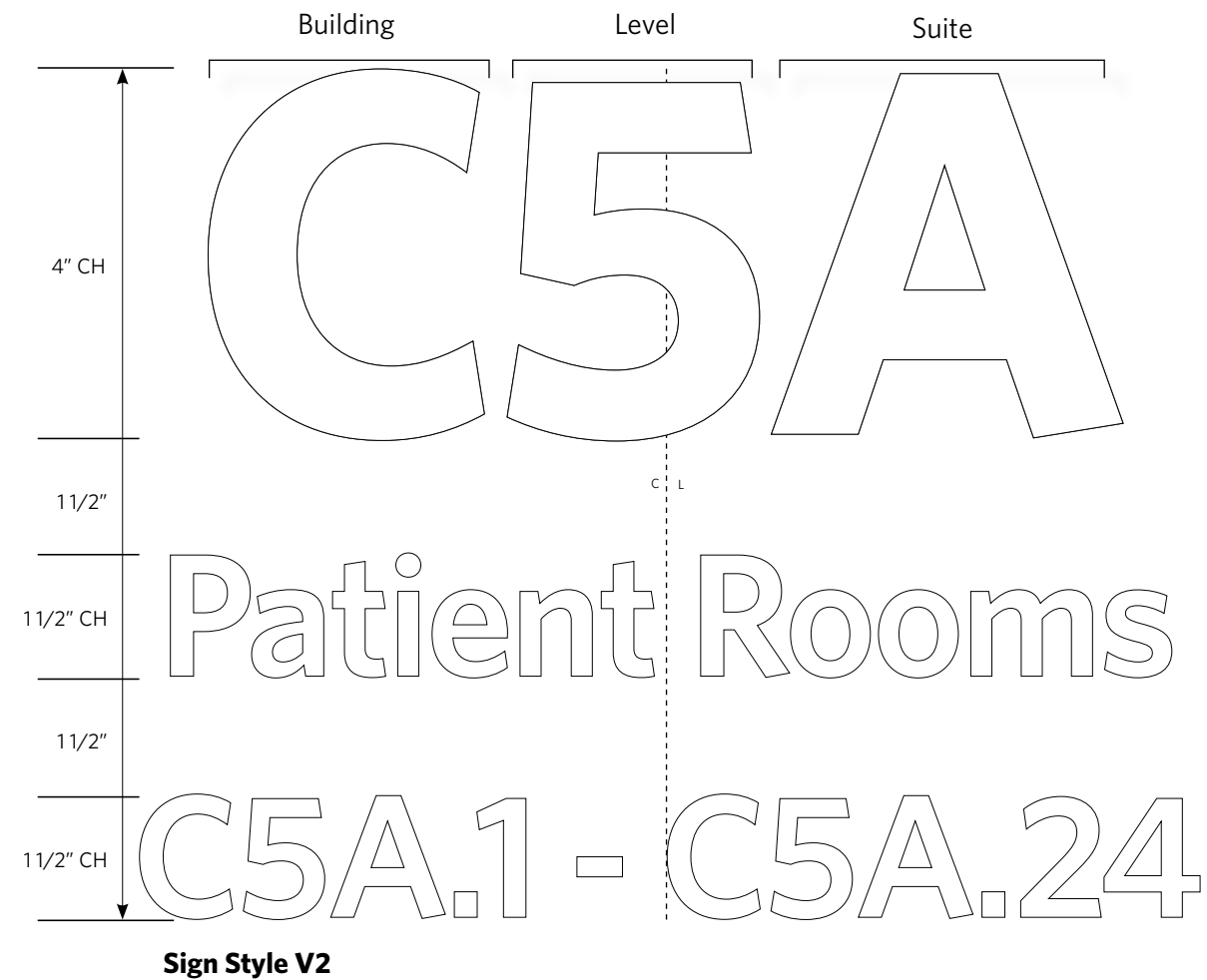
**Sign Style V1**

If you have questions  
please consult with  
NCH Interiors Team.

The purpose of these guidelines is to provide clarity and consistency with development of interior signage. The sign vendor awarded the contract by Nationwide Children's Hospital (NCH) and its approved sub-contractors, accepts total responsibility for final control drawings, engineering, materials selection, and sign fabrication and installation based on latest state and federal building codes for each specific location.

NCH assumes no responsibility for final engineering, materials not specified herein, sign fabrication and installation, or use of any non-compliant NCH signs or products developed without prior written consent from NCH. NCH hereby disclaims any and all expressed or implied warranties if these drawings are used for any purpose other than to provide design direction to NCH sign contractors and their sub-contractors.

The drawings within this document are for the exclusive use of NCH. Any other use of these drawings, in whole or in part, without the prior written consent of NCH is prohibited.



All cut vinyl first surface, matte white, centered on door glass

Suite identification letters/numbers Font: Whitney Bold 4" cap height

Second and third lines letters/numbers Font: Whitney Semi Bold 1 1/2" cap height

Vinyl to be designed and coordinated with graphics so that they do not overlap.

Graphics to be second surface of glass

**Note:** Coordinate with **NCH Interiors Team** for placement and graphics coordination



**NCH Master  
Interior Sign Standards**

Design Guidelines  
Drawing Package

**Entrance Vinyl Signs**

**Suite ID Glass Door  
Entrance Vinyl (4")**

**Sign Style V2**

If you have questions  
please consult with  
NCH Interiors Team.

The purpose of these guidelines is to provide clarity and consistency with development of interior signage. The sign vendor awarded the contract by Nationwide Children's Hospital (NCH) and its approved sub-contractors, accepts total responsibility for final control drawings, engineering, materials selection, and sign fabrication and installation based on latest state and federal building codes for each specific location.

NCH assumes no responsibility for final engineering, materials not specified herein, sign fabrication and installation, or use of any non-compliant NCH signs or products developed without prior written consent from NCH. NCH hereby disclaims any and all expressed or implied warranties if these drawings are used for any purpose other than to provide design direction to NCH sign contractors and their sub-contractors.


The drawings within this document are for the exclusive use of NCH. Any other use of these drawings, in whole or in part, without the prior written consent of NCH is prohibited.

Revision Date: **2025 0401**

Page **55**

Drawing No: **V2.00**

Sign Style V3



All cut vinyl first surface  
Font: Whitney Semi Bold 1 1/2" cap height

Z1 matte white band and Z2 matte black,  
aligned on glass as shown

Z1 white vinyl band with screen or digitally  
printed message

Back up opposite side of door with blank matte  
Z1 white vinyl  
Font: Whitney Semi Bold 1" cap height

**Note:** Coordinate with **NCH Interiors Team** for  
placement prior to installation



**NCH Master  
Interior Sign Standards**

Design Guidelines  
Drawing Package

**Entrance Vinyl Signs**

**Delayed Egress Door Vinyl**

**Sign Style V3**

If you have questions  
please consult with  
NCH Interiors Team.

The purpose of these guidelines is to provide clarity and consistency with development of interior signage. The sign vendor awarded the contract by Nationwide Children's Hospital (NCH) and its approved sub-contractors, accepts total responsibility for final control drawings, engineering, materials selection, and sign fabrication and installation based on latest state and federal building codes for each specific location.

NCH assumes no responsibility for final engineering, materials not specified herein, sign fabrication and installation, or use of any non-compliant NCH signs or products developed without prior written consent from NCH. NCH hereby disclaims any and all expressed or implied warranties if these drawings are used for any purpose other than to provide design direction to NCH sign contractors and their sub-contractors.

The drawings within this document are for the exclusive use of NCH. Any other use of these drawings, in whole or in part, without the prior written consent of NCH is prohibited.

Revision Date: **2025 0401**

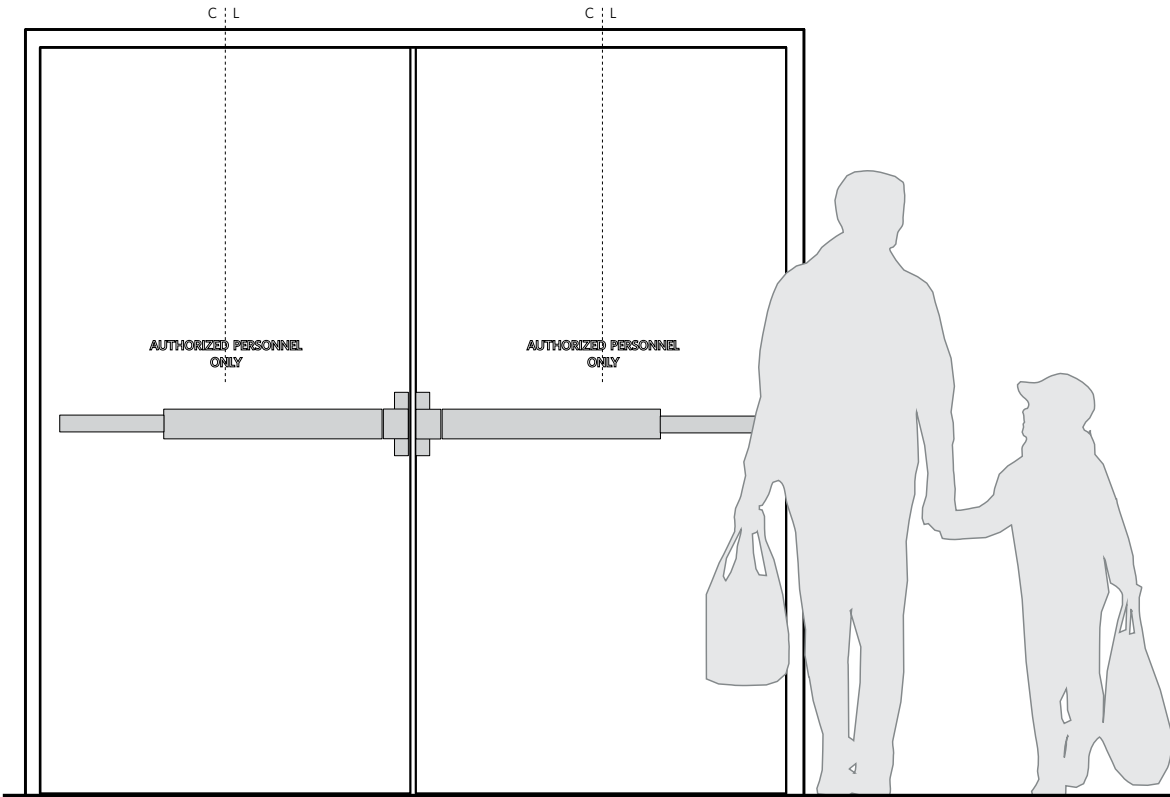
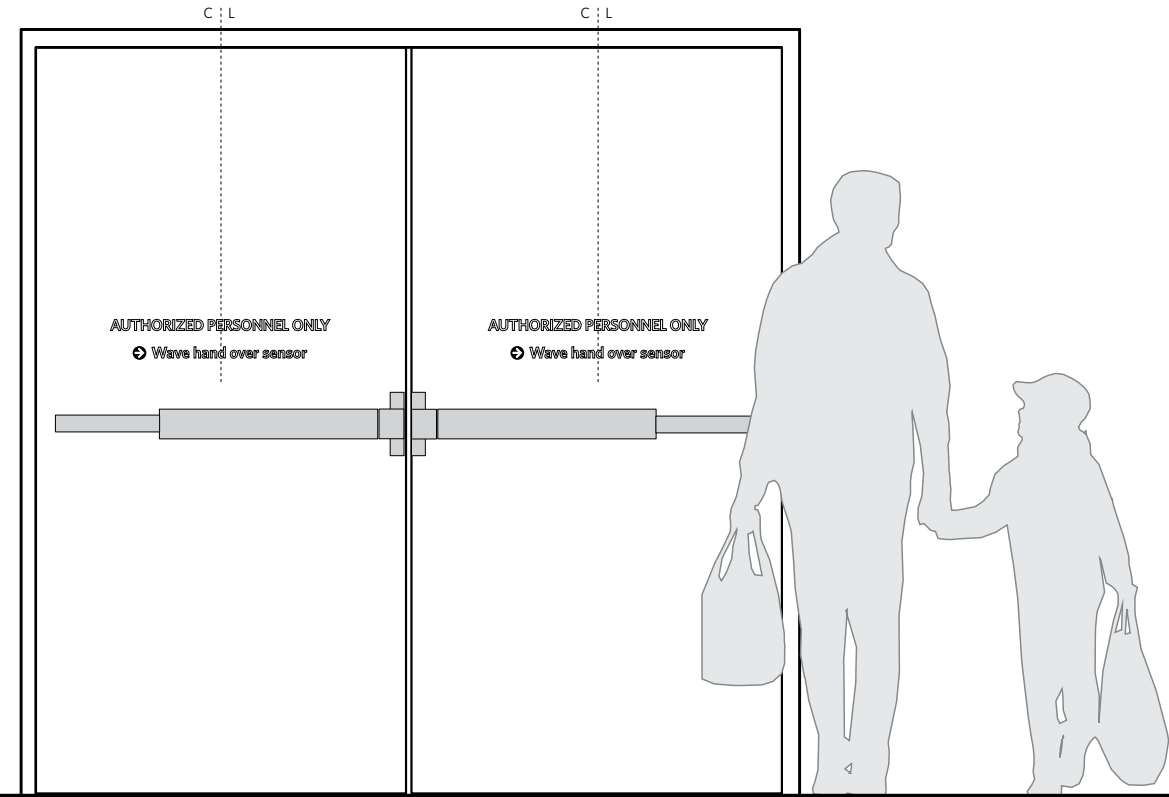
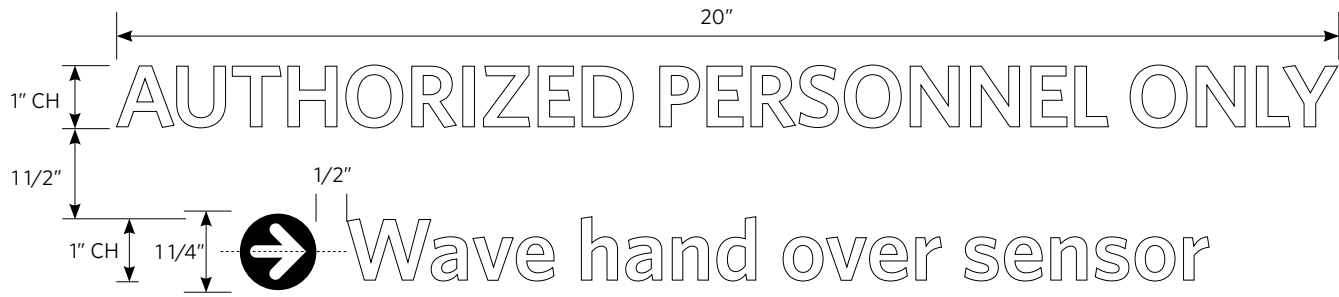
**Page 56**

Drawing No: **V3.00**



1" CH  
AUTHORIZED PERSONNEL  
3/4"  
ONLY

Sign Style V4.a



All vinyl first surface, Z1 white or Z2 black centered and aligned on door as shown

Font: Whitney Semi Bold 1" cap height

Z2 Black or Z1 White copy depending on door color

**Note:** Coordinate with **NCH Interiors Team** for hours, placement and graphics coordination



**NCH Master  
Interior Sign Standards**

Design Guidelines  
Drawing Package

**Entrance Vinyl Signs**

**Authorized Personnel  
Only Vinyl**

**Sign Style V4**

If you have questions  
please consult with  
NCH Interiors Team.

The purpose of these guidelines is to provide clarity and consistency with development of interior signage. The sign vendor awarded the contract by Nationwide Children's Hospital (NCH) and its approved sub-contractors, accepts total responsibility for final control drawings, engineering, materials selection, and sign fabrication and installation based on latest state and federal building codes for each specific location.

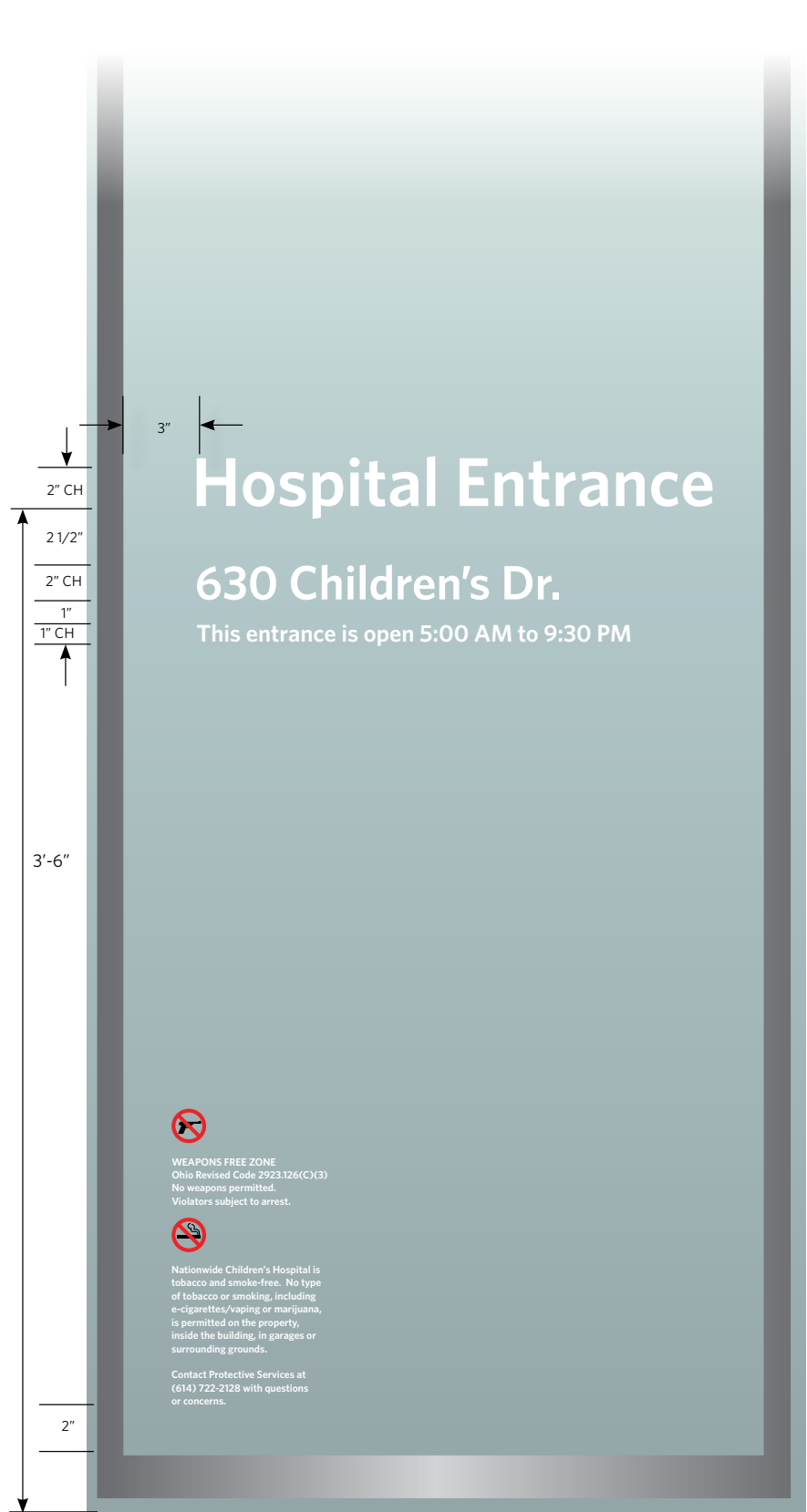
NCH assumes no responsibility for final engineering, materials not specified herein, sign fabrication and installation, or use of any non-compliant NCH signs or products developed without prior written consent from NCH. NCH hereby disclaims any and all expressed or implied warranties if these drawings are used for any purpose other than to provide design direction to NCH sign contractors and their sub-contractors.

The drawings within this document are for the exclusive use of NCH. Any other use of these drawings, in whole or in part, without the prior written consent of NCH is prohibited.

Revision Date: **2025 0401**

Page **57**

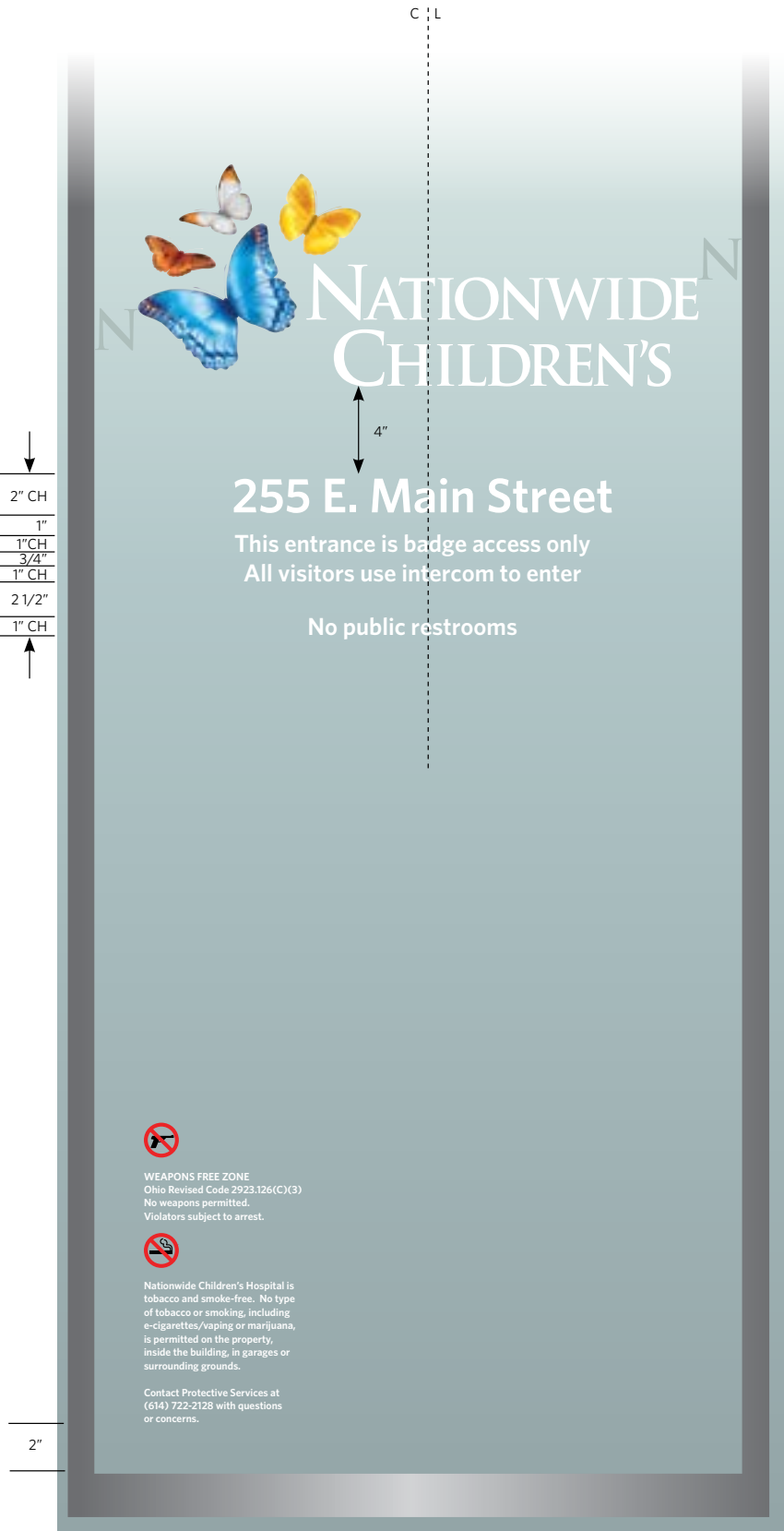
Drawing No: **V4.00**



**Sign Style V5.a**  
(no logo, left justified copy) Central Main Campus Only

All vinyl first surface, Z1 white and Z12 red, aligned on glass as shown on non moving door or side light

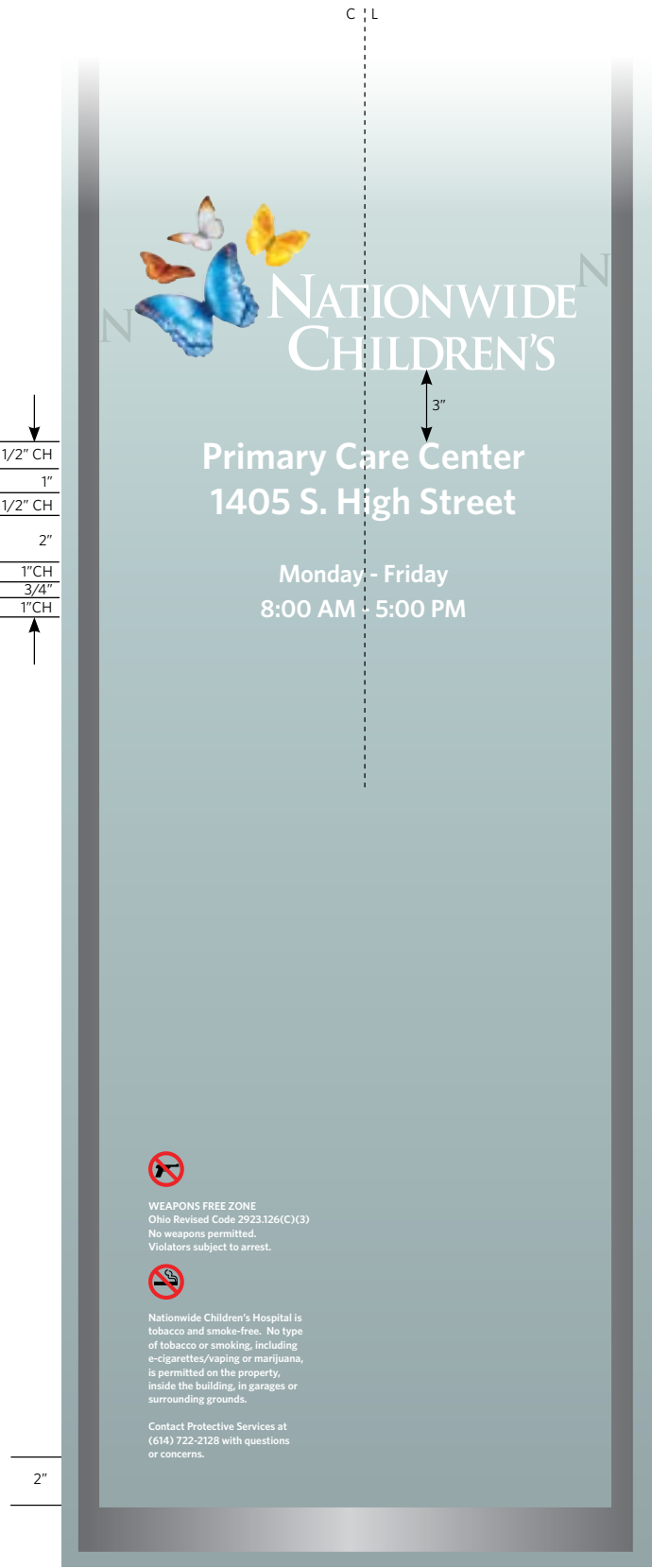
NCH logo artwork to be obtained from **NCH Interiors Team** or **Brand Team**



**Sign Style V5.b**  
(logo, centered copy, typical door width)

Coordinate with NCH Interiors team for hours, placement and graphics coordination prior to installation

**Note: Any signs using the Nationwide Children's Hospital logo will require a prototype for review/approval prior to fabrication**



**Sign Style V5.c**  
(logo, centered copy, narrow door width)

Font: Whitney Semi Bold



**NCH Master  
Interior Sign Standards**

Design Guidelines  
Drawing Package

**Entrance Vinyl Signs**

**Building Entrance  
Glass Sidelight Vinyl**

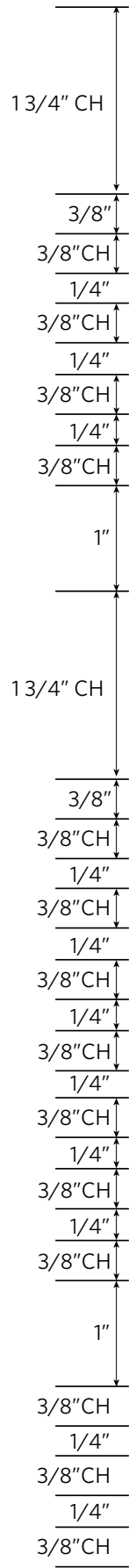
**Sign Style V5**

If you have questions  
please consult with  
NCH Interiors Team.

The purpose of these guidelines is to provide clarity and consistency with development of interior signage. The sign vendor awarded the contract by Nationwide Children's Hospital (NCH) and its approved sub-contractors, accepts total responsibility for final control drawings, engineering, materials selection, and sign fabrication and installation based on latest state and federal building codes for each specific location.

NCH assumes no responsibility for final engineering, materials not specified herein, sign fabrication and installation, or use of any non-compliant NCH signs or products developed without prior written consent from NCH. NCH hereby disclaims any and all expressed or implied warranties if these drawings are used for any purpose other than to provide design direction to NCH sign contractors and their sub-contractors.

The drawings within this document are for the exclusive use of NCH. Any other use of these drawings, in whole or in part, without the prior written consent of NCH is prohibited.



WEAPONS FREE ZONE  
Ohio Revised Code 2923.126(C)(3)  
No weapons permitted.  
Violators subject to arrest.



Nationwide Children’s Hospital is tobacco and smoke-free. No type of tobacco or smoking, including e-cigarettes/vaping or marijuana, is permitted on the property, inside the building, in garages or surrounding grounds.

Contact Protective Services at (614) 722-2128 with questions or concerns.

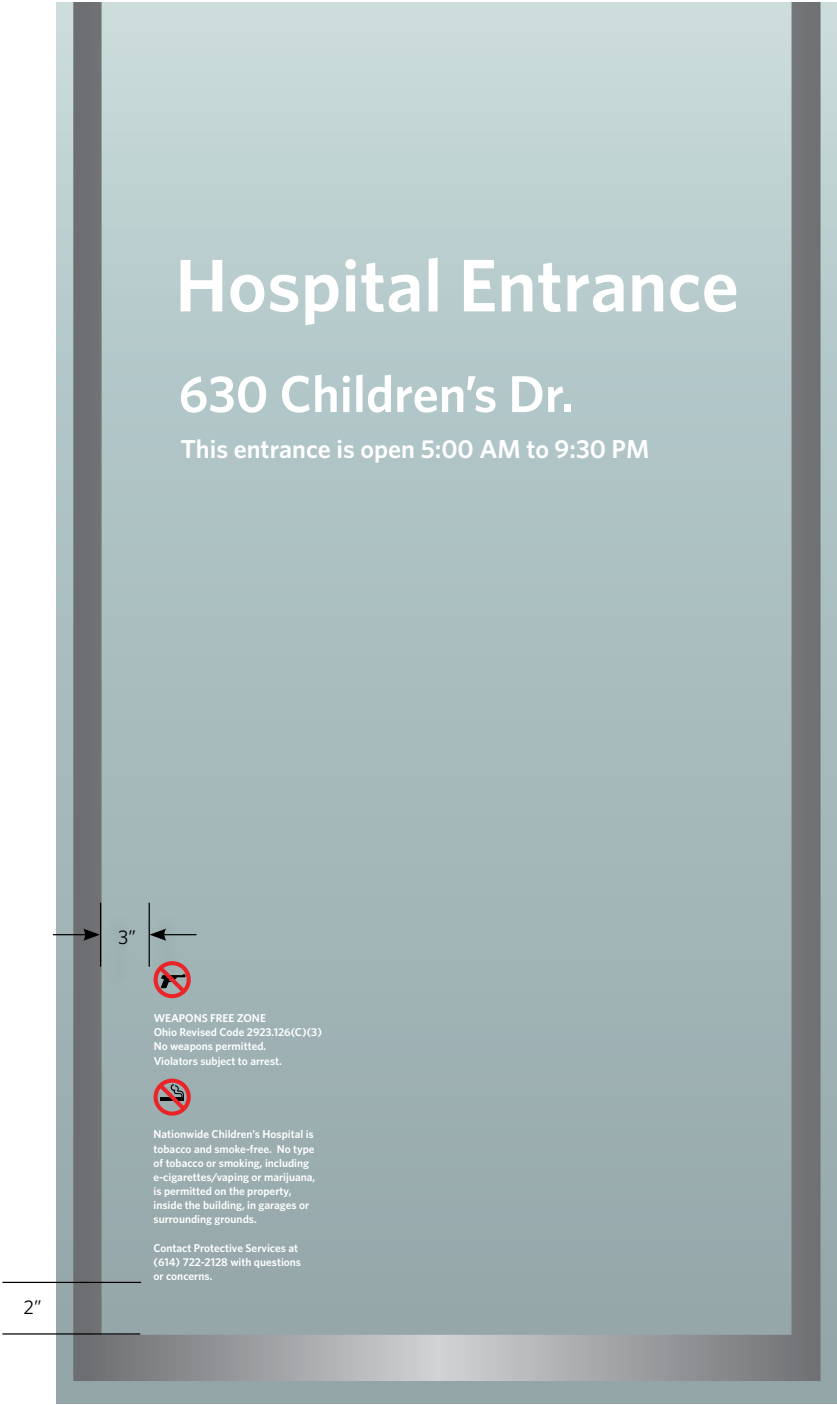
Sign Style V6

All cut vinyl (no matte backer) first surface, Z1 white and Z12 red, aligned on glass as shown on non moving door or side light

Black Z2 copy may be used at the discretion of the **NCH Interiors Team**

Font: Whitney Semi Bold

**Note:** Coordinate with **NCH Interiors Team** for placement prior to installation



**NCH Master Interior Sign Standards**

Design Guidelines  
Drawing Package

**Entrance Vinyl Signs**

**Weapons and Tobacco Restrictions**

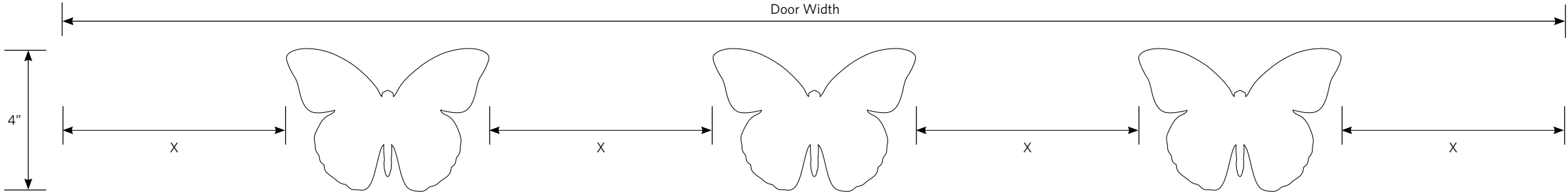
**Sign Style V6**

If you have questions please consult with NCH Interiors Team.

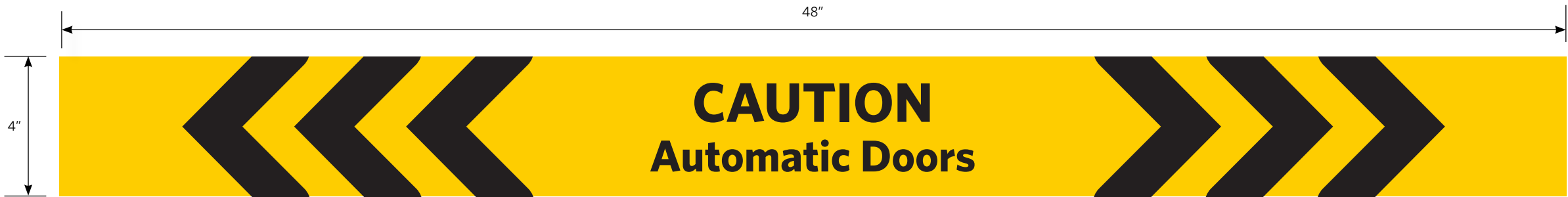
The purpose of these guidelines is to provide clarity and consistency with development of interior signage. The sign vendor awarded the contract by Nationwide Children’s Hospital (NCH) and its approved sub-contractors, accepts total responsibility for final control drawings, engineering, materials selection, and sign fabrication and installation based on latest state and federal building codes for each specific location.

NCH assumes no responsibility for final engineering, materials not specified herein, sign fabrication and installation, or use of any non-compliant NCH signs or products developed without prior written consent from NCH. NCH hereby disclaims any and all expressed or implied warranties if these drawings are used for any purpose other than to provide design direction to NCH sign contractors and their sub-contractors.

The drawings within this document are for the exclusive use of NCH. Any other use of these drawings, in whole or in part, without the prior written consent of NCH is prohibited.



Graphics applied first surface, printed dusted crystal, butterfly spacing to be determined by width of door  
Size of Butterflies is fixed, (X) spacing must be equal between door edges and butterflies



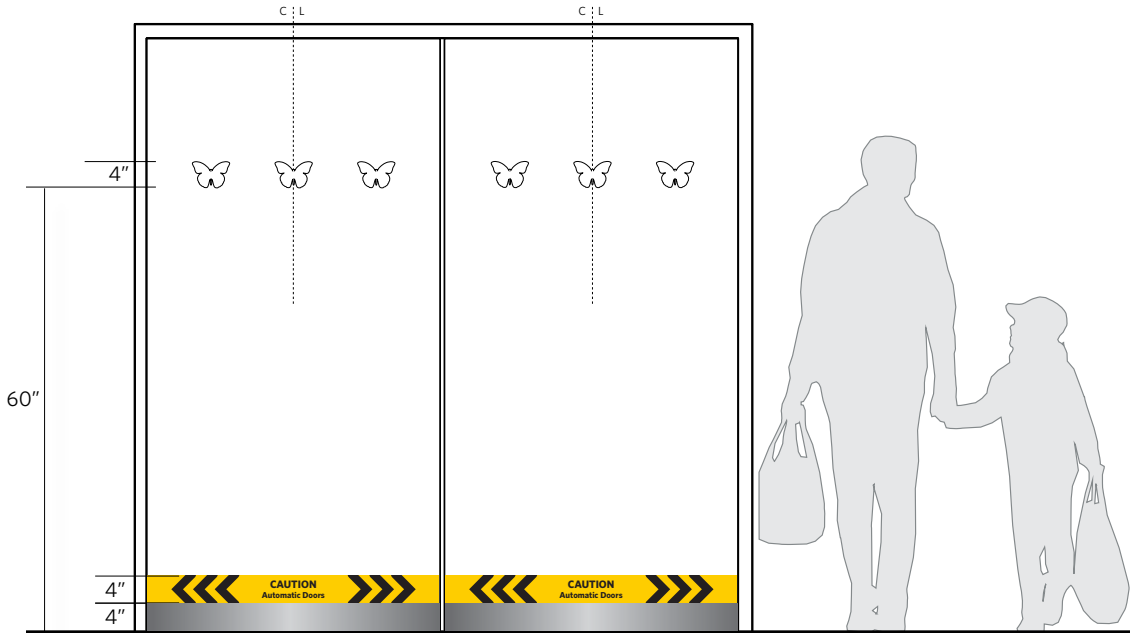
Sign Style V7

**Installation Note:**

Digitally Printed Z2 and Z9 on translucent vinyl applied first surface  
Single piece of vinyl is applied to the door  
Printing is Color / White / Color with copy readable from both sides

Font: Whitney Semi Bold

**Note:** Match sign to door size, shift arrow location when you scale, DO NOT change copy size  
Coordinate with **NCH Interiors Team** for placement prior to installation



**NCH Master  
Interior Sign Standards**

Design Guidelines  
Drawing Package

Entrance Vinyl Signs

**Caution Automatic Doors**

**Sign Style V7**

If you have questions  
please consult with  
NCH Interiors Team.

The purpose of these guidelines is to provide clarity and consistency with development of interior signage. The sign vendor awarded the contract by Nationwide Children's Hospital (NCH) and its approved sub-contractors, accepts total responsibility for final control drawings, engineering, materials selection, and sign fabrication and installation based on latest state and federal building codes for each specific location.

NCH assumes no responsibility for final engineering, materials not specified herein, sign fabrication and installation, or use of any non-compliant NCH signs or products developed without prior written consent from NCH. NCH hereby disclaims any and all expressed or implied warranties if these drawings are used for any purpose other than to provide design direction to NCH sign contractors and their sub-contractors.

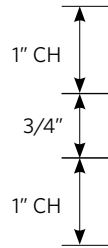
The drawings within this document are for the exclusive use of NCH. Any other use of these drawings, in whole or in part, without the prior written consent of NCH is prohibited.

Revision Date: **2025 0401**

Page **60**

Drawing No: **V7.00**





# All persons entering this building are subject to search and scanning by a metal detector.

## Sign Style V8

All cut vinyl (no matte backer) first surface, Z12 red, aligned on glass.

Font: Whitney Semi Bold 1" cap height

**Note:** Coordinate with **NCH Interiors Team** for placement prior to installation

This copy is required prior to any magnetometer.



### NCH Master Interior Sign Standards

Design Guidelines  
Drawing Package

Entrance Vinyl Signs

### Magnetometer

### Sign Style V8

If you have questions  
please consult with  
NCH Interiors Team.

The purpose of these guidelines is to provide clarity and consistency with development of interior signage. The sign vendor awarded the contract by Nationwide Children's Hospital (NCH) and its approved sub-contractors, accepts total responsibility for final control drawings, engineering, materials selection, and sign fabrication and installation based on latest state and federal building codes for each specific location.


NCH assumes no responsibility for final engineering, materials not specified herein, sign fabrication and installation, or use of any non-compliant NCH signs or products developed without prior written consent from NCH. NCH hereby disclaims any and all expressed or implied warranties if these drawings are used for any purpose other than to provide design direction to NCH sign contractors and their sub-contractors.

The drawings within this document are for the exclusive use of NCH. Any other use of these drawings, in whole or in part, without the prior written consent of NCH is prohibited.

Revision Date: **2025 0401**

Page **61**

Drawing No: **V8.00**



Sign Style V9

Font: Whitney Semi Bold 3 1/2” cap height

Z1 white vinyl with Z2 black copy

**Note:** Coordinate with **NCH Interiors Team** for placement and graphics coordination.



**NCH Master  
Interior Sign Standards**

Design Guidelines  
Drawing Package

Entrance Vinyl Signs

**Registration Desk Number**

**Sign Style V9**

If you have questions  
please consult with  
NCH Interiors Team.

The purpose of these guidelines is to provide clarity and consistency with development of interior signage. The sign vendor awarded the contract by Nationwide Children's Hospital (NCH) and its approved sub-contractors, accepts total responsibility for final control drawings, engineering, materials selection, and sign fabrication and installation based on latest state and federal building codes for each specific location.

NCH assumes no responsibility for final engineering, materials not specified herein, sign fabrication and installation, or use of any non-compliant NCH signs or products developed without prior written consent from NCH. NCH hereby disclaims any and all expressed or implied warranties if these drawings are used for any purpose other than to provide design direction to NCH sign contractors and their sub-contractors.

The drawings within this document are for the exclusive use of NCH. Any other use of these drawings, in whole or in part, without the prior written consent of NCH is prohibited.

Revision Date: **2025 0401**

Page **62**

Drawing No: **V9.00**



Sign Style W1.a

1/8" White PVC with digitally printed message and graphic mounted to surface with 3M VHB 4959 120 Mil - 1/8" (CRITICAL) or equivalent

Artwork and final size to be confirmed and provided by **NCH Interiors Team**



Sign Style W1.b



**NCH Master  
Interior Sign Standards**

Design Guidelines  
Drawing Package

Welcome Sign

**Sign Style W1**

If you have questions  
please consult with  
NCH Interiors Team.

The purpose of these guidelines is to provide clarity and consistency with development of interior signage. The sign vendor awarded the contract by Nationwide Children's Hospital (NCH) and its approved sub-contractors, accepts total responsibility for final control drawings, engineering, materials selection, and sign fabrication and installation based on latest state and federal building codes for each specific location.

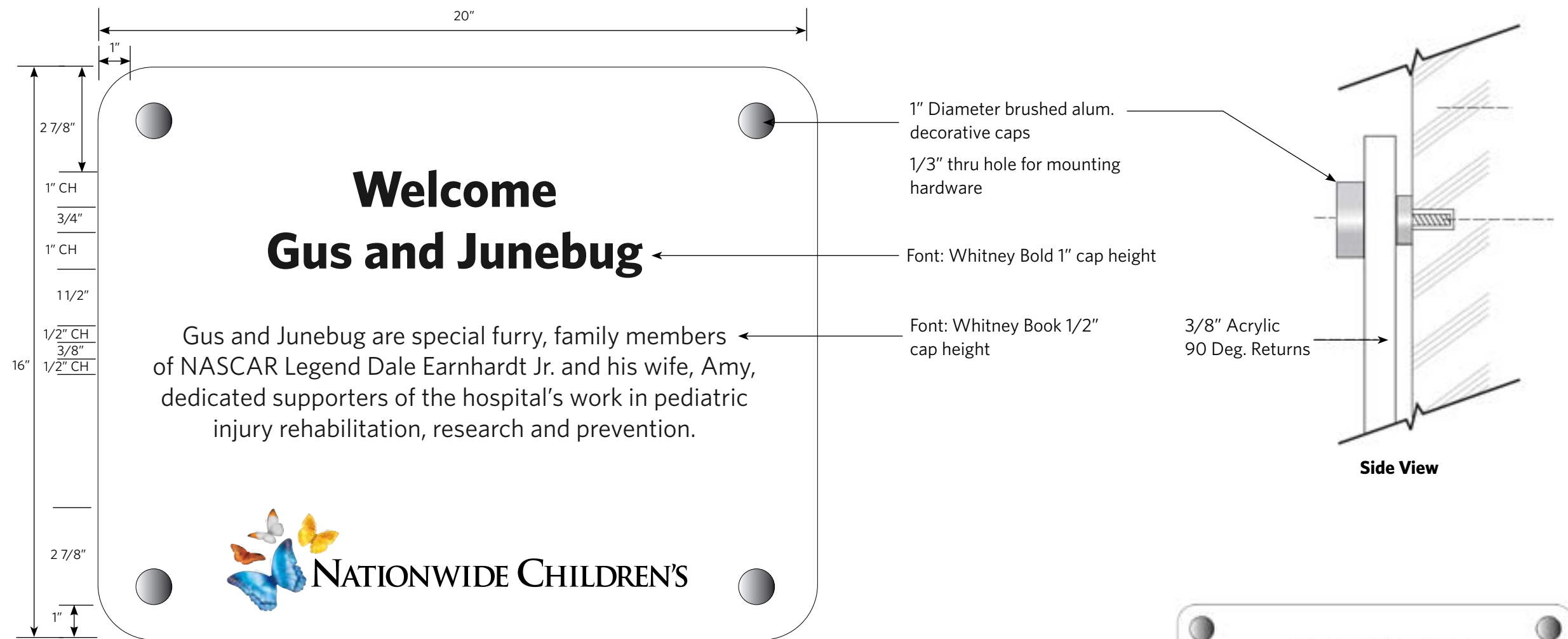
NCH assumes no responsibility for final engineering, materials not specified herein, sign fabrication and installation, or use of any non-compliant NCH signs or products developed without prior written consent from NCH. NCH hereby disclaims any and all expressed or implied warranties if these drawings are used for any purpose other than to provide design direction to NCH sign contractors and their sub-contractors.

The drawings within this document are for the exclusive use of NCH. Any other use of these drawings, in whole or in part, without the prior written consent of NCH is prohibited.

Revision Date: **2025 0401**

Page **63**

Drawing No: **W1.00**



Sign Style Y1 Landscape Layout

- 3/8" clear acrylic with polished edges and radius corners
- Plaque is mounted to wall with concealed fasteners
- Covered with decorative caps
- Spacers added to slightly elevate panel from wall surface
- Final plaque size, copy and font type to be provided by **NCH Interiors Team**
- Note: NCH Marketing Brand Team** review required for this type of specialty sign



Sign Style Y1 Portrait Layout (Example)



**NCH Master Interior Sign Standards**

Design Guidelines Drawing Package



**Special Messaging**

**Mission Statement (sample)**

**Sign Style Y1**

If you have questions please consult with NCH Interiors Team.

The purpose of these guidelines is to provide clarity and consistency with development of interior signage. The sign vendor awarded the contract by Nationwide Children's Hospital (NCH) and its approved sub-contractors, accepts total responsibility for final control drawings, engineering, materials selection, and sign fabrication and installation based on latest state and federal building codes for each specific location.

NCH assumes no responsibility for final engineering, materials not specified herein, sign fabrication and installation, or use of any non-compliant NCH signs or products developed without prior written consent from NCH. NCH hereby disclaims any and all expressed or implied warranties if these drawings are used for any purpose other than to provide design direction to NCH sign contractors and their sub-contractors.


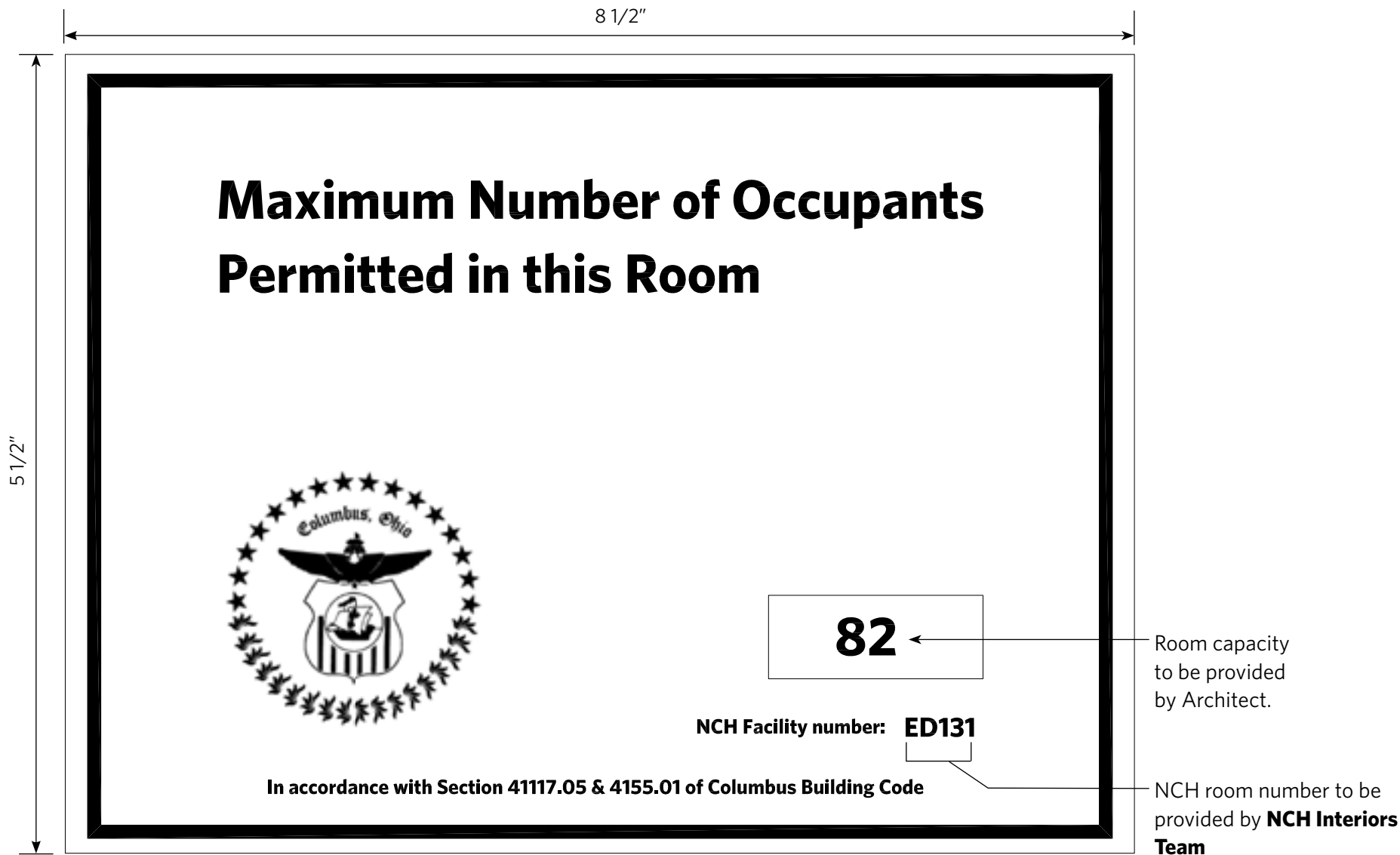
The drawings within this document are for the exclusive use of NCH. Any other use of these drawings, in whole or in part, without the prior written consent of NCH is prohibited.

Revision Date: **2025 0401**

Page **64**

Drawing No: **Y1.00**





Side View

Sign Style Z1 (Example City of Columbus - Actual sign size and copy per applicable local code)

Please refer to local code for size and layout

Required by local code for all rooms holding more than 50 people

1/8" White PVC with digitally printed message mounted to surface with 3M VHB 4959 120 Mil - 1/8" (CRITICAL) or equivalent

**NCH Master  
Interior Sign Standards**

Design Guidelines  
Drawing Package

**Occupancy Signs**

**Room Occupancy  
Signs**

**Code Required**

**Sign Style Z1**

If you have questions  
please consult with  
NCH Interiors Team.

The purpose of these guidelines is to provide clarity and consistency with development of interior signage. The sign vendor awarded the contract by Nationwide Children's Hospital (NCH) and its approved sub-contractors, accepts total responsibility for final control drawings, engineering, materials selection, and sign fabrication and installation based on latest state and federal building codes for each specific location.

NCH assumes no responsibility for final engineering, materials not specified herein, sign fabrication and installation, or use of any non-compliant NCH signs or products developed without prior written consent from NCH. NCH hereby disclaims any and all expressed or implied warranties if these drawings are used for any purpose other than to provide design direction to NCH sign contractors and their sub-contractors.

The drawings within this document are for the exclusive use of NCH. Any other use of these drawings, in whole or in part, without the prior written consent of NCH is prohibited.



**NATIONWIDE CHILDREN'S**

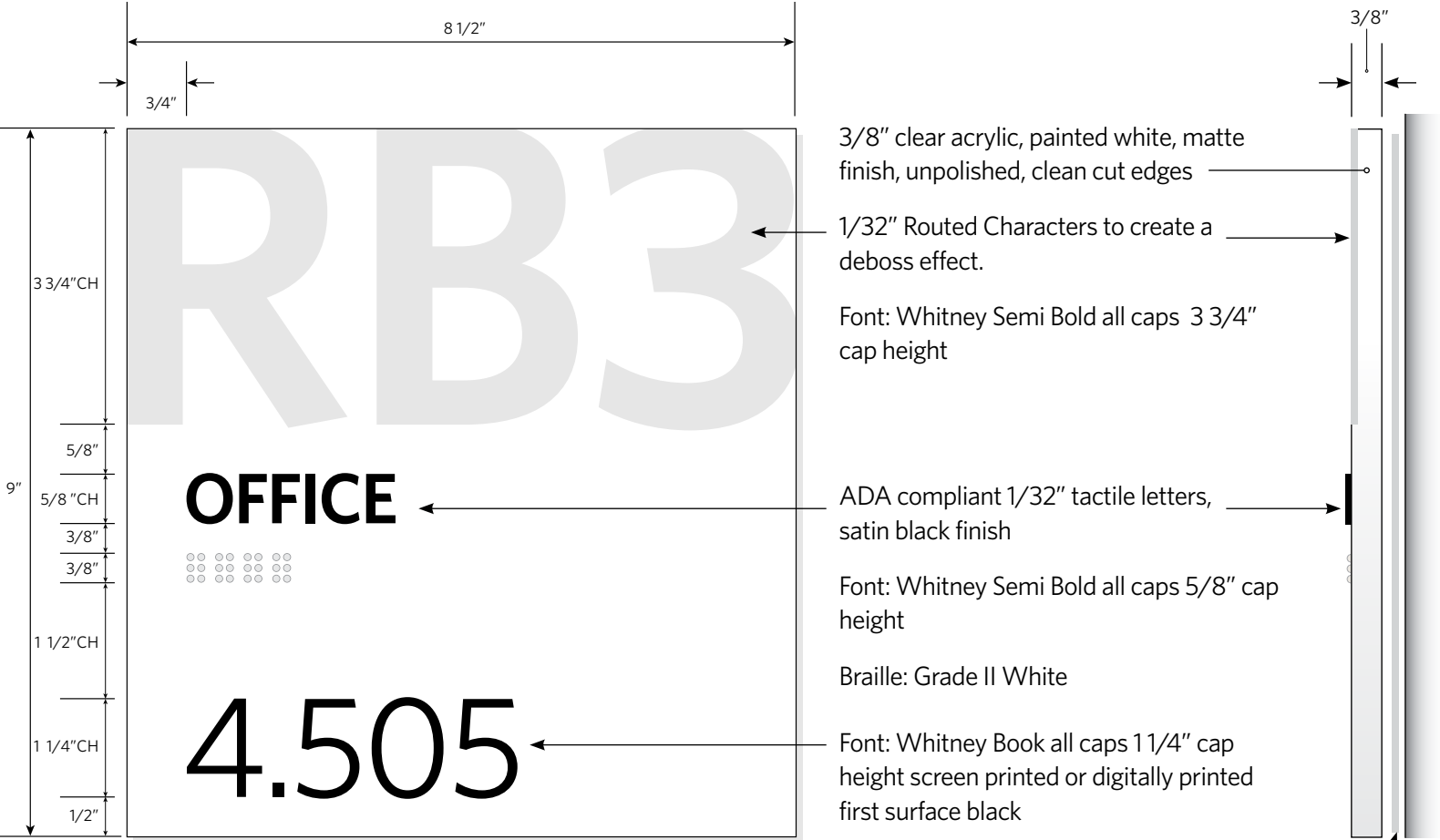
*When your child needs a hospital, everything matters.*

## **Interior Signage & Wayfinding Guidelines**

### **Abigail Wexner Research Institute Signage Standards Addendum**

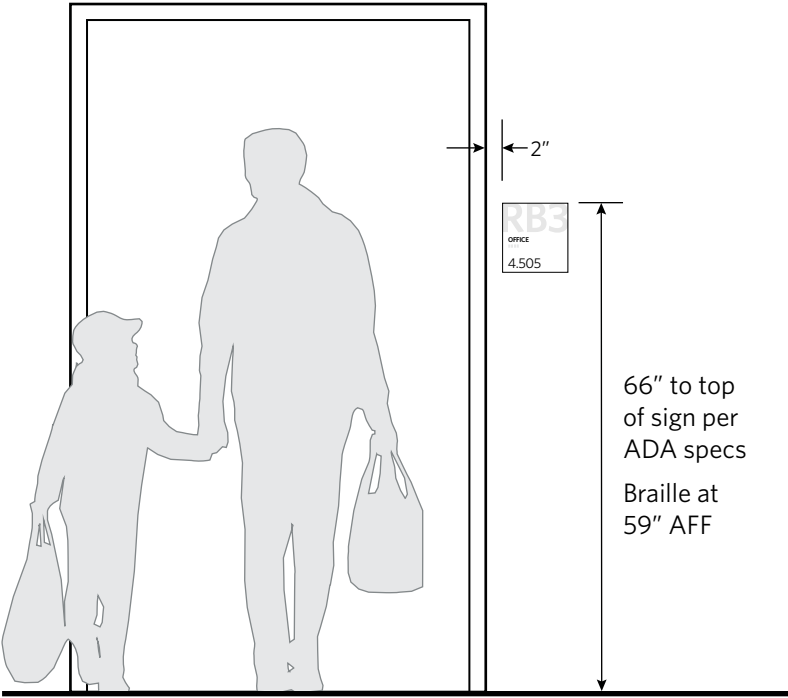
Sign fabricator to submit Deboss sign sample for approval for any project involving the "RB#" Deboss





Sign Style RB-A2.a (one line layout)

**Note:** Confirm with **NCH Interiors Team** suite naming conventions (Building/Level/Suite)



RB-A2 (example for RB1)




RB-A2 (example for RB2)



RB-A2 (example for RB3)



RB-A2 (example for RB4)



RB-A2.b (two line layout)



**NCH Master  
Interior Sign Standards**

Design Guidelines  
Drawing Package

**Research Building  
Addendum**

**Deboss Room Sign**

**Sign Style RB-A2**

Research Only

If you have questions  
please consult with  
NCH Interiors Team.

The purpose of these guidelines is to provide clarity and consistency with development of interior signage. The sign vendor awarded the contract by Nationwide Children's Hospital (NCH) and its approved sub-contractors, accepts total responsibility for final control drawings, engineering, materials selection, and sign fabrication and installation based on latest state and federal building codes for each specific location.

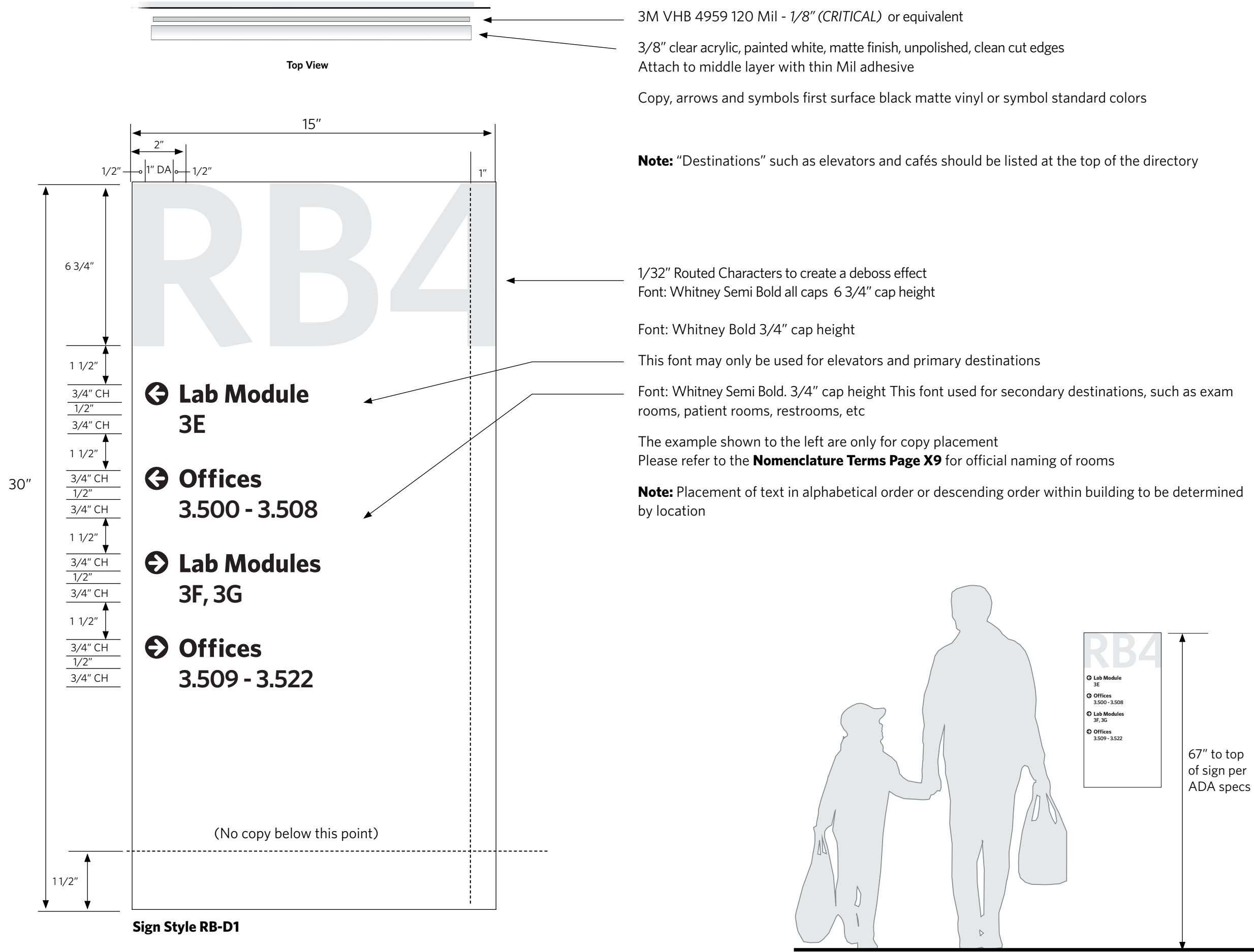
NCH assumes no responsibility for final engineering, materials not specified herein, sign fabrication and installation, or use of any non-compliant NCH signs or products developed without prior written consent from NCH. NCH hereby disclaims any and all expressed or implied warranties if these drawings are used for any purpose other than to provide design direction to NCH sign contractors and their sub-contractors.

The drawings within this document are for the exclusive use of NCH. Any other use of these drawings, in whole or in part, without the prior written consent of NCH is prohibited.

Revision Date: **2025 0401**

Page **67**

Drawing No: **RB-A2.00**



Interior Signage & Wayfinding Guidelines

Design Intent Drawing Package

Research Building Addendum

Wall Directory Debossed

Sign Style RB-D1

Research Only

If you have questions please consult with NCH Interiors Team.

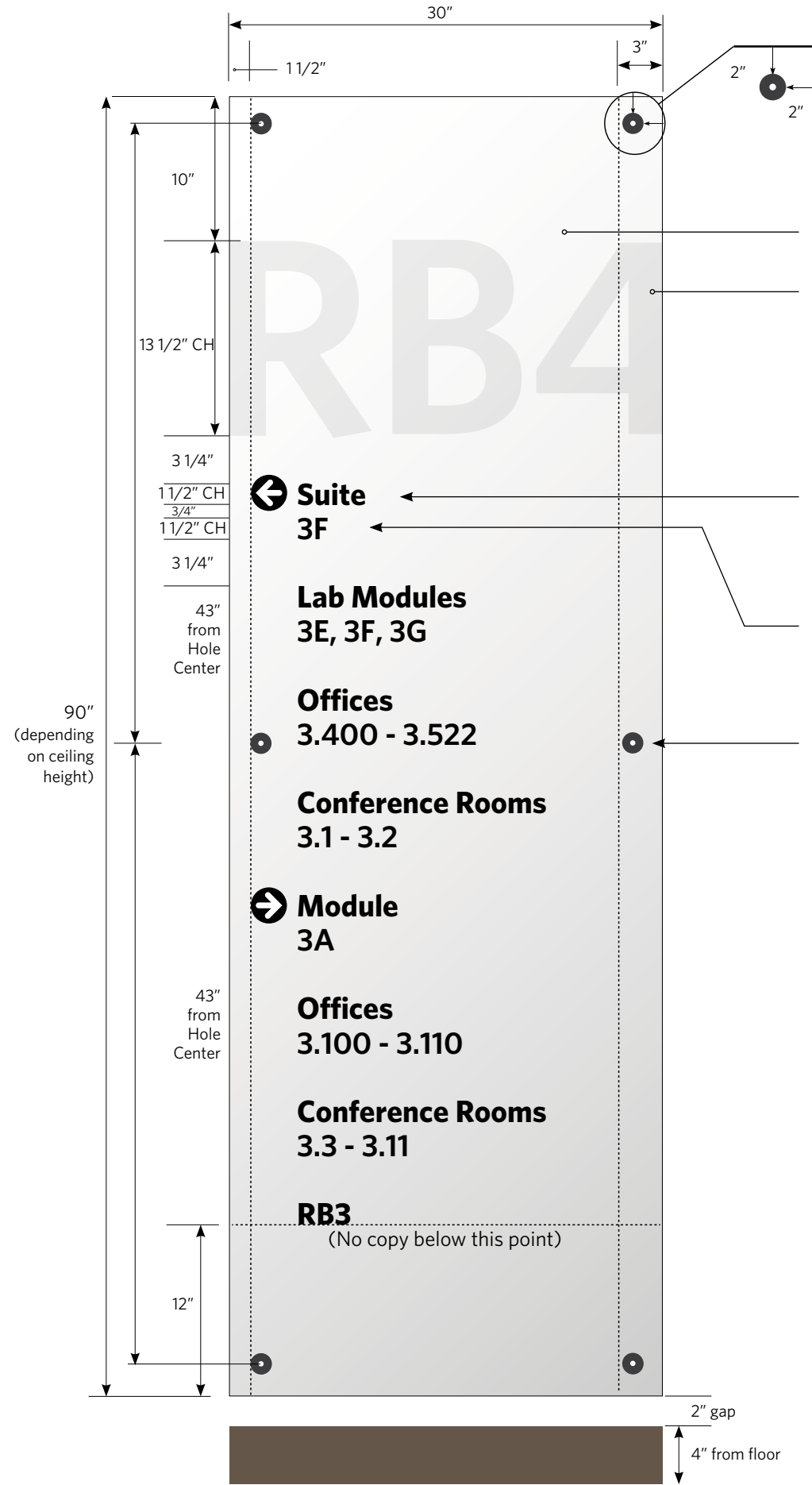
The purpose of this design is to provide clarity drawings to provide visual design intent to signage. The design of the signage is provided by the Nationwide Children's Hospital (NCH) and is provided as a submittal to the architect. The architect is responsible for final selection, installation, and fabrication of the signage based on the latest state and federal building codes for this specific location.

NCH assumes no responsibility for final engineering, fabrication, or installation of the signage. The architect is responsible for final selection, installation, and fabrication of the signage based on the latest state and federal building codes for this specific location. The design of the signage is provided by the Nationwide Children's Hospital (NCH) and is provided as a submittal to the architect. The architect is responsible for final selection, installation, and fabrication of the signage based on the latest state and federal building codes for this specific location.

Revision Date: 2025 0401

Page 68

Drawing No: RB-D1.00



**Note:** Placement of text in alphabetical order or descending order within building to be determined by location

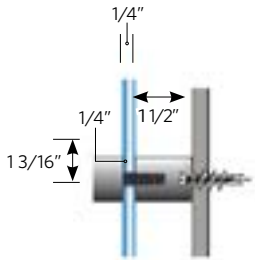
1/4" Clear acrylic, Laser clean cut edges

Font: Whitney Semi Bold, 13 1/2" cap height  
Dusted Crystal, Second Surface

Font: Whitney Bold  
11 1/2" cap height 3M Scotchcal Matte Black Cut Vinyl  
First Surface

Font: Whitney Semi Bold  
11 1/2" cap height 3M Scotchcal Matte Black Cut Vinyl  
First Surface

(6) Brushed Stainless Steel  
Standoff Hardware:  
1/4" X 1-3/16 (Cap)  
1-3/16" X 1- 1/2" (Barrel)  
3/16" Stud connector  
#8 Countersink screw in EZ anchor



Side View

**NCH Master  
Interior Sign Standards**

Design Guidelines  
Drawing Package

**Research Building  
Addendum**

**Wall Directory Large**

**Sign Style RB-D3**

Research Only

If you have questions  
please consult with  
NCH Interiors Team.

The purpose of these guidelines is to provide clarity and consistency with development of interior signage. The sign vendor awarded the contract by Nationwide Children's Hospital (NCH) and its approved sub-contractors, accepts total responsibility for final control drawings, engineering, materials selection, and sign fabrication and installation based on latest state and federal building codes for each specific location.

NCH assumes no responsibility for final engineering, materials not specified herein, sign fabrication and installation, or use of any non-compliant NCH signs or products developed without prior written consent from NCH. NCH hereby disclaims any and all expressed or implied warranties if these drawings are used for any purpose other than to provide design direction to NCH sign contractors and their sub-contractors.

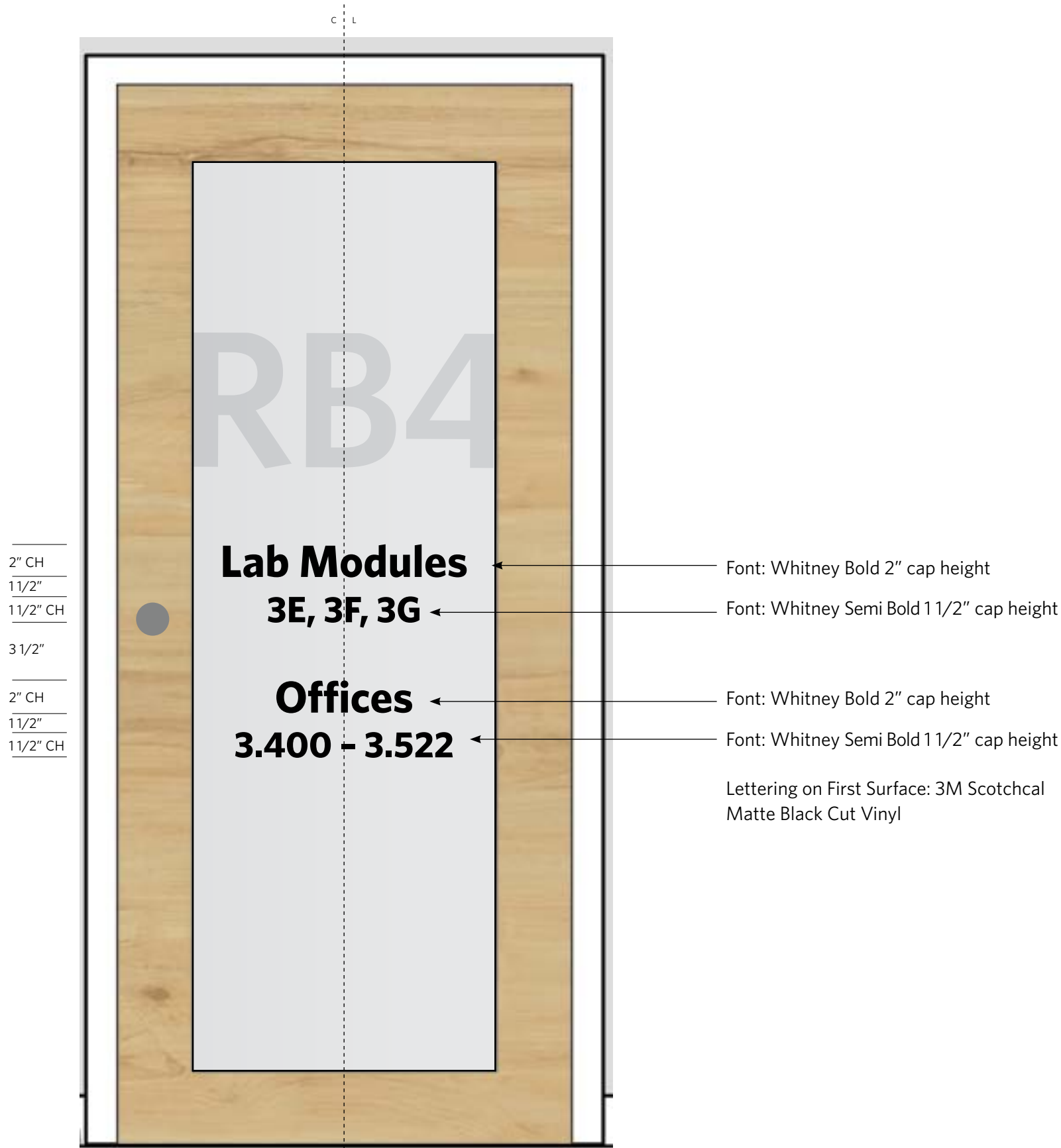
The drawings within this document are for the exclusive use of NCH. Any other use of these drawings, in whole or in part, without the prior written consent of NCH is prohibited.

Revision Date: **2025 0401**

Page **69**

Drawing No: **RB-D3.00**





Sign Style RB-V1 (example)

Interior Signage & Wayfinding Guidelines

Design Intent  
Drawing Package

Research Building  
Addendum

Door Vinyl Graphics

Sign Style RB-V1

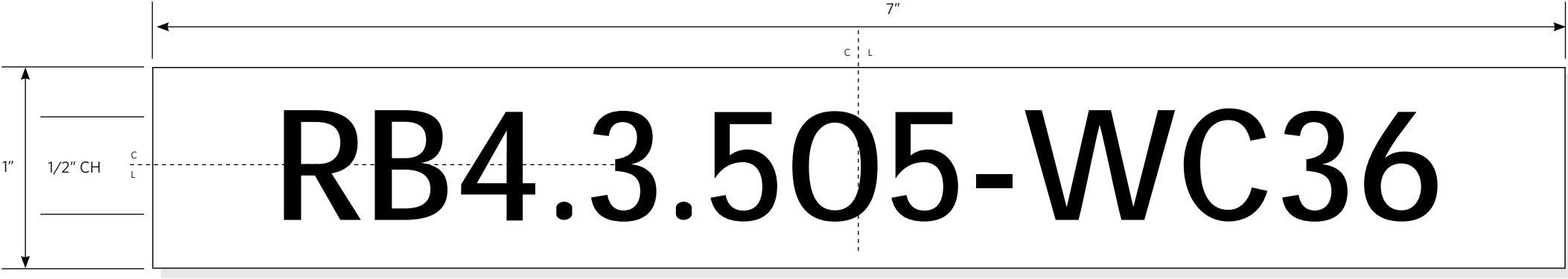
Research Only

If you have questions  
please consult with  
NCH Interiors Team.

The purpose of these guidelines is to provide clarity and consistency with development of interior signage. The sign vendor awarded the contract by Nationwide Children's Hospital (NCH) and its approved sub-contractors, accepts total responsibility for final control drawings, engineering, materials selection, and sign fabrication and installation based on latest state and federal building codes for each specific location.

NCH assumes no responsibility for final engineering, materials not specified herein, sign fabrication and installation, or use of any non-compliant NCH signs or products developed without prior written consent from NCH. NCH hereby disclaims any and all expressed or implied warranties if these drawings are used for any purpose other than to provide design direction to NCH sign contractors and their sub-contractors.

The drawings within this document are for the exclusive use of NCH. Any other use of these drawings, in whole or in part, without the prior written consent of NCH is prohibited.




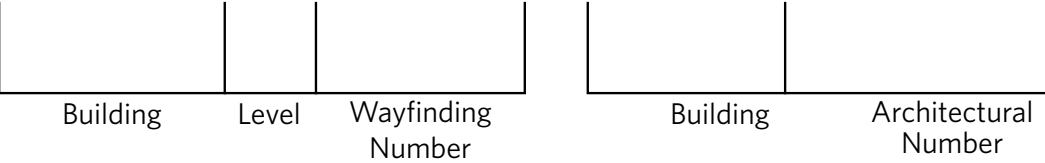
Sign Style RB-F1.a  
Wayfinding Identifier

Font: Whitney Semi Bold  
1/2" cap height

Clear vinyl with black  
screened or digitally  
printed room designation

RB4.3.505-WC3638

Font: Whitney Semi Bold 1/2"  
cap height



To be installed in all on  
campus, off campus and  
leased NCH facilities

On anodized door frames  
use clear vinyl with black  
room designation

Mounted on frame,  
latch side

**Note:** These signs are part  
of the signage package



Interior Signage &  
Wayfinding Guidelines

Design Intent  
Drawing Package

Facilities  
Identification Tags

Door Identification Tag

Sign Style RB-F1a

If you have questions  
please consult with  
NCH Interiors Team.

The purpose of these guidelines is to provide clarity and consistency with development of interior signage. The sign vendor awarded the contract by Nationwide Children's Hospital (NCH) and its approved sub-contractors, accepts total responsibility for final control drawings, engineering, materials selection, and sign fabrication and installation based on latest state and federal building codes for each specific location.

NCH assumes no responsibility for final engineering, materials not specified herein, sign fabrication and installation, or use of any non-compliant NCH signs or products developed without prior written consent from NCH. NCH hereby disclaims any and all expressed or implied warranties if these drawings are used for any purpose other than to provide design direction to NCH sign contractors and their sub-contractors.

The drawings within this document are for the exclusive use of NCH. Any other use of these drawings, in whole or in part, without the prior written consent of NCH is prohibited.

Revision Date: 2025 0401

Page 71

Drawing No: RB-F1a



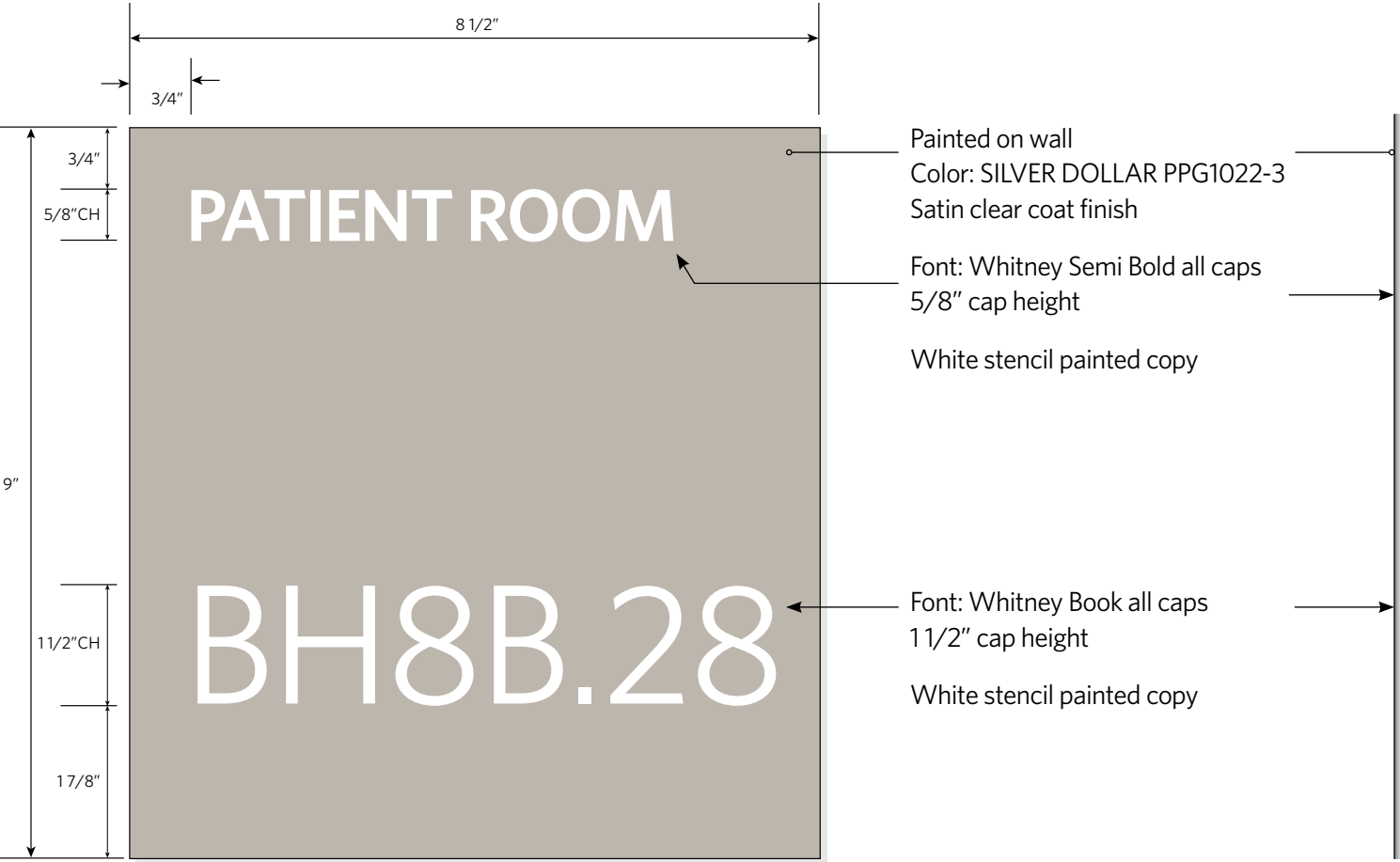
# NATIONWIDE CHILDREN'S

*When your child needs a hospital, everything matters.*

## **Interior Signage & Wayfinding Guidelines** **Behavioral Health Pavilion Addendum**

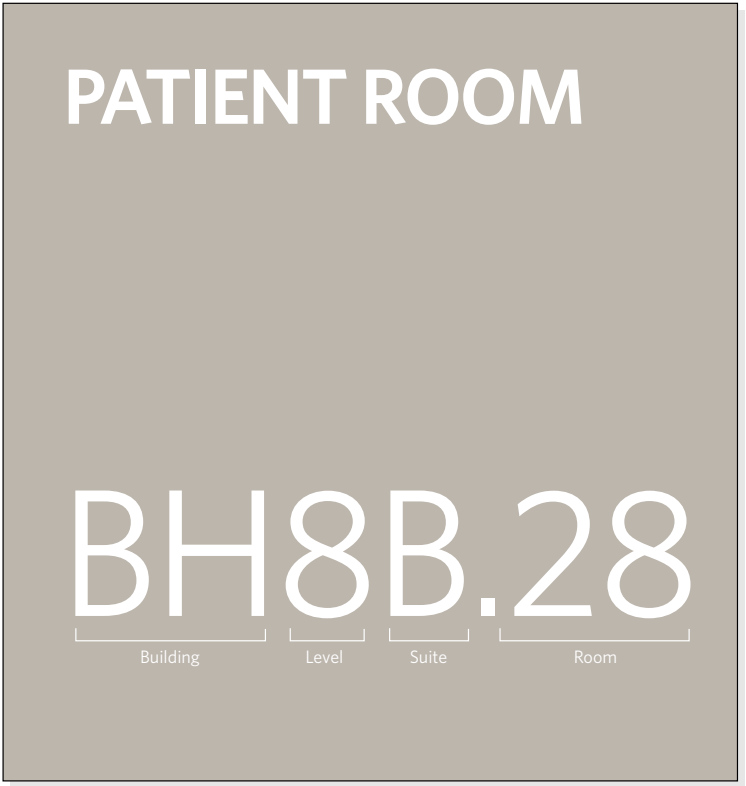
These signs are developed for Inpatient care. Use is to be dictated by risk assessment.



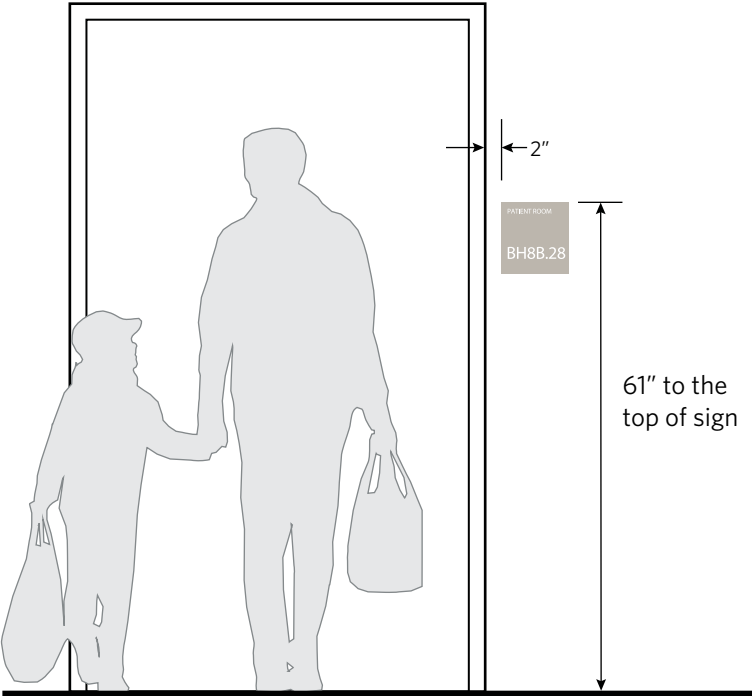


Sign Style BH-A2

Side View



Room Numbering Convention



Sign Style BH-A2 (Paint Process)



NCH Master  
Interior Sign Standards

Design Guidelines  
Drawing Package

Behavioral Health  
Pavilion Addendum

Painted Room Sign  
with Number Identification

Sign Style BH-A2

Behavioral Health  
Facilities

If you have questions  
please consult with  
NCH Interiors Team.

The purpose of these guidelines is to provide clarity and consistency with development of interior signage. The sign vendor awarded the contract by Nationwide Children's Hospital (NCH) and its approved sub-contractors, accepts total responsibility for final control drawings, engineering, materials selection, and sign fabrication and installation based on latest state and federal building codes for each specific location.

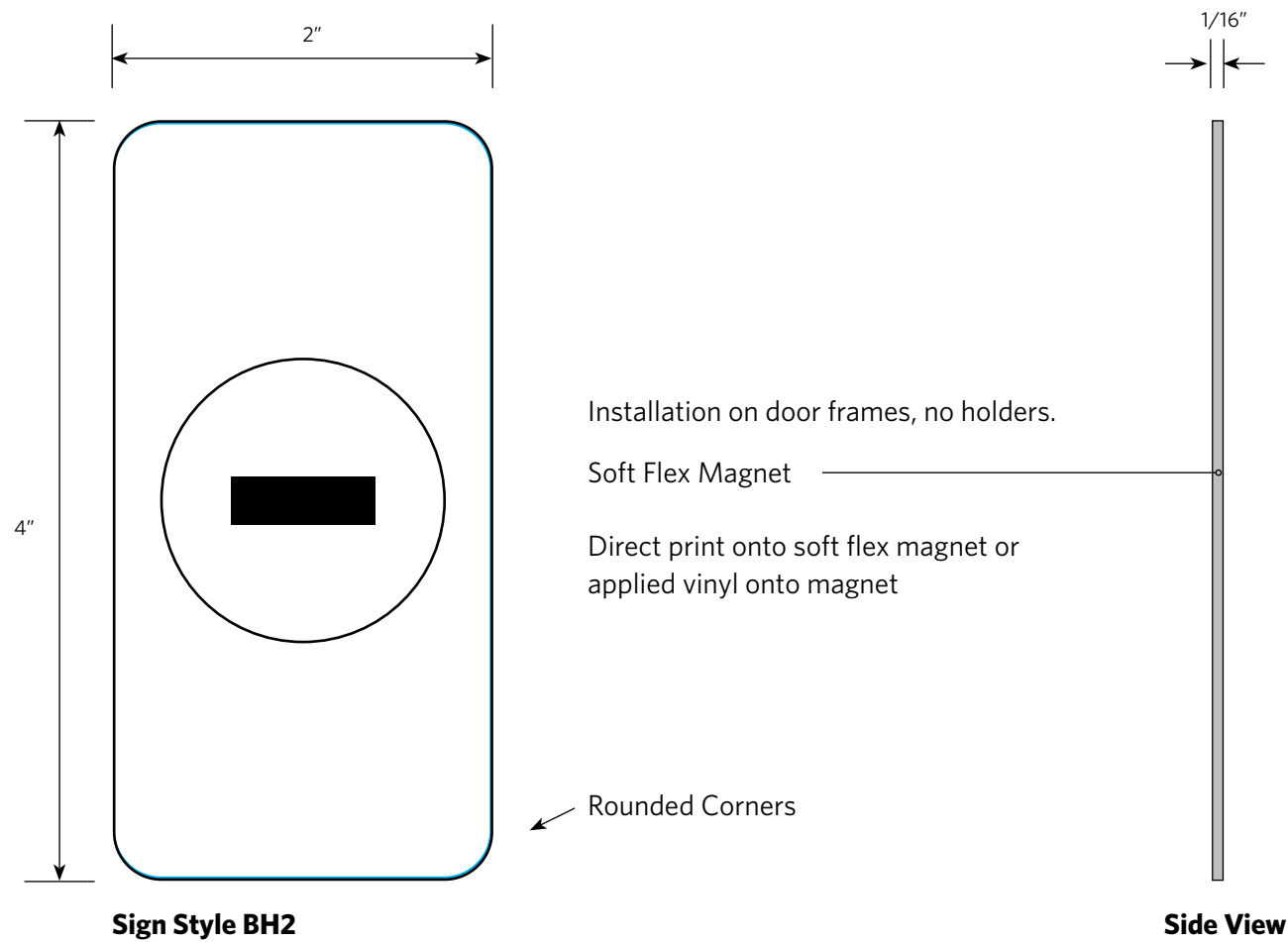
NCH assumes no responsibility for final engineering, materials not specified herein, sign fabrication and installation, or use of any non-compliant NCH signs or products developed without prior written consent from NCH. NCH hereby disclaims any and all expressed or implied warranties if these drawings are used for any purpose other than to provide design direction to NCH sign contractors and their sub-contractors.

The drawings within this document are for the exclusive use of NCH. Any other use of these drawings, in whole or in part, without the prior written consent of NCH is prohibited.

Revision Date: 2025 0401

Page 73

Drawing No: BH-A2.00



**For use in Behavioral Health areas only**

Please see **NCH Interiors Team** for most current catalog of Behavioral Health Precautionary Magnets



**NCH Master  
Interior Sign Standards**

Design Guidelines  
Drawing Package

**Behavioral Health  
Pavilion Addendum**

**Precautionary Magnets**

**Sign Style BH2**

Behavioral Health  
Facilities

If you have questions  
please consult with  
NCH Interiors Team.

The purpose of these guidelines is to provide clarity and consistency with development of interior signage. The sign vendor awarded the contract by Nationwide Children's Hospital (NCH) and its approved sub-contractors, accepts total responsibility for final control drawings, engineering, materials selection, and sign fabrication and installation based on latest state and federal building codes for each specific location.

NCH assumes no responsibility for final engineering, materials not specified herein, sign fabrication and installation, or use of any non-compliant NCH signs or products developed without prior written consent from NCH. NCH hereby disclaims any and all expressed or implied warranties if these drawings are used for any purpose other than to provide design direction to NCH sign contractors and their sub-contractors.

The drawings within this document are for the exclusive use of NCH. Any other use of these drawings, in whole or in part, without the prior written consent of NCH is prohibited.