



NATIONWIDE CHILDREN'S

When your child needs a hospital, everything matters.

NCH Master Exterior Sign Standards Design Guidelines Drawing Package

Created for Architects, Designers and Sign Companies by:

Nationwide Children's Hospital Engineering Services Department

Ross Hall, Room 4000 614.355.1600

Revision Date: **2025 0318**

The intent of this document is to establish exterior sign standards which must be followed to maintain brand continuity and wayfinding effectiveness. Architects, designers and sign companies are to discuss and receive approval from the Nationwide Children's Hospital NCH Interiors Team prior to execution.



Dwg #	Content	Page #
Table of Contents		
X1.00	Introduction Abbreviations and Terms Document Revision Notes	2
X2.00	Program Conditions, Bid Criteria General Notes	3
X3.00	Nationwide Children’s Logo Usage	4
X4.00	Nationwide Children’s Logo Usage - Co-branding with Partner Logos	5
X5.00	Approved Signage Fonts	6
X6.00	Approved Color Palette	7
X7.00	Arrows and Symbols Artwork	8
X8.00	Parking Garage Animal Friends	9
X9.00	Message Schedule, Placement Plan & Reference Key	10
Wall Signs		
Campus Primary Identification		
0100	Stacked Logo Internally Illuminated	11
0101	Horizontal Logo Internally Illuminated	12
0102	Butterflies Alone Internally Illuminated	13
0103	Logo & Descriptor Internally Illuminated	14
0104	Co-Branding Internally Illuminated	15
0105	Cabinet Logo Internally Illuminated	16
0106	Cabinet Logo & Descriptor with Address Internally Illuminated	17
0107	Cabinet Co-Branding Internally Illuminated	18
Facility Primary Identification		
0200	Institute/Donor Name Internally Illuminated	19
0201	Emergency Internally Illuminated	20
Facility Entrance Identification		
0250	Institute/Building Name with Address - Illuminated	21
0251	Institute/Building Name with Address - Non-Illuminated	22

Dwg #	Content	Page #
Ground Signs		
Campus Identification		
0400	Campus Landmark Internally Illuminated	23
0401	Monument Internally Illuminated Non Illuminated	24
Vehicular Directional		
0500	Primary Directional Internally Illuminated	25
0600	Secondary Directional Internally Illuminated	26
0700	Tertiary Directional Post & Panel - Reflective	27
0701	Tertiary Directional Pole Mounted - Reflective	28
Regulatory Signs		
Note:	Please refer to ODOT Sign Designs and Markings Manual (SDMM) July 17, 2020 Revision for design details not shown in these guidelines. All traffic control signs must comply with MUTCD-OH	
0900	Base & Post Options	29
0901	FDC Connection Reflective	30
0902	FDC Connection Reflective	31
0903	ODOT - Reflective Crosswalk No Crossing Custom and DOT Stop	32
0904	ODOT - Reflective Continuous Right Turn Do Not Enter Wrong Way Left Right Turn Only No Left Right Turn Roundabout Keep Left/Right Speed Limit Yield One Way	33

Dwg #	Content	Page #
Informational Parking Signs		
Note:	Please refer to ODOT Sign Designs and Markings Manual (SDMM) July 17, 2020 Revision for design details not shown in these guidelines. All traffic control signs must comply with MUTCD-OH	
1001	ODOT Limited and Restrictive Parking Reflective	34
1002	Custom Limited and Restrictive Parking Reflective	35
1003	Custom Limited Parking and Protective Services Reflective	36
1004	Parking Lot Identification Reflective	37
Informational Portable Signs		
1050	Informational Signs - Reflective Patient Drop-off Valet Parking Shuttle Stop Zero Hero Beware of Ice	38
1060	Valet Podium - Large	39
1061	Valet Podium - Small	40
Vinyl Signs		
V1.0	Building Numbers	41
V5.0	Building Entrance	42
V6.0	No Smoking No Firearms Door Vinyl	43
V7.0	Bollard Vinyl	44
V8.0	Magnetometer Door Vinyl	45
V9.0	Exterior Building ID Door Tag	46
Garage Exterior Signs		
0300	Garage Entrance Identification with Space Counter Internally Illuminated	47
0301	Single and Two Lane Entrance Portal Internally Illuminated	48
0302	Single Lane Secondary Entrance	49

Dwg #	Content	Page #
Garage Interior Signs		
Pedestrian		
G1.00	Stair Plaque	50
S2.00	Stairwell Level ID Sign	51
G1.01	Elevator In Case of Fire Plaque	52
G1.02	Elevator Level Signs	53
G1.03	16” Square Plaques	54
G1.04	16”x32” Protective Services Plaque	55
G1.06	Emergency Phone Decal	56
G1.09	Room Plaques	57
Vehicular		
G1.25	Accessible Plaque Regulatory Reflective	58
G1.28	Clearance Bump Bar	59
G1.30	Overhead Directional	60
Marketing Signage		
TM1	Temporary Construction Site Signage	61
TM2	Temporary Construction Site Banner	62
TM3	Temporary Construction Site Yard Sign	63



NCH Master Exterior Sign Standards

Design Guidelines Drawing Package

Table Of Contents

This is an interactive table of contents.

Click on a drawing listing to access that page directly.

If you have questions please consult with NCH Interiors Team.

The purpose of these guidelines is to provide clarity and consistency with development of exterior signage. The sign vendor awarded the contract by Nationwide Children's Hospital (NCH) and its approved sub-contractors, accepts total responsibility for final control drawings, engineering, materials selection, and sign fabrication and installation based on latest state and federal building codes for each specific location.

NCH assumes no responsibility for final engineering, materials not specified herein, sign fabrication and installation, or use of any non-compliant NCH signs or products developed without prior written consent from NCH. NCH hereby disclaims any and all expressed or implied warranties if these drawings are used for any purpose other than to provide design direction to NCH sign contractors and their sub-contractors.

The drawings within this document are for the exclusive use of NCH. Any other use of these drawings, in whole or in part, without the prior written consent of NCH is prohibited.

EVERYTHING MATTERS.

An unprecedented amount of thought and effort went into the creation of this hospital system. All of which is reflected in a brand that captures our passion. Our purpose. And our commitment to achieving the best outcomes possible for each and every child in our care.

These Exterior Signage and Wayfinding Guidelines are essential in order to reinforce and maintain continuity of the Nationwide Children’s Hospital brand. To reflect the quality of care provided at Nationwide Children’s Hospital (NCH) the Exterior Signage and Wayfinding Guidelines have been established to align with the NCH environmental brand.

The intent is to provide clear, concise, and consistent information for the first-time visitor to any of our facilities.

Our guidelines are always evolving. We ask that you please check with the NCH Interiors Team to make sure you have the most recent copy of this document.

These Exterior Signage and Wayfinding Guidelines were created to enable NCH Interiors Team and Nationwide Children’s approved sign companies to:

- streamline the process
- document NCH standards
- create a tool for Vendor’s use
- allow for competitive bidding on projects

Abbreviations & Terms

Throughout this document there are abbreviations and terms that relate to specific traits of each sign and its fabrication. The following is a guide to assist in understanding these abbreviations:

3M®	Manufacturer of vinyl
3M VHB™	3M’s trade name for Very High Bond
Acrylic	Plastic either clear or opaque
ADA	Americans with Disabilities Act
Adobe®	Adobe Systems Software
AHJ	Authority Having Jurisdiction
Akzo Nobel®	Sign paint manufacturer
Applique	Rowmark tactile letters/numbers
Avery®	Avery Dennison
Braille	Tactile writing system
Button	Sign extending from wall/ceiling
CAD	Computer Aided Design
Cap Height	Capital letter height
CT	Computer Tomography (X-ray CT)
DOT	Department of Transportation
Finger hole	Semicircular hole for grasping insert
Grade II	Contracted/shortened braille
Grain	Direction of pattern
Hydrovac	Excavation using high pressure water and vacuum
Illustrator (ai)	Adobe Illustrator vector program
Laminated	Layer of plastic protection
LED	Light Emitting Diode
Matthews®	Sign paint manufacturer
MRI	Magnetic Resonance Imaging
MUTCD-OH	Manual on Uniform Traffic Control Devices - Ohio
NCH	Nationwide Children’s Hospital

Oracal®	Manufacturer of vinyl
OSHA®	Occupational Safety and Health Administration
Pantone®	Pantone Matching System
PDF	Adobe® Portable Document Format
Plastex®	Brand name for non-glare acrylic
PMS®	Pantone Matching System®
PPG®	Pittsburgh Plate Glass Paint
PVC	Polyvinyl Chloride
RAL	Powder Coating Color System
Raster® Bead	Process of creating Braille
Recessed	Receding part or area
Rowmark	Engravable sheet plastic
Sintra	Lightweight closed cell PVC
Slider	Used to offer Occupied/ Available, Clean/Soiled or Available/In Session options
Snap Frame	Style of stock sign frame
Stud	Projecting metal or plastic for mounting
Static Cling	Form of static charged vinyl for glass
Tactile	Raised letters/numbers for sight impaired
U Channel	Metal U shaped channel
UL	Underwriters Laboratories
Wilson Art®	Laminate manufacturer



NCH Master Exterior Sign Standards

Design Guidelines Drawing Package

Introduction Abbreviations & Terms

If you have questions please consult with NCH Interiors Team.

The purpose of these guidelines is to provide clarity and consistency with development of exterior signage. The sign vendor awarded the contract by Nationwide Children’s Hospital (NCH) and its approved sub-contractors, accepts total responsibility for final control drawings, engineering, materials selection, and sign fabrication and installation based on latest state and federal building codes for each specific location.

NCH assumes no responsibility for final engineering, materials not specified herein, sign fabrication and installation, or use of any non-compliant NCH signs or products developed without prior written consent from NCH. NCH hereby disclaims any and all expressed or implied warranties if these drawings are used for any purpose other than to provide design direction to NCH sign contractors and their sub-contractors.

The drawings within this document are for the exclusive use of NCH. Any other use of these drawings, in whole or in part, without the prior written consent of NCH is prohibited.

Program Conditions/Bid Criteria/General Notes

1.0 Introduction

It is the responsibility of the Architect and Sign Contractor(s) to become thoroughly familiar with the nature of the signage work to be performed. Site walk-throughs may be coordinated with the Nationwide Children’s Hospital (NCH) NCH Interiors Team.

Note: Sign Contractor shall also refer to the Terms and Conditions as provided by the Nationwide Children’s Hospital NCH Interiors Team on a per-project basis.

2.0 Design Intent Documentation

Do not scale these design drawings as they provide general guidance only. The Sign Contractor must produce final engineering/fabrication drawings which conform to the overall design drawing as presented. After studying the drawings and support materials, the Sign Contractor may provide specific recommendations and/or modifications which will contribute to the enhanced quality and distinctive appearance of the program. Refer to the final message schedule for approved copy on all signs.

3.0 Scheduling

NCH Interiors Team will establish any scheduling priorities for installation of signs.

4.0 Field Verification

The Sign Contractor shall have total responsibility to field verify all dimensional information prior to producing engineering/fabrication drawings.

5.0 Site Signage Location Maps and Color Proofs

It is the responsibility of the Sign Contractor or Architect to provide NCH Interiors Teams the following:

- A. Site sign location map(s)of each sign and any power requirements noted by a ⚡ symbol for existing and a 🔌 symbol for new power.
- B. A message schedule of each sign content on projects having multiple versions of each sign type.
- C. Color proofs of all sign art generated prior to fabrication. These can be in print or PDF form. No project can proceed to fabrication without sign-offs from the NCH Interiors Team.

The NCH Interiors Team will provide direction on building names and possible sign content and coordinate with the Sign Contractor on nomenclature and wayfinding philosophy.

6.0 Quality Assurance

The Sign Contractor is responsible for the quality and delivery of all materials, workmanship and installation work required for the successful completion of the contract.

The Sign Contractor shall warrant all signage free of defects in material or workmanship and shall provide NCH with a warranty as per the Terms and Conditions of contract of supplementary conditions.

The Sign Contractor will be responsible for providing approved subcontractors with complete up-to-date drawings and all project support information.

The Sign Contractor/Architect shall notify NCH Interiors Team of any discrepancies in these design drawings, as well as in-field dimensions or conditions. Issues regarding message fit (line length) or accurate reproduction of the NCH logo must be brought to the attention of the NCH Interiors Team prior to execution.

UL required identification labels must be placed on a non-conspicuous sign surface for internally illuminated signs. The Sign Contractor shall provide the Owner with complete lamp and power supply replacement information, brand, type, wattage, color, etc. for LEDs for in-field servicing.

7.0 Permits/Code Compliance

Prior to production, the Sign Contractor shall secure all required permits, inspections, and tests for the construction and placement of signage as required by applicable governing authorities. Stamped engineering drawings must meet all structural requirements as dictated by the sign building codes for this region.

8.0 Materials and Lighting

All materials utilized in the construction of signage must take into consideration environmental conditions typical of this region. Sign panels must maintain surfaces free from oil canning, warping, distortion or any irregularities or inconsistencies. Fasteners must be concealed wherever practical and unless specified in this document, and must be fabricated from metals that are non-corrosive to either the sign materials or the mounting surface.

Sign materials selected for printing processes and materials for reproduction of digital images must include manufacturer’s performance criteria for approval, along with finished samples, prior to fabrication. All alternative sign material recommendations by the sign company will need to be evaluated.

All internal and external lighting should be 6500 K color balanced LEDs, with appropriate power supplies and transformers. Power supplies should be contained within UL certified junction boxes or within sign cabinets for easy access.

The Sign Contractor is responsible for even illumination without hot spotsor dark areas.

9.0 Samples/Submissions

The Sign Contractor may be required to produce actual sign prototypes and color spray-outs if requested by Owner to insure conformity to the overall design intent as presented. These samples must be approved by the NCH Interiors Team prior to fabrication.

10.0 Finishes and Corners

All sharp corners and edges must be softened on ground level signs to prevent injuries to patients, visitors and staff.

Matthews® Paint are the preferred paint system for NCH. All exposed finishes are to be matte.

3M,® Avery® and Oracal® Vinyl is specified for all opaque, translucent and reflective graphic film applications.

11.0 Security/Safety

The Sign Contractor shall adhere to a safety program and at all times enforce all safety codes and

standards required by OSHA and the State of Ohio, or any other applicable state or federal agency.

The Sign Contractor is responsible for the erection and dismantling of all barricades necessary to safeguard the public during installation, and for total protection of the work and materials installed. Installation plans and schedules shall be approved by NCH Interiors Team.

12.0 Site Preparation, Installation and Completion

The Sign Contractor shall contact all utilities and third party utility locators to mark all possible underground utilities prior to installing new foundations. Hydrovac excavation is an option based upon site location and potential underground utility issues.

Location of irrigation system to be coordinated with NCH Interiors Team.

All required sign foundations are to meet local/county codes and engineered by the Sign Contractor. All excavation and site work shall be returned to its original grade configuration after the sign components have been installed.

All debris and packing materials shall be removed and properly disposed of. Upon completion of the installation, all soiled sign surfaces must be cleaned in accordance with the manufacturer’s instructions and touched up as required.

13.0 Digital Control Drawing and Artwork Files

The official NCH signage logos, symbols and custom design graphic components will be furnished to the selected Sign Contractor as the original native vector (Illustrator) files.



NCH Master Exterior Sign Standards

Design Guidelines Drawing Package

Program Conditions Bid Criteria

This should be read by all sign vendors.

If you have questions please consult with NCH Interiors Team.

The purpose of these guidelines is to provide clarity and consistency with development of exterior signage. The sign vendor awarded the contract by Nationwide Children's Hospital (NCH) and its approved sub-contractors, accepts total responsibility for final control drawings, engineering, materials selection, and sign fabrication and installation based on latest state and federal building codes for each specific location.

NCH assumes no responsibility for final engineering, materials not specified herein, sign fabrication and installation, or use of any non-compliant NCH signs or products developed without prior written consent from NCH. NCH hereby disclaims any and all expressed or implied warranties if these drawings are used for any purpose other than to provide design direction to NCH sign contractors and their sub-contractors.

The drawings within this document are for the exclusive use of NCH. Any other use of these drawings, in whole or in part, without the prior written consent of NCH is prohibited.

Approved Horizontal Version (Standard signage)



Minimum required clear space

Approved Horizontal Version (Router Cut signage)
Butterfly Antennas Removed



Approved Butterflies Version (Router Cut signage)
Butterfly Antennas Removed



Minimum required clear space

*Tagline is not used in signage application

NOTE: Any signs using the Nationwide Children's Hospital logo will require a prototype for review/approval prior to fabrication.

All router cut signage should use logo file:
NCH Sign Logo_sm_cmyk_Contour Cut Signage_2024_1_8

Approved Stacked Version (Standard signage)



Minimum required clear space

Approved Stacked Version (Router Cut signage)
Butterfly Antennas Removed



Logo on White (preferred)



Logo on Black



Logo on Brick



Logo on Light Color



**NCH Master
Exterior Sign Standards**

Design Guidelines
Drawing Package

**Nationwide Children's
Logo Usage**

**These logos are not
to be recreated, altered,
modified.**

For reproduction quality
artwork, or if you have
questions please consult with
NCH Interiors Team.

The purpose of these guidelines is to provide clarity and consistency with development of exterior signage. The sign vendor awarded the contract by Nationwide Children's Hospital (NCH) and its approved sub-contractors, accepts total responsibility for final control drawings, engineering, materials selection, and sign fabrication and installation based on latest state and federal building codes for each specific location.

NCH assumes no responsibility for final engineering, materials not specified herein, sign fabrication and installation, or use of any non-compliant NCH signs or products developed without prior written consent from NCH. NCH hereby disclaims any and all expressed or implied warranties if these drawings are used for any purpose other than to provide design direction to NCH sign contractors and their sub-contractors.

The drawings within this document are for the exclusive use of NCH. Any other use of these drawings, in whole or in part, without the prior written consent of NCH is prohibited.

Revision Date: **2025 0318**

Page 4

Drawing No: **X3.00**


Minimum Distances Indicated



Example Horizontal Layout with Co-Brand Partner




Example Door Vinyl



Example Stacked Layout with Co-Brand Partner

Note: Default approach is with host hospital on top - to be confirmed by Project



Example Stacked Layout with Toledo



Example Horizontal Layout with Toledo

***Tagline is not used in signage application**

Layout for reference only. Final layout to be determined by location and approved by NCH Interiors Team.

NOTE: Any signs using the Nationwide Children's Hospital logo will require a prototype for review/approval prior to fabrication.



**NCH Master
Exterior Sign Standards**

Design Guidelines
Drawing Package

**Nationwide Children's
Logo Usage - Co-Branding
with Partner Logos**

**These logos are not
to be recreated, altered,
modified.**

For reproduction quality
artwork, or if you have
questions please consult with
NCH Interiors Team.

The purpose of these guidelines is to provide clarity and consistency with development of exterior signage. The sign vendor awarded the contract by Nationwide Children's Hospital (NCH) and its approved sub-contractors, accepts total responsibility for final control drawings, engineering, materials selection, and sign fabrication and installation based on latest state and federal building codes for each specific location.

NCH assumes no responsibility for final engineering, materials not specified herein, sign fabrication and installation, or use of any non-compliant NCH signs or products developed without prior written consent from NCH. NCH hereby disclaims any and all expressed or implied warranties if these drawings are used for any purpose other than to provide design direction to NCH sign contractors and their sub-contractors.

The drawings within this document are for the exclusive use of NCH. Any other use of these drawings, in whole or in part, without the prior written consent of NCH is prohibited.

Revision Date: **2025 0318**

Page 5

Drawing No: **X4.00**

ABCDEFGHIJKLMNOPQRSTUVWXYZ
abcdefghijklmnopqrstuvwxyz
1234567890(.?!&\$@\\)

Whitney Bold
Typically used for a primary message, such as letter forms and destinations.

ABCDEFGHIJKLMNOPQRSTUVWXYZ
abcdefghijklmnopqrstuvwxyz
1234567890(.?!&\$@\\)

Whitney Semibold
Typically used for building/facility primary, secondary identification, ground and garage interior signage.

ABCDEFGHIJKLMNOPQRSTUVWXYZ
abcdefghijklmnopqrstuvwxyz
1234567890(.?!&\$@\\)

Whitney Medium
Typically used for support or tertiary messages.

ABCDEFGHIJKLMNOPQRSTUVWXYZ
abcdefghijklmnopqrstuvwxyz
1234567890(.?!&\$@\\)

Clearview Hwy 1w
Used only for regulatory, parking and portable vehicular signage.

ABCDEFGHIJKLMNOPQRSTUVWXYZ
abcdefghijklmnopqrstuvwxyz
1234567890(.?!&\$@\\)

Clearview Hwy 2w
Used only for regulatory, parking and portable vehicular signage.



**NCH Master
Exterior Sign Standards**

Design Guidelines
Drawing Package

**Nationwide Children's
Approved Signage Font**

**These font families are the
only approved styles and
weights for signage.**

If you have questions
please consult the
NCH Interiors Team.

The purpose of these guidelines is to provide clarity and consistency with development of exterior signage. The sign vendor awarded the contract by Nationwide Children's Hospital (NCH) and its approved sub-contractors, accepts total responsibility for final control drawings, engineering, materials selection, and sign fabrication and installation based on latest state and federal building codes for each specific location.

NCH assumes no responsibility for final engineering, materials not specified herein, sign fabrication and installation, or use of any non-compliant NCH signs or products developed without prior written consent from NCH. NCH hereby disclaims any and all expressed or implied warranties if these drawings are used for any purpose other than to provide design direction to NCH sign contractors and their sub-contractors.

The drawings within this document are for the exclusive use of NCH. Any other use of these drawings, in whole or in part, without the prior written consent of NCH is prohibited.

X1

Pantone: NA
Acrylic Paint: Vendors to submit PMS paint color samples to NCH for approval.
Opaque Vinyl: 3M® 7125-10 White
Translucent Vinyl: NA

X2

Pantone: Black C
Acrylic Paint: Vendors to submit PMS paint color samples to NCH for approval.
Opaque Vinyl: 3M® 7125-22 Black
Translucent Vinyl: NA

X3

Pantone: 7528C
Acrylic Paint: Vendors to submit PMS paint color samples to NCH for approval.
Opaque Vinyl: NA
Translucent Vinyl: NA

X4

Pantone: 2935C
Acrylic Paint: Vendors to submit PMS paint color samples to NCH for approval.
Opaque Vinyl: Oracal 951-545 Ocean Blue
Translucent Vinyl: 3M® 3630-337 Process Blue

X5

Pantone: 279C
Acrylic Paint: Vendors to submit PMS paint color samples to NCH for approval.
Opaque Vinyl: Oracal 951-555 Glacier Blue
Translucent Vinyl: 3M® 3630-227 Azure Blue

X6

Pantone: 320C
Acrylic Paint: Vendors to submit PMS paint color samples to NCH for approval.
Opaque Vinyl: Oracal 751-066 Turquoise Blue
Translucent Vinyl: 3M® 3630-246 Teal Green

X7

Pantone: 375C (Contact NCH Interiors for this color reference)
Acrylic Paint: Vendors to submit PMS paint color samples to NCH for approval.
Opaque Vinyl: Gerber 220-136 Lime Green
Translucent Vinyl: 3M® 3630-136 Lime Green
Note: This color is used for Psychiatric Crisis Center use only.

X8

Pantone: 361C
Acrylic Paint: Vendors to submit PMS paint color samples to NCH for approval.
Opaque Vinyl: Oracal 951-602 Grass Green
Translucent Vinyl: 3M® 3630-106 Brilliant Green

X9

Pantone: 123C
Acrylic Paint: Vendors to submit PMS paint color samples to NCH for approval.
Opaque Vinyl: Oracal 951-209 Maize Yellow
Translucent Vinyl: 3M® 3630-235 Autumn Yellow

X10

Pantone: 144C
Acrylic Paint: Vendors to submit PMS paint color samples to NCH for approval.
Opaque Vinyl: Gerber 220-54 Light Orange
Translucent Vinyl: 3M® 3630-74 Kumquat Orange

X11

Pantone: 186C
Acrylic Paint: Vendors to submit PMS paint color samples to NCH for approval.
Opaque Vinyl: 3M® 7125-13 Tomato Red
Translucent Vinyl: 3M® 3630-33 Red

X13

Pantone: 205C
Acrylic Paint: Vendors to submit PMS paint color samples to NCH for approval.
Opaque Vinyl: Gerber 220-103 Magenta
Translucent Vinyl: 3M® 3630-78 Vivid Rose

X14

Pantone: 254C
Acrylic Paint: Vendors to submit PMS paint color samples to NCH for approval.
Opaque Vinyl: Gerber 220-98 Dark Violet
Translucent Vinyl: 3M® 3630-128 Plum Purple

X15

Pantone: 7447C (Contact NCH Interiors for this color reference)
Acrylic Paint: Vendors to submit PMS paint color samples to NCH for approval.
Opaque Vinyl: Gerber 220-48 Purple
Translucent Vinyl: 3M® 3630-158 Bright Violet

X16

Pantone: NA
Acrylic Paint Vendors to submit Brushed Aluminum paint color samples to NCH for approval.
Opaque Vinyl: Avery® SF 100-840-S Brushed Chrome
Translucent Vinyl: 3M® 3630-51 Silver Gray

X17

Pantone: 447C
Acrylic Paint: Vendors to submit PMS paint color samples to NCH for approval.
Opaque Vinyl: NA
Translucent Vinyl: NA



NCH Master
Exterior Sign Standards

Design Guidelines
Drawing Package

Approved Color Palette

These are the only
approved colors for
signage.

If you have questions
please consult with
NCH Interiors Team.

The purpose of these guidelines is to provide clarity and consistency with development of exterior signage. The sign vendor awarded the contract by Nationwide Children's Hospital (NCH) and its approved sub-contractors, accepts total responsibility for final control drawings, engineering, materials selection, and sign fabrication and installation based on latest state and federal building codes for each specific location.


NCH assumes no responsibility for final engineering, materials not specified herein, sign fabrication and installation, or use of any non-compliant NCH signs or products developed without prior written consent from NCH. NCH hereby disclaims any and all expressed or implied warranties if these drawings are used for any purpose other than to provide design direction to NCH sign contractors and their sub-contractors.

The drawings within this document are for the exclusive use of NCH. Any other use of these drawings, in whole or in part, without the prior written consent of NCH is prohibited.

Revision Date: 2025 0318

Page 7


Drawing No: X6.00




1




2




3




4




5




6



7



8



9



10




11



12



13



14



15




16



17



18




19



20



21



22



23



24



25



26



27

1-9 Directional Arrows
10 Information
11 Parking
12 Caution
13 Flammable
14 Recycle

15 Trash Receptacle
16 Slip, Trip & Fall
17 No Smoking
18 Handicap Accessible
19 Stair
20 Elevator

21 No Parking
22 Do Not Enter
23 Tow Away Zone
24 Patient Drop-off
25 Car Charging
26 Truck
27 Bus



**NCH Master
Exterior Sign Standards**

Design Guidelines
Drawing Package

**Arrows & Symbols
Artwork**

**These are the only
approved arrows
and symbols for
exterior signage.**

If you have questions
please consult with
NCH Interiors Team.

The purpose of these guidelines is to provide clarity and consistency with development of exterior signage. The sign vendor awarded the contract by Nationwide Children's Hospital (NCH) and its approved sub-contractors, accepts total responsibility for final control drawings, engineering, materials selection, and sign fabrication and installation based on latest state and federal building codes for each specific location.

NCH assumes no responsibility for final engineering, materials not specified herein, sign fabrication and installation, or use of any non-compliant NCH signs or products developed without prior written consent from NCH. NCH hereby disclaims any and all expressed or implied warranties if these drawings are used for any purpose other than to provide design direction to NCH sign contractors and their sub-contractors.

The drawings within this document are for the exclusive use of NCH. Any other use of these drawings, in whole or in part, without the prior written consent of NCH is prohibited.


Revision Date: **2025 0318**

Page 8


Drawing No: **X7.00**



P2




P1



1



2



3



4



5



6



7

Parking Levels

P2 Level P2 Frog
P1 Level P1 Snail

1 Level 1 Butterfly
2 Level 2 Rabbit
3 Level 3 Turtle
4 Level 4 Squirrel
5 Level 5 Bird
6 Level 6 Dragonfly
7 Level 7 Owl

Note: Parking Levels

P2-P1 = Underground
1-7 = Above ground

Parking level number and animal friends scaled to the architecture, keep the size of the numbers consistent. Contour cut vinyl.

**NCH Master
Exterior Sign Standards**

Design Guidelines
Drawing Package

**Parking Garage
Animal Friends**

If you have questions
please consult with
NCH Interiors Team.

The purpose of these guidelines is to provide clarity and consistency with development of exterior signage. The sign vendor awarded the contract by Nationwide Children's Hospital (NCH) and its approved sub-contractors, accepts total responsibility for final control drawings, engineering, materials selection, and sign fabrication and installation based on latest state and federal building codes for each specific location.

NCH assumes no responsibility for final engineering, materials not specified herein, sign fabrication and installation, or use of any non-compliant NCH signs or products developed without prior written consent from NCH. NCH hereby disclaims any and all expressed or implied warranties if these drawings are used for any purpose other than to provide design direction to NCH sign contractors and their sub-contractors.

The drawings within this document are for the exclusive use of NCH. Any other use of these drawings, in whole or in part, without the prior written consent of NCH is prohibited.

Revision Date: **2025 0318**

Page 9

Drawing No: **X8.00**

Message Schedule

Created in Microsoft® Excel® or similar, each sign should be broken down by project name, building level and then by the following categories

- Sign Number and/or Room Number
- Room Function or Description
- Door Tag Number
- Sign Message
- Symbol Number
- Any additional comments

Questions should be directed to the NCH Interiors Team.

Placement Plan

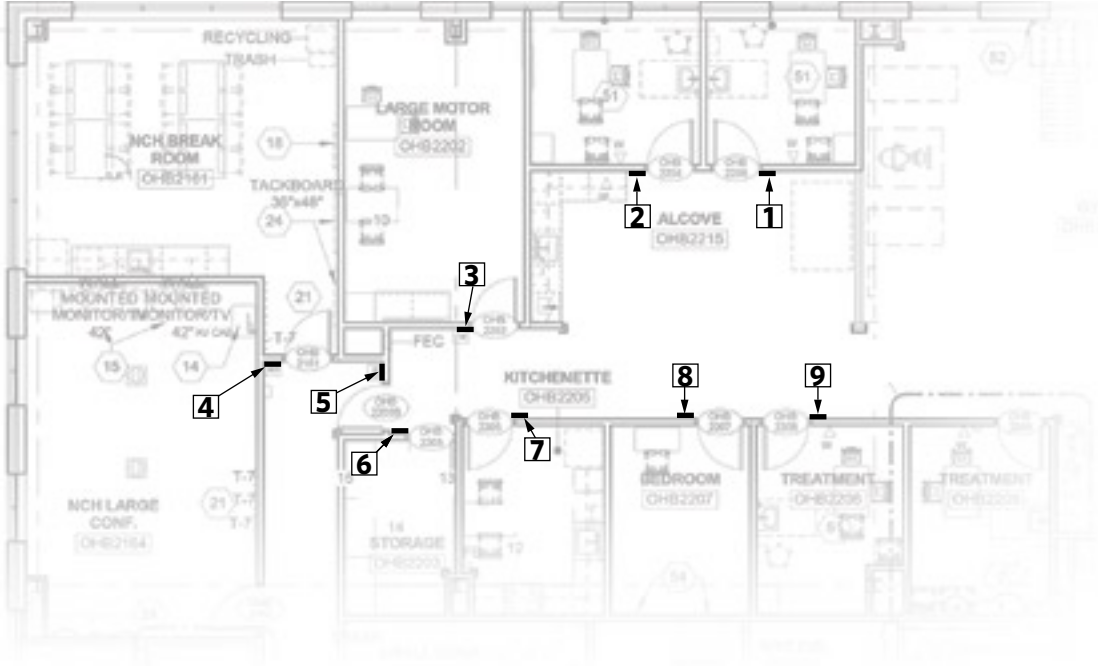
Each sign’s location should be indicated on a site plan, elevation and correspond to the message schedule. These plans and schedules will potentially be reviewed by individuals who are not familiar with reading an architectural floor plan, so special care should be given to making the plan as minimally complicated as possible.

Any questions on how best to approach this for first time vendors and designers should be directed toward the NCH Interiors Team.

Lewis Center 2nd Level New Clinic Buildouts Signage Schedule

Sign #	Room #	Room Function	Door Tag Ref F1	Reference Number	Message	Symbol	Comments
Level 02							
1	OHB2401	Conference Room	OHB2-OHB2401	A5	Conference Room (Braille), 7853 Pacer Drive, Lewis Center		Need verification:
2	OHB2406	Vitals	OHB2-OHB2406	A4 (similar)	Vitals, (Braille), #A		NO Leaf Burst
3	OHB2407	Treatment Room	OHB2-OHB2407	A4 & B1	Treatment Room (Braille), #1 & (3 Magnets Slots)		NO Leaf Burst
4	OHB2408	Treatment Room	OHB2-OHB2408	A4 & B1	Treatment Room (Braille), #2 & (3 Magnets Slots)		NO Leaf Burst
5	OHB2409	Treatment Room	OHB2-OHB2409	A4 & B1	Treatment Room (Braille), #3 & (3 Magnets Slots)		NO Leaf Burst
6	OHB2410	Treatment Room	OHB2-OHB2410	A4 & B1	Treatment Room (Braille), #4 &(3 Magnets Slots)		NO Leaf Burst
7	OHB2422	Vitals	OHB2-OHB2422	A4 (similar)	Vitals, (Braille), #B		NO Leaf Burst
8	OHB2433	Exam Room	OHB2-OHB2433	A4 & B1	Exam Room (Braille), #10 & (2 Magnets Slots)		NO Leaf Burst
9	OHB2436	Exam Room	OHB2-OHB2436	A4 & B1	Exam Room (Braille), #5 & (2 Magnets Slots)		NO Leaf Burst
10	OHB2437	Exam Room	OHB2-OHB2437	A4 & B1	Exam Room (Braille), #6 & (2 Magnets Slots)		NO Leaf Burst
11	OHB2438	Exam Room	OHB2-OHB2438	A4 & B1	Exam Room (Braille), #7, Eye Wash Station & (2 Magnets Slots)		NO Leaf Burst
12	OHB2439	Exam Room	OHB2-OHB2439	A4 & B1	Exam Room (Braille), #8 & (2 Magnets Slots)		NO Leaf Burst
13	OHB2440	Exam Room	OHB2-OHB2440	A4 & B1	Exam Room (Braille), #9 & (2 Magnets Slots)		NO Leaf Burst
14	OHB2441	Exam Room	OHB2-OHB2441	A4 & B1	Exam Room (Braille), #11 & (2 Magnets Slots)		NO Leaf Burst
15	OHB2442	Exam Room	OHB2-OHB2442	A4 & B1	Exam Room (Braille), #12, Eye Wash Station & (2 Magnets Slots)		NO Leaf Burst
16	OHB2443	Procedure Room	OHB2-OHB2443	A4 & B1	Procedure Room (Braille), #13 & (2 Magnets Slots)		NO Leaf Burst
17	OHB2444	Procedure Room	OHB2-OHB2444	A4 & B1	Procedure Room (Braille), #14 & (2 Magnets Slots)		NO Leaf Burst
18	OHB2427	Audiology	OHB2-OHB2427	A4 & B1	Audiology Room (Braille), #15 & (2 Magnets Slots)		NO Leaf Burst
19	OHB2427A	Audiology Booth	OHB2-OHB2427A		Sign Not required		
20	OHB2428	Decontamination	OHB2-OHB2428	A4	Decontamination Room (Braille), Eye Wash Station	Bio-Hazard	NO Leaf Burst
21	OHB2429	Sterilization	OHB2-OHB2429	A4	Sterilization Room (Braille), Eye Wash Station		NO Leaf Burst
22	OHB2430	Radiology	OHB2-OHB2430	A8 (similar)	Radiology Room (Braille), #16, Eye Wash Station	X-Ray (no wording)	NO Leaf Burst
23	OHB2430	Radiology	N/A	A8 (similar) & B1	Caution, If you have reason to believe that you may be pregnant, please notify the technologist. & (2 Magnet Slots)		NO Leaf Burst
24	OHB2431	Patient Restroom	OHB2-OHB2431	R1	Restroom (Braille)	Unisex	

(example)



NCH Master Exterior Sign Standards

Design Guidelines
Drawing Package

Message Schedule,
Placement Plan &
Reference Key

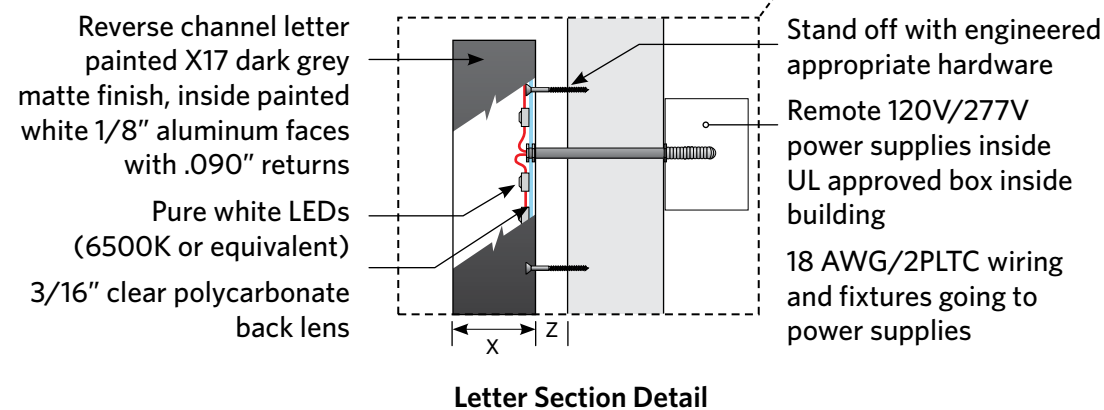
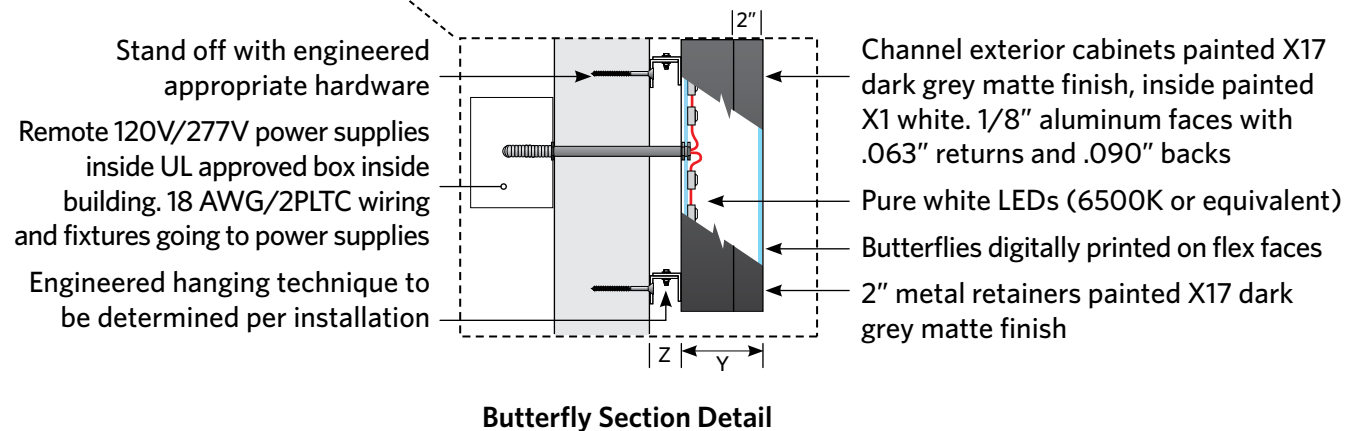
All vendors and designers are required to provide NCH Interiors Team with a comprehensive Message Schedule and Location Plan, identifying sign types and copy, at the beginning of a project.

If you have questions please consult with NCH Interiors Team.

The purpose of these guidelines is to provide clarity and consistency with development of exterior signage. The sign vendor awarded the contract by Nationwide Children's Hospital (NCH) and its approved sub-contractors, accepts total responsibility for final control drawings, engineering, materials selection, and sign fabrication and installation based on latest state and federal building codes for each specific location.

NCH assumes no responsibility for final engineering, materials not specified herein, sign fabrication and installation, or use of any non-compliant NCH signs or products developed without prior written consent from NCH. NCH hereby disclaims any and all expressed or implied warranties if these drawings are used for any purpose other than to provide design direction to NCH sign contractors and their sub-contractors.

The drawings within this document are for the exclusive use of NCH. Any other use of these drawings, in whole or in part, without the prior written consent of NCH is prohibited.



Note: Logo artwork is to be obtained from NCH and not created or modified in any way.

NCH will provide 120V/277V electrical circuits within five feet of the center of each sign. All exterior lighting circuits should be controlled by a photocell. Refer to NCH Design Requirements for additional information. Service disconnect to be located, when practical, on the interior of the building. Seal all penetrations per NCH Design Requirements.

This and all signs are to be installed in accordance with the requirements of Article 600 of the National Electrical Code and/or other applicable codes and municipality requirements. This would include proper grounding and bonding.

The Sign Company is to field verify all dimensions prior to engineering drawings and fabrication, and coordinate blocking and power requirements with the NCH Interiors Team.

Please read the disclaimer copy to the right in the document title block for details.

Scaled Dimensions Chart				
Cap Height (N)	Height of Butterflies (500% N)	Depth of Channel Letters (X)	Depth of Channel Cabinets (Y)	Distance from Wall (Z)
< 12"	< 5'	3"	3"	2"
1'-2'	> 5'-10'	4"	4"	2"
2'-5'	10'-25'	5"	5"	3"
5'-8'	25'-40'	6"	6"	3"



NCH Master Exterior Sign Standards

Design Guidelines
Drawing Package

Campus Primary
Identification
Internally Illuminated

Wall Sign

Stacked Logo

Individually Illuminated
Letters

If you have questions
please consult with
NCH Interiors Team.

The purpose of these guidelines is to provide clarity and consistency with development of exterior signage. The sign vendor awarded the contract by Nationwide Children's Hospital (NCH) and its approved sub-contractors, accepts total responsibility for final control drawings, engineering, materials selection, and sign fabrication and installation based on latest state and federal building codes for each specific location.

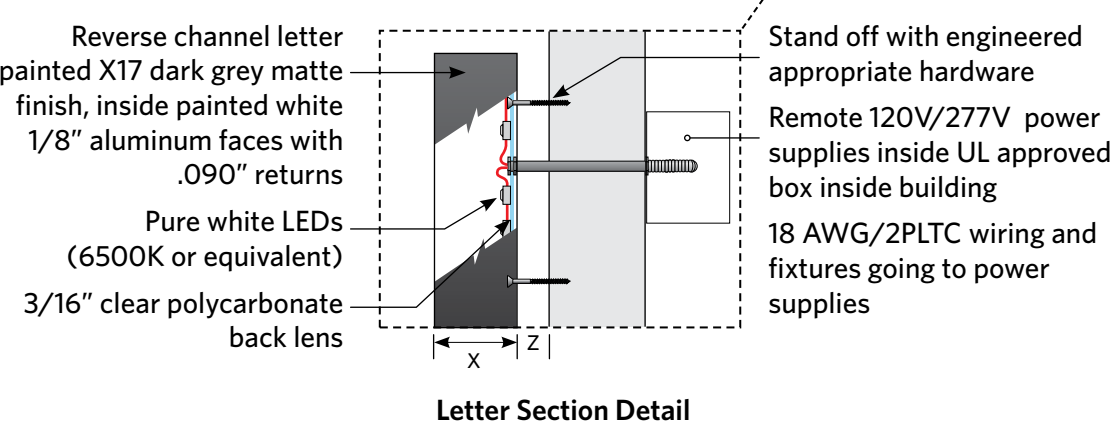
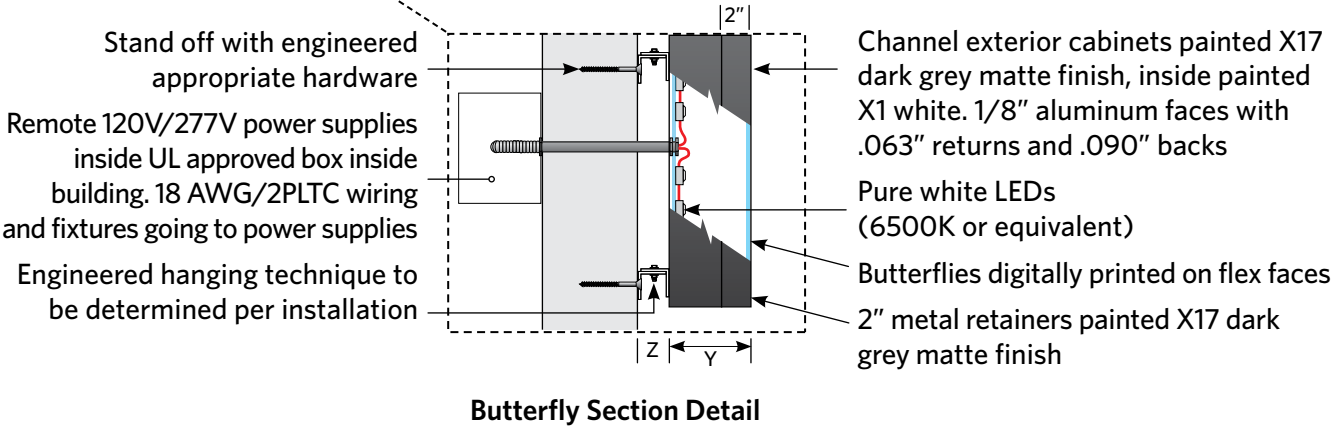

NCH assumes no responsibility for final engineering, materials not specified herein, sign fabrication and installation, or use of any non-compliant NCH signs or products developed without prior written consent from NCH. NCH hereby disclaims any and all expressed or implied warranties if these drawings are used for any purpose other than to provide design direction to NCH sign contractors and their sub-contractors.

The drawings within this document are for the exclusive use of NCH. Any other use of these drawings, in whole or in part, without the prior written consent of NCH is prohibited.

Revision Date: **2025 0318**

Page **11**

Drawing No: **0100**



Note: Logo artwork is to be obtained from NCH and not created or modified in any way.

NCH will provide 120V/277V electrical circuits within five feet of the center of each sign. All exterior lighting circuits should be controlled by a photocell. Refer to NCH Design Requirements for additional information. Service disconnect to be located, when practical, on the interior of the building. Seal all penetrations per NCH Design Requirements.

This and all signs are to be installed in accordance with the requirements of Article 600 of the National Electrical Code and/or other applicable codes and municipality requirements. This would include proper grounding and bonding.

The Sign Company is to field verify all dimensions prior to engineering drawings and fabrication, and coordinate blocking and power requirements with the NCH Interiors Team.

Please read the disclaimer copy to the right in the document title block for details.

Scaled Dimensions Chart				
Cap Height (N)	Height of Butterflies (500% N)	Depth of Channel Letters (X)	Depth of Channel Cabinets (Y)	Distance from Wall (Z)
< 12"	< 5'	3"	3"	2"
1'-2'	> 5'-10'	4"	4"	2"
2'-5'	10'-25'	5"	5"	3"
5'-8'	25'-40'	6"	6"	3"



**NCH Master
Exterior Sign Standards**

Design Guidelines
Drawing Package

**Campus Primary
Identification
Internally Illuminated**

Wall Sign

Horizontal Logo

**Individually Illuminated
Letters**

If you have questions
please consult with
NCH Interiors Team.

The purpose of these guidelines is to provide clarity and consistency with development of exterior signage. The sign vendor awarded the contract by Nationwide Children's Hospital (NCH) and its approved sub-contractors, accepts total responsibility for final control drawings, engineering, materials selection, and sign fabrication and installation based on latest state and federal building codes for each specific location.


NCH assumes no responsibility for final engineering, materials not specified herein, sign fabrication and installation, or use of any non-compliant NCH signs or products developed without prior written consent from NCH. NCH hereby disclaims any and all expressed or implied warranties if these drawings are used for any purpose other than to provide design direction to NCH sign contractors and their sub-contractors.

The drawings within this document are for the exclusive use of NCH. Any other use of these drawings, in whole or in part, without the prior written consent of NCH is prohibited.

Revision Date: **2025 0318**

Page 12

Drawing No: **0101**



Note: Butterfly artwork is to be obtained from NCH and not created or modified in any way.

NCH will provide 120V/277V electrical circuits within five feet of the center of each sign. All exterior lighting circuits should be controlled by a photocell. Refer to NCH Design Requirements for additional information. Service disconnect to be located, when practical, on the interior of the building. Seal all penetrations per NCH Design Requirements.

This and all signs are to be installed in accordance with the requirements of Article 600 of the National Electrical Code and/or other applicable codes and municipality requirements. This would include proper grounding and bonding.

The Sign Company is to field verify all dimensions prior to engineering drawings and fabrication, and coordinate blocking and power requirements with the with the NCH Interiors Team.

Please read the disclaimer copy to the right in the document title block for details.

Scaled Dimensions Chart			
Cap Height (N)	Height of Butterflies (500% N)	Depth of Channel Cabinets (Y)	Distance from Wall (Z)
< 12"	< 5'	3"	2"
1'-2'	> 5'-10'	4"	2"
2'-5'	10'-25'	5"	3"
5'-8'	25'-40'	6"	3"



**NCH Master
Exterior Sign Standards**

Design Guidelines
Drawing Package

**Campus Primary
Identification
Internally Illuminated**

Wall Sign

Butterflies Alone

**Individually Illuminated
Butterflies**

If you have questions
please consult with
NCH Interiors Team.

The purpose of these guidelines is to provide clarity and consistency with development of exterior signage. The sign vendor awarded the contract by Nationwide Children's Hospital (NCH) and its approved sub-contractors, accepts total responsibility for final control drawings, engineering, materials selection, and sign fabrication and installation based on latest state and federal building codes for each specific location.

NCH assumes no responsibility for final engineering, materials not specified herein, sign fabrication and installation, or use of any non-compliant NCH signs or products developed without prior written consent from NCH. NCH hereby disclaims any and all expressed or implied warranties if these drawings are used for any purpose other than to provide design direction to NCH sign contractors and their sub-contractors.

The drawings within this document are for the exclusive use of NCH. Any other use of these drawings, in whole or in part, without the prior written consent of NCH is prohibited.

Revision Date: **2025 0318**

Page 13

Drawing No: **0102**

NCH Master
Exterior Sign Standards

Design Guidelines
Drawing Package

Campus Primary
Identification
Internally Illuminated

Wall Sign

Logo & Descriptor

Individually Illuminated
Letters

If you have questions
please consult with
NCH Interiors Team.

The purpose of these guidelines is to provide clarity and consistency with development of exterior signage. The sign vendor awarded the contract by Nationwide Children's Hospital (NCH) and its approved sub-contractors, accepts total responsibility for final control drawings, engineering, materials selection, and sign fabrication and installation based on latest state and federal building codes for each specific location.

NCH assumes no responsibility for final engineering, materials not specified herein, sign fabrication and installation, or use of any non-compliant NCH signs or products developed without prior written consent from NCH. NCH hereby disclaims any and all expressed or implied warranties if these drawings are used for any purpose other than to provide design direction to NCH sign contractors and their sub-contractors.

The drawings within this document are for the exclusive use of NCH. Any other use of these drawings, in whole or in part, without the prior written consent of NCH is prohibited.

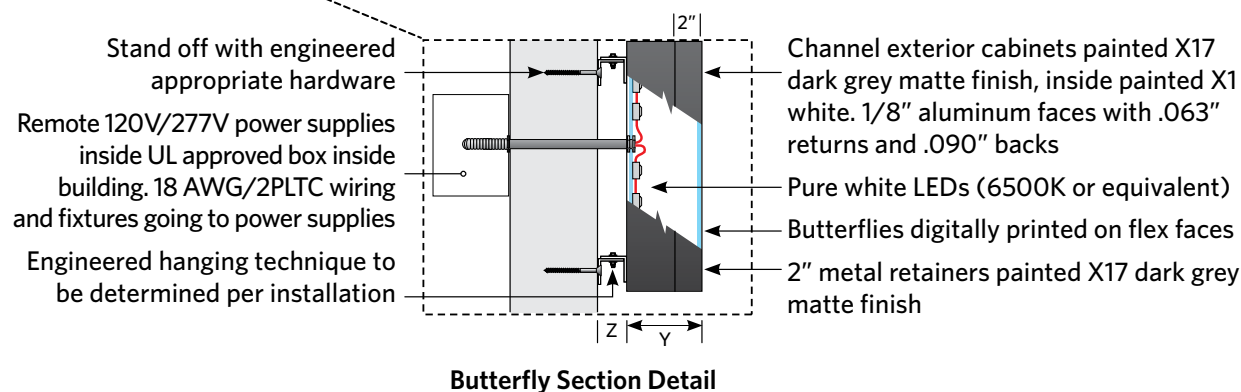

Revision Date: **2025 0318**

Page **14**

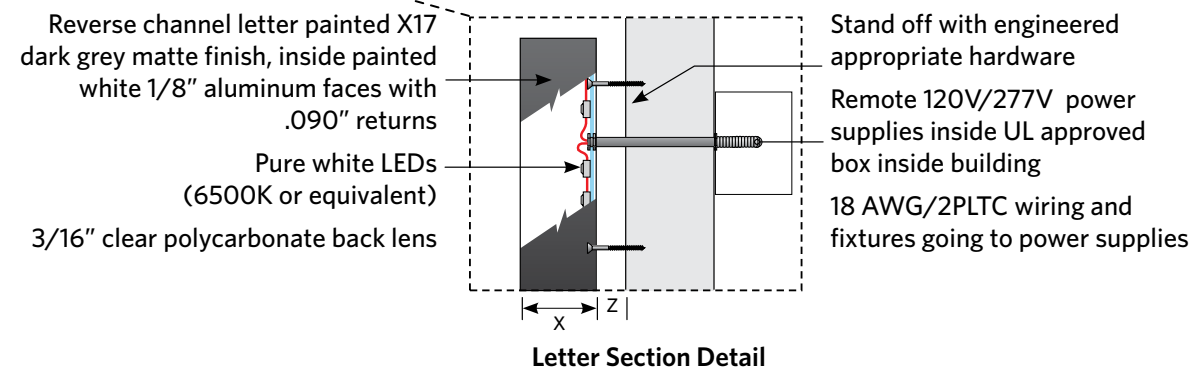
Drawing No: **0103**

Stacked Logo

Horizontal Logo



Butterfly Section Detail



Letter Section Detail

Note: Butterfly artwork is to be obtained from NCH and not created or modified in any way.

Font: Whitney Semibold

NCH will provide 120V/277V electrical circuits within five feet of the center of each sign. All exterior lighting circuits should be controlled by a photocell. Refer to NCH Design Requirements for additional information. Service disconnect to be located, when practical, on the interior of the building. Seal all penetrations per NCH Design Requirements.

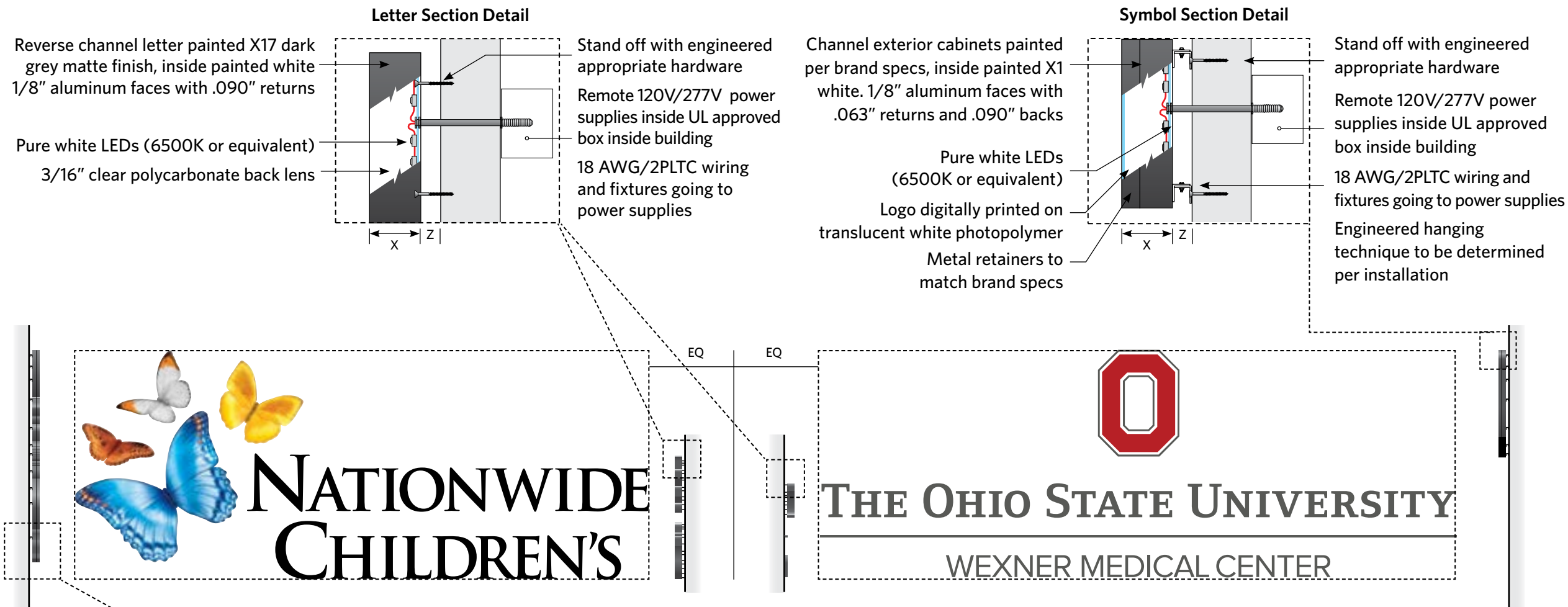
This and all signs are to be installed in accordance with the requirements of Article 600 of the National Electrical Code and/or other applicable codes and municipality requirements. This would include proper grounding and bonding.

The Sign Company is to field verify all dimensions prior to engineering drawings and fabrication, and coordinate blocking and power requirements with the NCH Interiors Team.

Please read the disclaimer copy to the right in the document title block for details.

NCH Logo Scaled Dimensions Chart

Cap Height (N)	Height of Butterflies (495% N)	Depth of Channel Letters (X)	Depth of Channel Cabinets (Y)	Distance from Wall (Z)
< 12"	< 5'	3"	3"	2"
1'-2'	> 5'-9.9'	4"	4"	2"
2'-5'	9.9'-24.75'	5"	5"	3"
5'-8'	24.76'-39.6'	6"	6"	3"



NCH Logo Scaled Dimensions Chart				
Cap Height (N)	Height of Butterflies (495% N)	Depth of Channel Letters (X)	Depth of Channel Cabinets (Y)	Distance from Wall (Z)
< 12"	< 5'	3"	3"	2"
1'-2'	> 5'-9.9'	4"	4"	2"
2'-5'	9.9'-24.75'	5"	5"	3"
5'-8'	24.76'-39.6'	6"	6"	3"

Note: Logo artwork is to be obtained from NCH and not created or modified in any way.

Both logos must appear visually equal in size. Logos separated by a line (color determined at time of co-brand). Does not need to be or part of co-brand logo can be halo illuminated, depending on scale of elements.

NCH will provide 120V/277V electrical circuits within five feet of the center of each sign. All exterior lighting circuits should be controlled by a photocell. Refer to NCH Design Requirements for additional information. Service disconnect to be located, when practical, on the interior of the building. Seal all penetrations per NCH Design Requirements.

This and all signs are to be installed in accordance with the requirements of Article 600 of the National Electrical Code and/or other applicable codes and municipality requirements. This would include proper grounding and bonding.

The Sign Company is to field verify all dimensions prior to engineering drawings and fabrication, and coordinate blocking and power requirements with the NCH Interiors Team.

Please read the disclaimer copy to the right in the document title block for details.



**NCH Master
Exterior Sign Standards**

Design Guidelines
Drawing Package

**Campus Primary
Identification
Internally Illuminated**

Wall Sign

Co-Branding

**Individually Illuminated
Letters**

If you have questions
please consult with
NCH Interiors Team.

The purpose of these guidelines is to provide clarity and consistency with development of exterior signage. The sign vendor awarded the contract by Nationwide Children's Hospital (NCH) and its approved sub-contractors, accepts total responsibility for final control drawings, engineering, materials selection, and sign fabrication and installation based on latest state and federal building codes for each specific location.

NCH assumes no responsibility for final engineering, materials not specified herein, sign fabrication and installation, or use of any non-compliant NCH signs or products developed without prior written consent from NCH. NCH hereby disclaims any and all expressed or implied warranties if these drawings are used for any purpose other than to provide design direction to NCH sign contractors and their sub-contractors.

The drawings within this document are for the exclusive use of NCH. Any other use of these drawings, in whole or in part, without the prior written consent of NCH is prohibited.

Revision Date: **2025 0318**

Page **15**

Drawing No: **0104**



NCH Master
Exterior Sign Standards

Design Guidelines
Drawing Package

Campus Primary
Identification
Internally Illuminated

Wall Sign

Logo

Illuminated Cabinet

If you have questions
please consult with
NCH Interiors Team.

The purpose of these guidelines is to provide clarity and consistency with development of exterior signage. The sign vendor awarded the contract by Nationwide Children's Hospital (NCH) and its approved sub-contractors, accepts total responsibility for final control drawings, engineering, materials selection, and sign fabrication and installation based on latest state and federal building codes for each specific location.

NCH assumes no responsibility for final engineering, materials not specified herein, sign fabrication and installation, or use of any non-compliant NCH signs or products developed without prior written consent from NCH. NCH hereby disclaims any and all expressed or implied warranties if these drawings are used for any purpose other than to provide design direction to NCH sign contractors and their sub-contractors.

The drawings within this document are for the exclusive use of NCH. Any other use of these drawings, in whole or in part, without the prior written consent of NCH is prohibited.

Revision Date: 2025 0318

Page 16

Drawing No: 0105

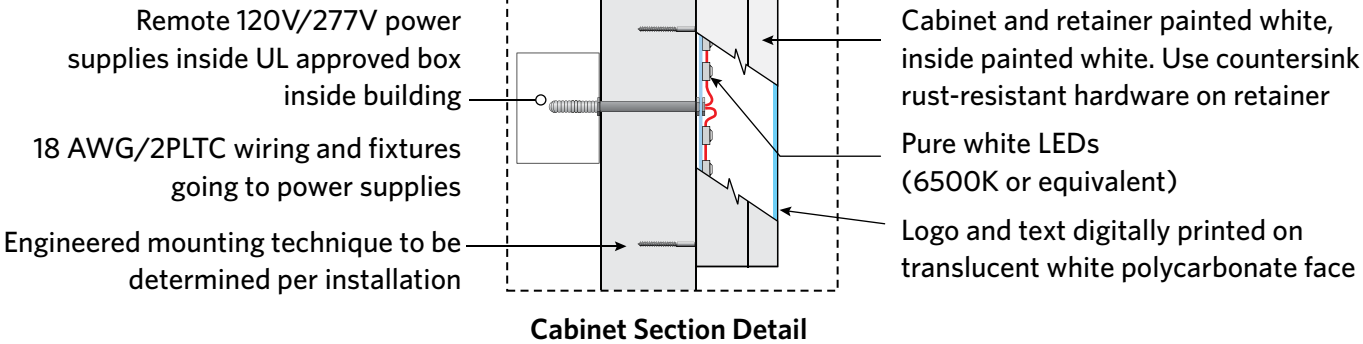
Minimum Distances Indicated



Stacked Logo



Horizontal Logo



Note: Logo artwork is to be obtained from NCH and not created or modified in any way.

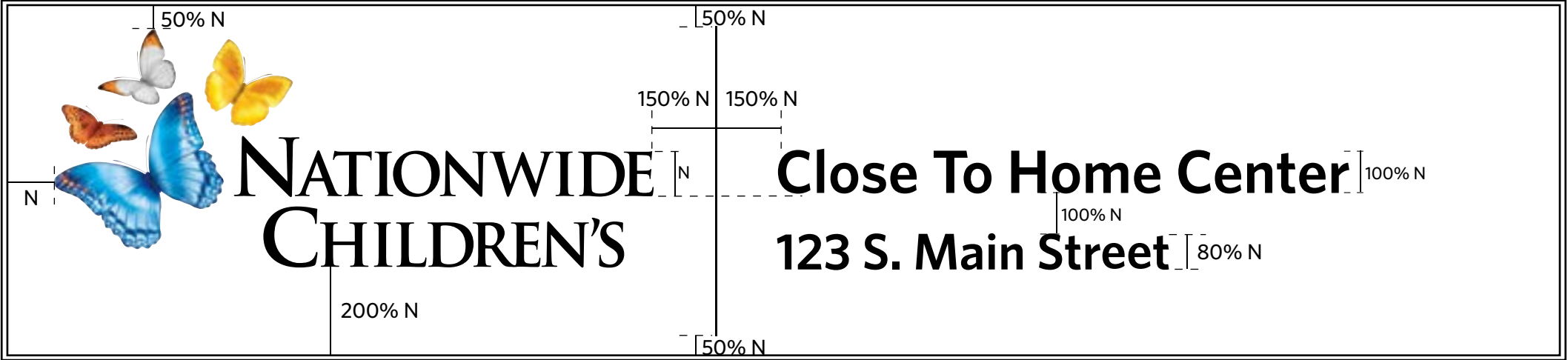
NCH will provide 120V/277V electrical circuits within five feet of the center of each sign. All exterior lighting circuits should be controlled by a photocell. Refer to NCH Design Requirements for additional information. Service disconnect to be located, when practical, on the interior of the building. Seal all penetrations per NCH Design Requirements.

This and all signs are to be installed in accordance with the requirements of Article 600 of the National Electrical Code and/or other applicable codes and municipality requirements. This would include proper grounding and bonding.

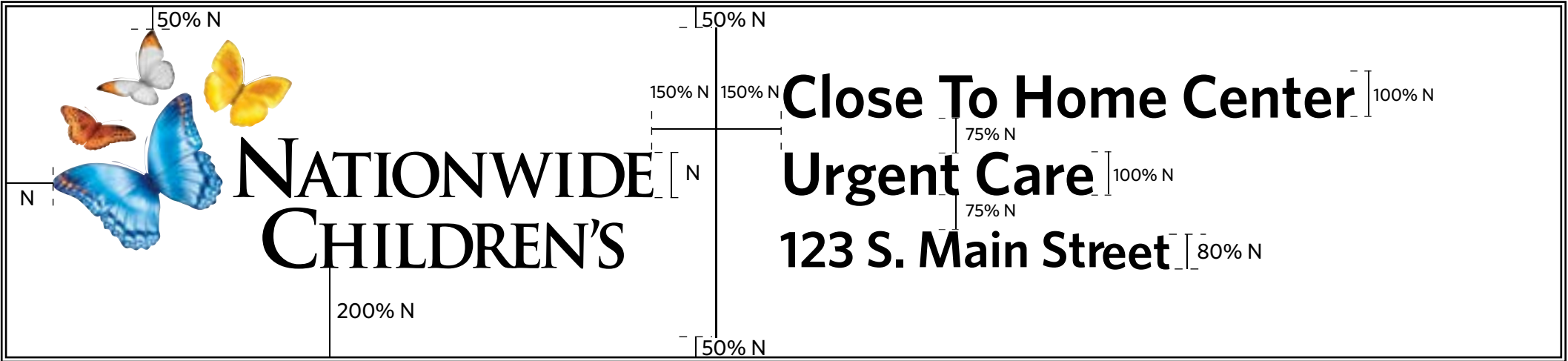
The Sign Company is to field verify all dimensions prior to engineering drawings and fabrication, and coordinate blocking and power requirements with the NCH Interiors Team.

Please read the disclaimer copy to the right in the document title block for details.

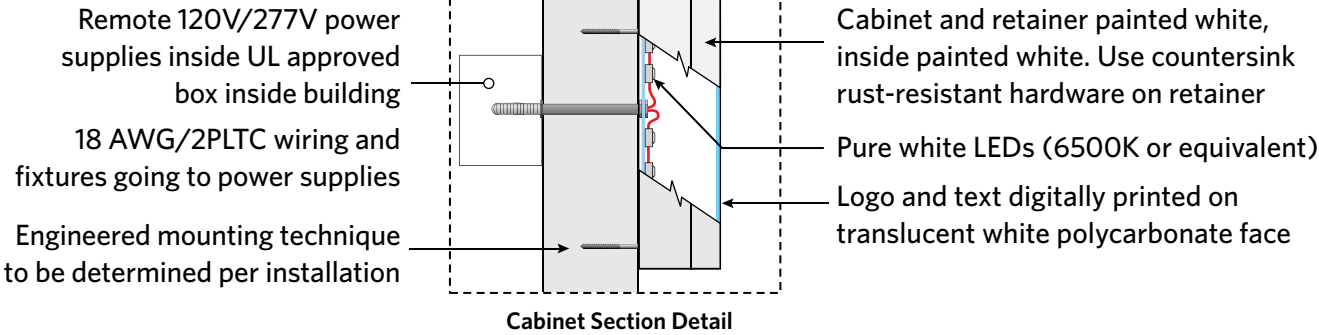
Minimum Distances Indicated



One Service Line



Two Service Lines



Note: Logo artwork is to be obtained from NCH and not created or modified in any way.

Font: Whitney Semibold

NCH will provide 120V/277V electrical circuits within five feet of the center of each sign. All exterior lighting circuits should be controlled by a photocell. Refer to NCH Design Requirements for additional information. Service disconnect to be located, when practical, on the interior of the building. Seal all penetrations per NCH Design Requirements.

This and all signs are to be installed in accordance with the requirements of Article 600 of the National Electrical Code and/or other applicable codes and municipality requirements. This would include proper grounding and bonding.

The Sign Company is to field verify all dimensions prior to engineering drawings and fabrication, and coordinate blocking and power requirements with the NCH Interiors Team.

Please read the disclaimer copy to the right in the document title block for details.



**NCH Master
Exterior Sign Standards**

Design Guidelines
Drawing Package

**Campus Primary
Identification
Internally Illuminated**

Wall Sign

**Logo and Descriptor
with Address**

Illuminated Cabinet

If you have questions
please consult with
NCH Interiors Team.

The purpose of these guidelines is to provide clarity and consistency with development of exterior signage. The sign vendor awarded the contract by Nationwide Children's Hospital (NCH) and its approved sub-contractors, accepts total responsibility for final control drawings, engineering, materials selection, and sign fabrication and installation based on latest state and federal building codes for each specific location.

NCH assumes no responsibility for final engineering, materials not specified herein, sign fabrication and installation, or use of any non-compliant NCH signs or products developed without prior written consent from NCH. NCH hereby disclaims any and all expressed or implied warranties if these drawings are used for any purpose other than to provide design direction to NCH sign contractors and their sub-contractors.

The drawings within this document are for the exclusive use of NCH. Any other use of these drawings, in whole or in part, without the prior written consent of NCH is prohibited.

Revision Date: **2025 0318**

Page **17**

Drawing No: **0106**

NCH Master
Exterior Sign Standards

Design Guidelines
Drawing Package

Campus Primary
Identification
Internally Illuminated

Wall Sign

Co-Branding

Illuminated Cabinet

If you have questions
please consult with
NCH Interiors Team.

The purpose of these guidelines is to provide clarity and consistency with development of exterior signage. The sign vendor awarded the contract by Nationwide Children's Hospital (NCH) and its approved sub-contractors, accepts total responsibility for final control drawings, engineering, materials selection, and sign fabrication and installation based on latest state and federal building codes for each specific location.

NCH assumes no responsibility for final engineering, materials not specified herein, sign fabrication and installation, or use of any non-compliant NCH signs or products developed without prior written consent from NCH. NCH hereby disclaims any and all expressed or implied warranties if these drawings are used for any purpose other than to provide design direction to NCH sign contractors and their sub-contractors.

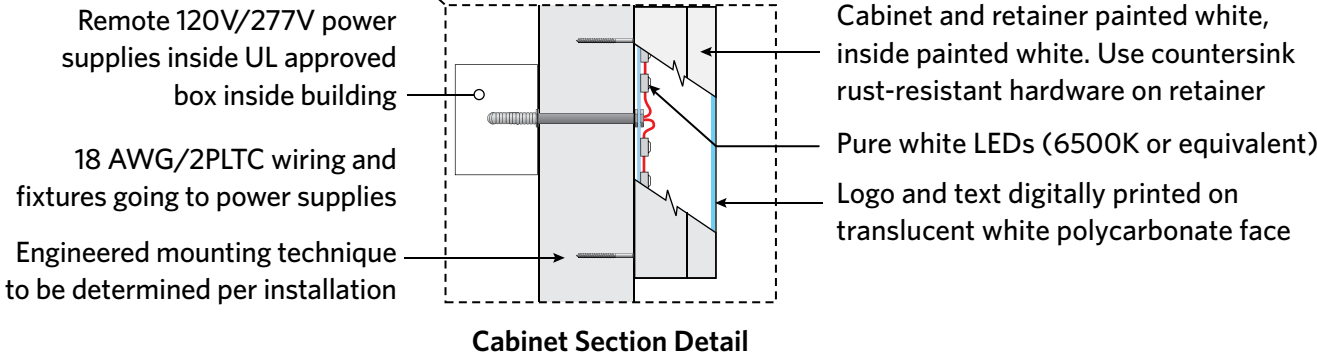
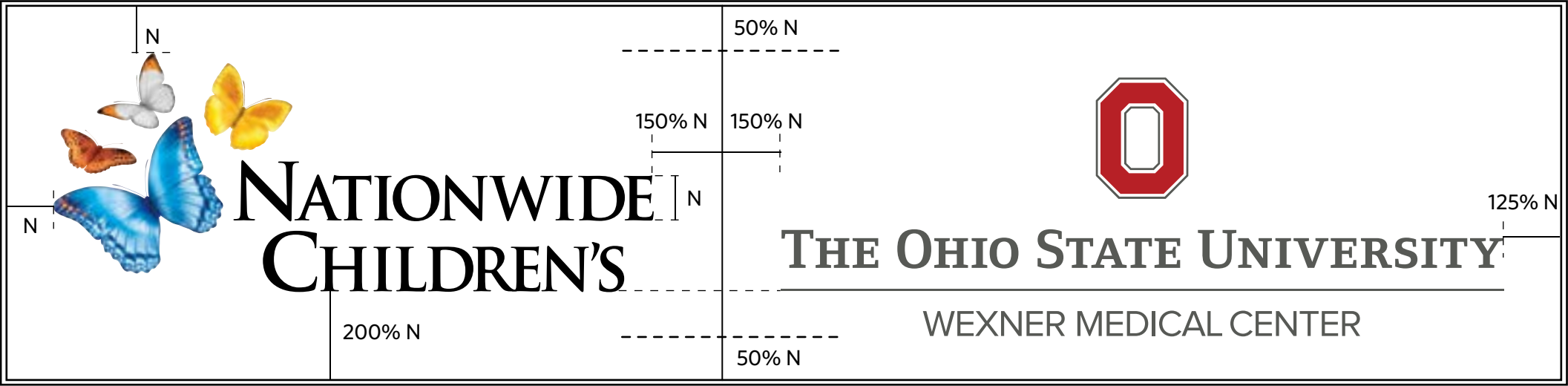
The drawings within this document are for the exclusive use of NCH. Any other use of these drawings, in whole or in part, without the prior written consent of NCH is prohibited.

Revision Date: 2025 0318

Page 18

Drawing No: 0107

Minimum Distances Indicated



Note: Logo artwork is to be obtained from NCH and co-brand. Not created or modified in any way.

NCH will provide 120V/277V electrical circuits within five feet of the center of each sign. All exterior lighting circuits should be controlled by a photocell. Refer to NCH Design Requirements for additional information. Service disconnect to be located, when practical, on the interior of the building. Seal all penetrations per NCH Design Requirements.

This and all signs are to be installed in accordance with the requirements of Article 600 of the National Electrical Code and/or other applicable codes and municipality requirements. This would include proper grounding and bonding.

The Sign Company is to field verify all dimensions prior to engineering drawings and fabrication, and coordinate blocking and power requirements with the NCH Interiors Team.

Please read the disclaimer copy to the right in the document title block for details.



NCH Master
Exterior Sign Standards

Design Guidelines
Drawing Package

Facility Primary
Identification
Internally Illuminated

Wall Sign

Institute/Donor Name

Illuminated

If you have questions
please consult with
NCH Interiors Team.

The purpose of these guidelines is to provide clarity and consistency with development of exterior signage. The sign vendor awarded the contract by Nationwide Children's Hospital (NCH) and its approved sub-contractors, accepts total responsibility for final control drawings, engineering, materials selection, and sign fabrication and installation based on latest state and federal building codes for each specific location.

NCH assumes no responsibility for final engineering, materials not specified herein, sign fabrication and installation, or use of any non-compliant NCH signs or products developed without prior written consent from NCH. NCH hereby disclaims any and all expressed or implied warranties if these drawings are used for any purpose other than to provide design direction to NCH sign contractors and their sub-contractors.

The drawings within this document are for the exclusive use of NCH. Any other use of these drawings, in whole or in part, without the prior written consent of NCH is prohibited.

Revision Date: 2025 0318

Page 19

Drawing No: 2000

John Doe Research Institute

John Doe
Research
Institute

Optional Stacked Version (If Space Dictates)

Font: Whitney Semibold

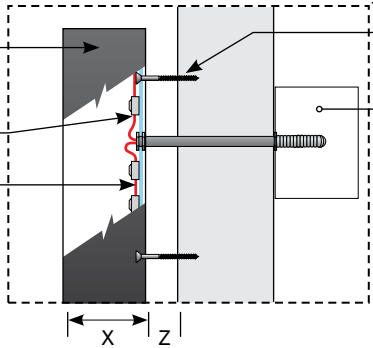
NCH will provide 120V/277V electrical circuits within five feet of the center of each sign. All exterior lighting circuits should be controlled by a photocell. Refer to NCH Design Requirements for additional information. Service disconnect to be located, when practical, on the interior of the building. Seal all penetrations per NCH Design Requirements.

This and all signs are to be installed in accordance with the requirements of Article 600 of the National Electrical Code and/or other applicable codes and municipality requirements. This would include proper grounding and bonding.

The Sign Company is to field verify all dimensions prior to engineering drawings and fabrication, and coordinate blocking and power requirements with the NCH Interiors Team.

Please read the disclaimer copy to the right in the document title block for details.

Reverse channel letter painted X17 dark grey matte finish, inside painted white 1/8" aluminum faces with .090" returns
Pure white LEDs (6500K or equivalent)
3/16" clear polycarbonate back lens

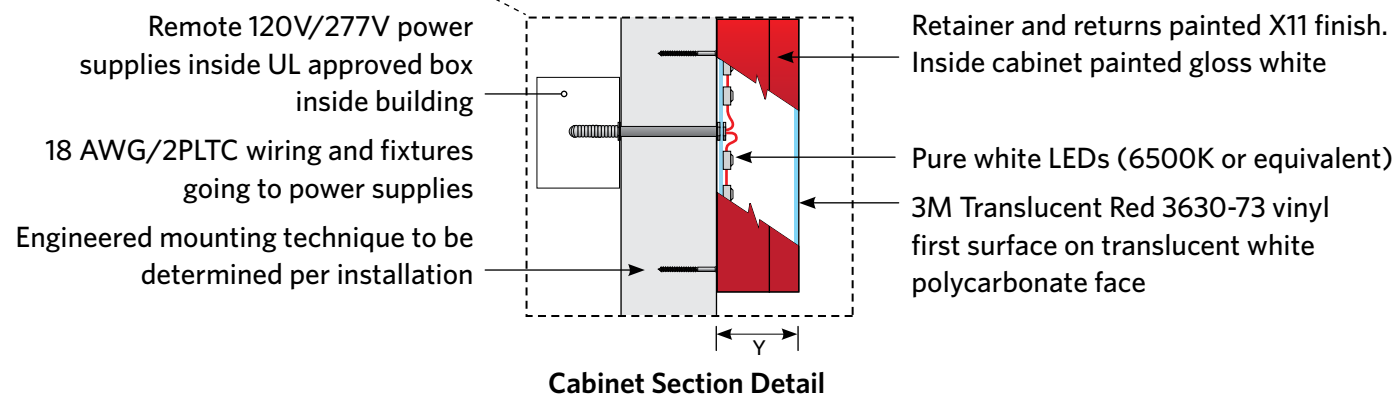
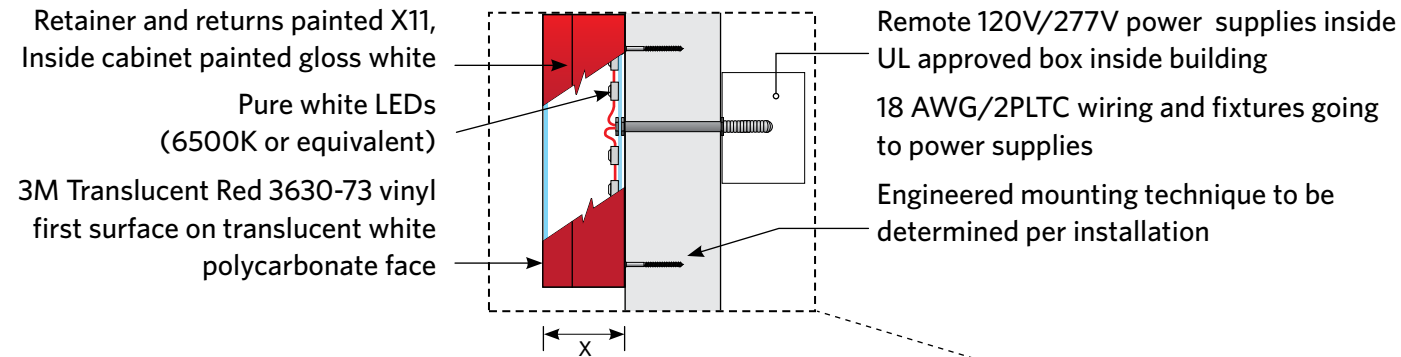


Letter Section Detail

Stand off with engineered appropriate hardware
Remote 120V/277V power supplies inside UL approved box inside building
18 AWG/2PLTC wiring and fixtures going to power supplies

Donor/Institute Name Scaled Dimensions Chart		
Cap Height (N)	Depth of Channel Cabinets (Y)	Distance from Wall (Z)
< 12"	3"	2"
1'-2'	4"	2"
2'-5'	5"	3"
5'-8'	6"	3"

Channel Cabinet Section Detail



Cabinet Section Detail

Font: Whitney Bold

NCH will provide 120V/277V electrical circuits within five feet of the center of each sign. All exterior lighting circuits should be controlled by a photocell. Refer to NCH Design Requirements for additional information. Service disconnect to be located, when practical, on the interior of the building. Seal all penetrations per NCH Design Requirements.

This and all signs are to be installed in accordance with the requirements of Article 600 of the National Electrical Code and/or other applicable codes and municipality requirements. This would include proper grounding and bonding.

The Sign Company is to field verify all dimensions prior to engineering drawings and fabrication, and coordinate blocking and power requirements with the NCH Interiors Team.

Please read the disclaimer copy to the right in the document title block for details.



NCH Master Exterior Sign Standards

Design Guidelines
Drawing Package

Facility Primary
Identification
Internally Illuminated

Wall Sign

Emergency

Illuminated

If you have questions
please consult with
NCH Interiors Team.

The purpose of these guidelines is to provide clarity and consistency with development of exterior signage. The sign vendor awarded the contract by Nationwide Children's Hospital (NCH) and its approved sub-contractors, accepts total responsibility for final control drawings, engineering, materials selection, and sign fabrication and installation based on latest state and federal building codes for each specific location.

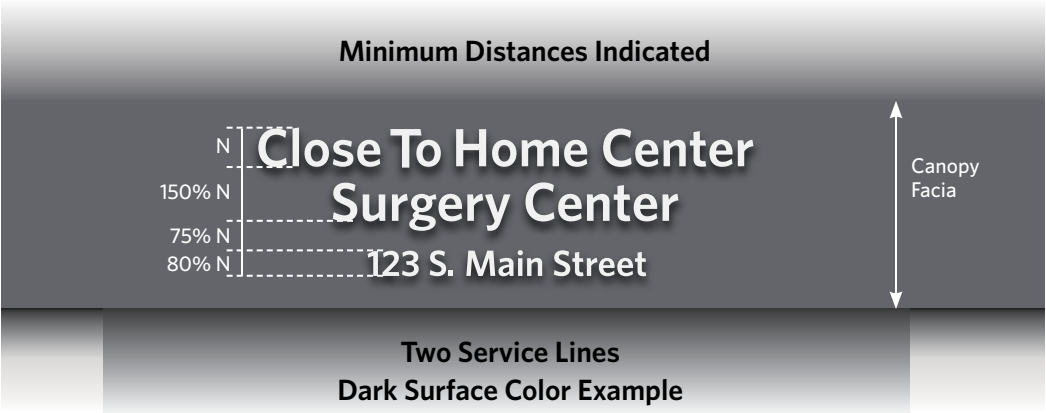
NCH assumes no responsibility for final engineering, materials not specified herein, sign fabrication and installation, or use of any non-compliant NCH signs or products developed without prior written consent from NCH. NCH hereby disclaims any and all expressed or implied warranties if these drawings are used for any purpose other than to provide design direction to NCH sign contractors and their sub-contractors.

The drawings within this document are for the exclusive use of NCH. Any other use of these drawings, in whole or in part, without the prior written consent of NCH is prohibited.

Revision Date: **2025 0318**

Page **20**

Drawing No: **0201**



Dimensional (Y) acrylic address numbers and letters, stud mounted directly to fascia surface. Depending upon surface color all painted X1 white or X17 dark grey matte finish

Font: Whitney Semibold

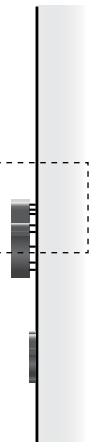
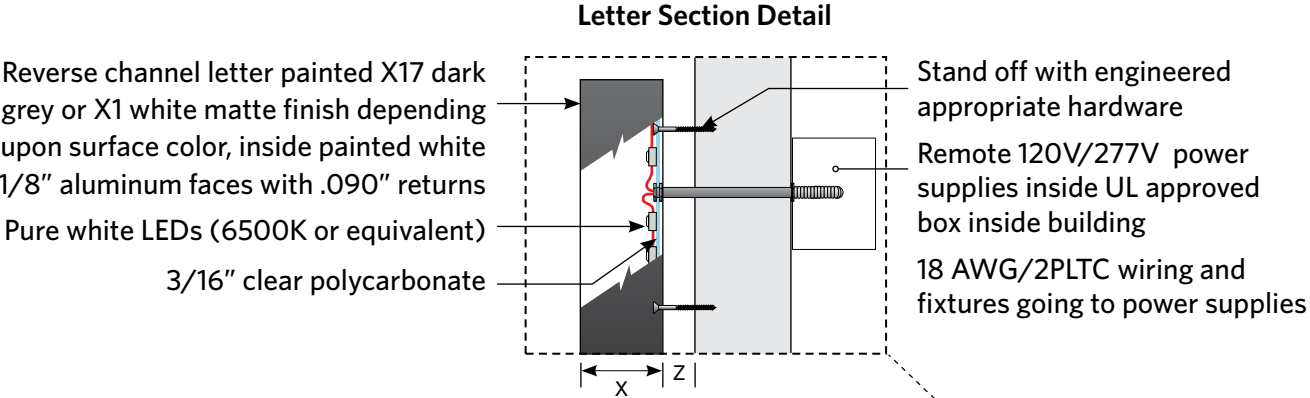
Note: For cap heights over 9" use halo illuminated reverse channel letters depth to "X" dimension and set off wall surface "Z" dimension.

NCH will provide 120V/277V electrical circuits within five feet of the center of each sign. All exterior lighting circuits should be controlled by a photocell. Refer to NCH Design Requirements for additional information. Service disconnect to be located, when practical, on the interior of the building. Seal all penetrations per NCH Design Requirements.

This and all signs are to be installed in accordance with the requirements of Article 600 of the National Electrical Code and/or other applicable codes and municipality requirements. This would include proper grounding and bonding.

The Sign Company is to field verify all dimensions prior to engineering drawings and fabrication, and coordinate blocking and power requirements with the NCH Interiors Team.

Please read the disclaimer copy to the right in the document title block for details.



NCH Master Exterior Sign Standards

Design Guidelines Drawing Package

Facility Entrance Identification

Wall Sign

Institute/Building Name with Address

Illuminated

If you have questions please consult with NCH Interiors Team.

The purpose of these guidelines is to provide clarity and consistency with development of exterior signage. The sign vendor awarded the contract by Nationwide Children's Hospital (NCH) and its approved sub-contractors, accepts total responsibility for final control drawings, engineering, materials selection, and sign fabrication and installation based on latest state and federal building codes for each specific location.

NCH assumes no responsibility for final engineering, materials not specified herein, sign fabrication and installation, or use of any non-compliant NCH signs or products developed without prior written consent from NCH. NCH hereby disclaims any and all expressed or implied warranties if these drawings are used for any purpose other than to provide design direction to NCH sign contractors and their sub-contractors.

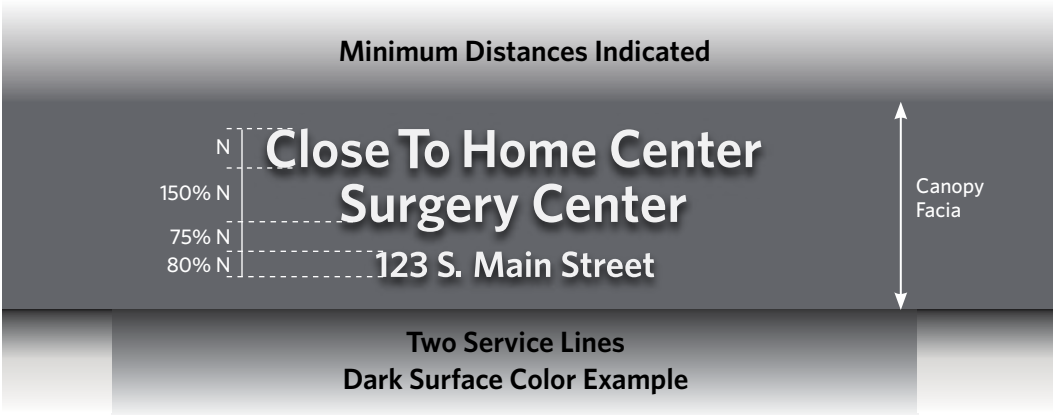
The drawings within this document are for the exclusive use of NCH. Any other use of these drawings, in whole or in part, without the prior written consent of NCH is prohibited.

Revision Date: **2025 0318**

Page **21**

Drawing No: **0250**

Scaled Dimensions Chart			
Cap Height (N)	Depth of Service Line Rev. Channel Letters (X)	Depth of Address Acrylic Letters (Y)	Distance of Service Line Letters from Wall (Z)
4"-6"	3" min.	1/2" min.	2"
6"- 9"	3"	1"	2"
9"-12"	3"	Use Rev. Channel Letters*	2"
1'-2'	4"	Use Rev. Channel Letters*	2"
2'-5'	5"	Use Rev. Channel Letters*	3"



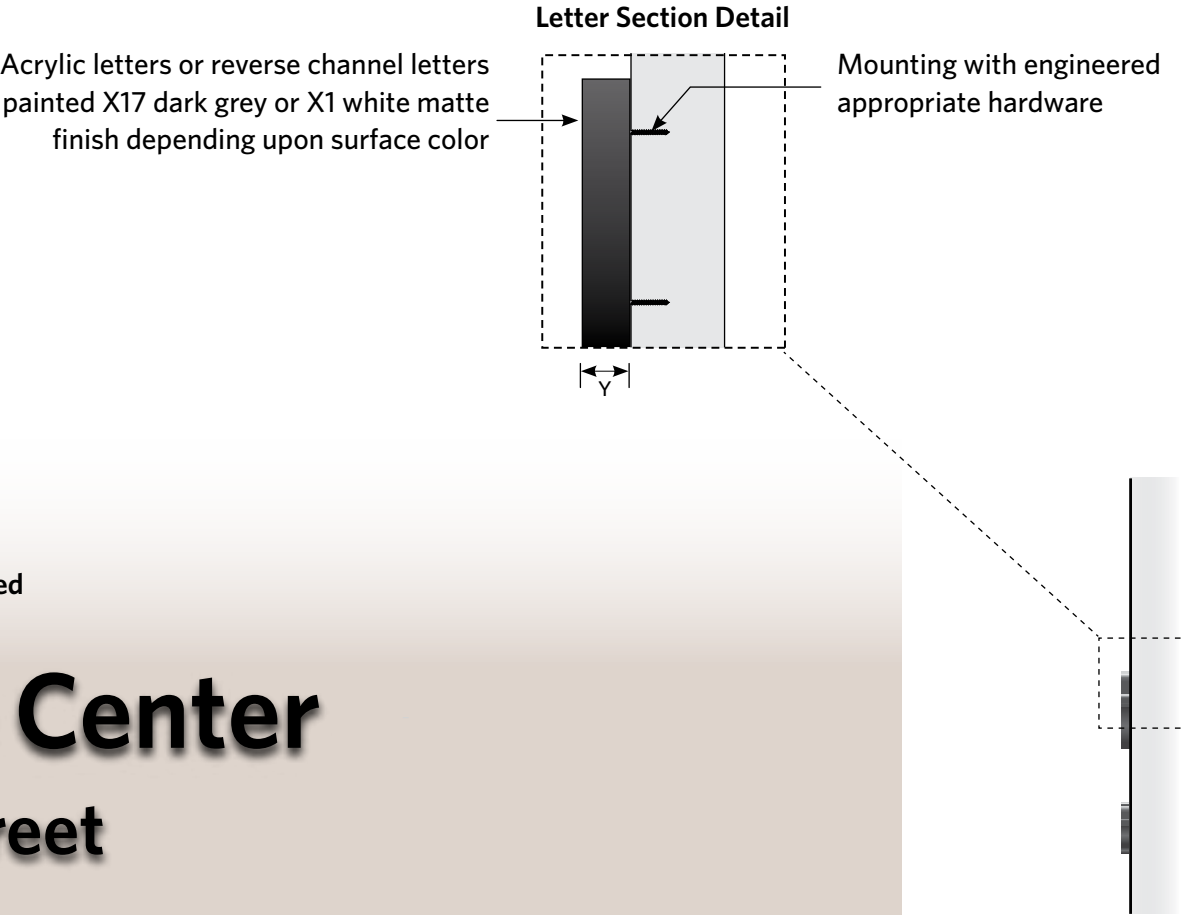
Dimensional (Y) acrylic address numbers and letters, mounted directly to facia surface. Depending upon surface color all painted X1 white, matte finish or X17 dark grey, matte finish

Font: Whitney Semibold

Note: For cap heights over 9" on address letters use reverse channel letters depth to "Y" dimension.

The Sign Company is to field verify all dimensions prior to engineering drawings and fabrication, and coordinate blocking requirements if required with the NCH Interiors Team.

Please read the disclaimer copy to the right in the document title block for details.



Scaled Dimensions Chart		
Cap Height (N)	Depth of Acrylic Letters (Y)	Distance of Reverse Channel Letters (Y) Non-illum.
4"-6"	1/2" min.	N/A
6"- 9"	1"	N/A
9"-12"	Use Rev. Channel Letters*	N/A
1'-2'	Use Rev. Channel Letters*	N/A
2'-5'	Use Rev. Channel Letters*	N/A



**NCH Master
Exterior Sign Standards**

Design Guidelines
Drawing Package

**Facility Entrance
Identification**

Wall Sign

**Institute/Building Name
with Address**

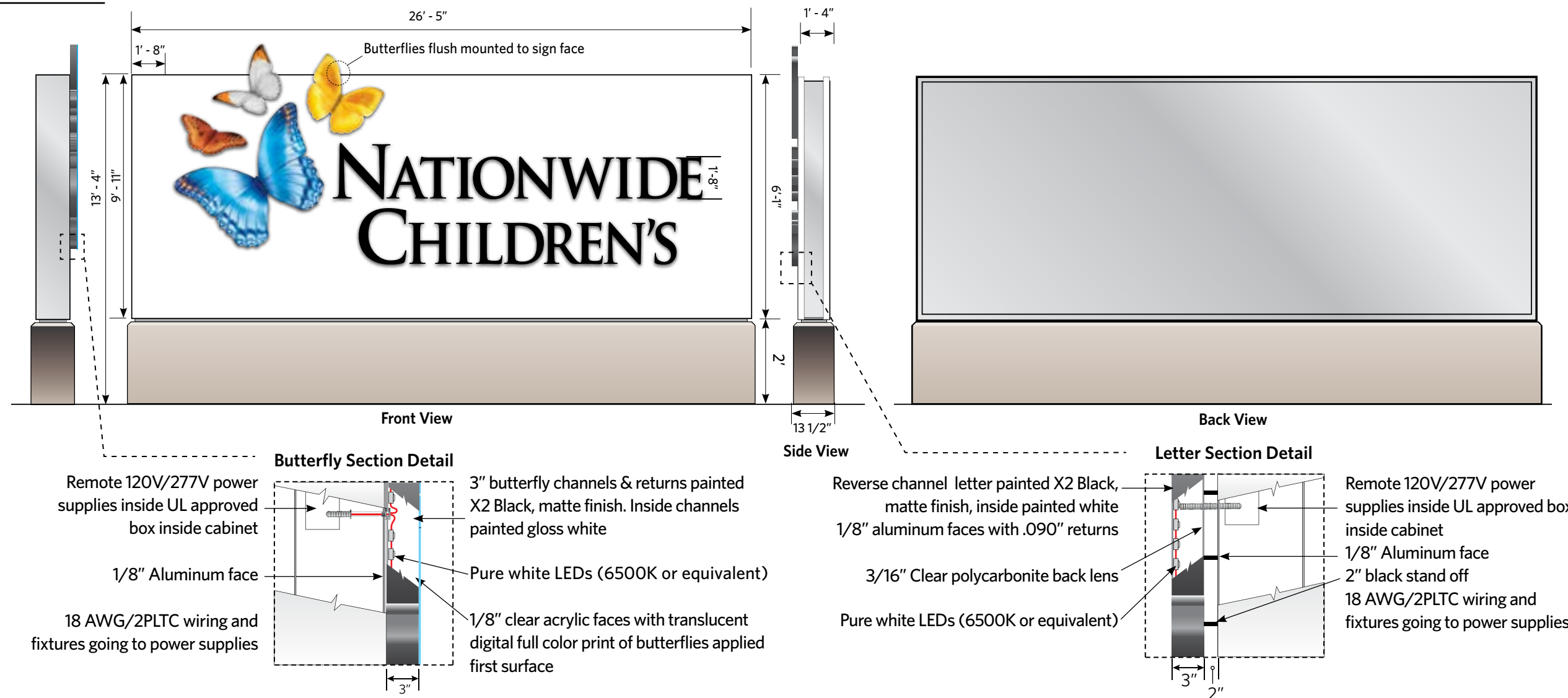
Non-Illuminated

If you have questions
please consult with
NCH Interiors Team.

The purpose of these guidelines is to provide clarity and consistency with development of exterior signage. The sign vendor awarded the contract by Nationwide Children's Hospital (NCH) and its approved sub-contractors, accepts total responsibility for final control drawings, engineering, materials selection, and sign fabrication and installation based on latest state and federal building codes for each specific location.

NCH assumes no responsibility for final engineering, materials not specified herein, sign fabrication and installation, or use of any non-compliant NCH signs or products developed without prior written consent from NCH. NCH hereby disclaims any and all expressed or implied warranties if these drawings are used for any purpose other than to provide design direction to NCH sign contractors and their sub-contractors.

The drawings within this document are for the exclusive use of NCH. Any other use of these drawings, in whole or in part, without the prior written consent of NCH is prohibited.



Note: Logo artwork is to be obtained from NCH and co-brand. Not created or modified in any way.

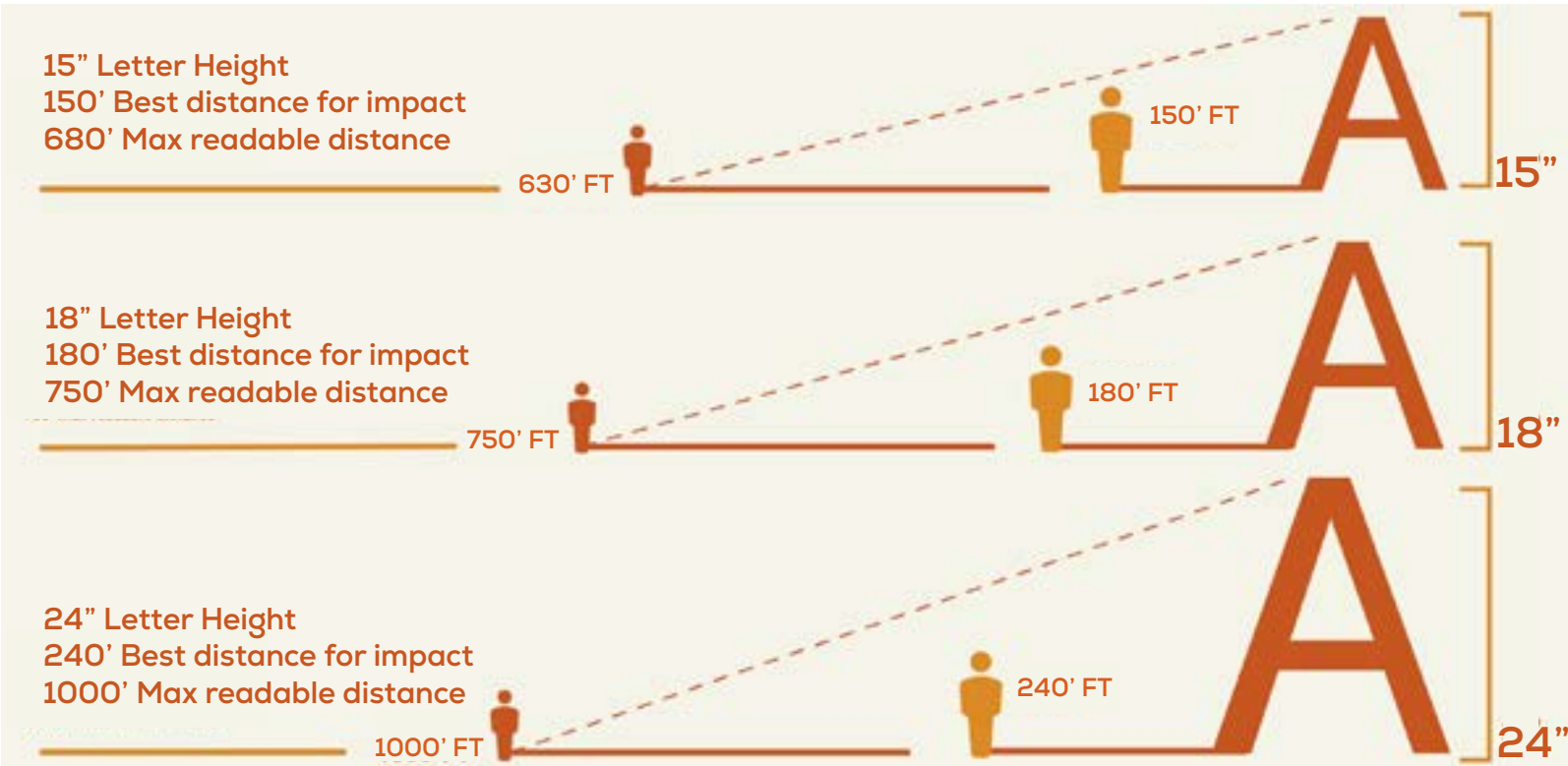
NCH will provide 120V/277V electrical circuits within five feet of the center of each sign. All exterior lighting circuits should be controlled by a photocell. Refer to NCH Design Requirements for additional information. The 120/277 volt power supplies need to have a means of disconnect install that is accessible from the exterior without disassembling the sign. The disconnecting means should be weather resistant and capable of being locked closed to prevent unauthorized individuals from tampering with its operations.

This and all signs are to be installed in accordance with the requirements of Article 600 of the National Electrical Code and/or other applicable codes and municipality requirements. This would include proper grounding and bonding.

The Sign Company is to field verify all dimensions prior to engineering drawings and fabrication, and coordinate power requirements with the NCH Interiors Team.

Please read the disclaimer copy to the right in the document title block for details.

Type Size Visibility Chart
Note: Size will be determined based on location.



**NCH Master
Exterior Sign Standards**

Design Guidelines
Drawing Package

**Campus
Identification**

Ground Sign

Campus Landmark

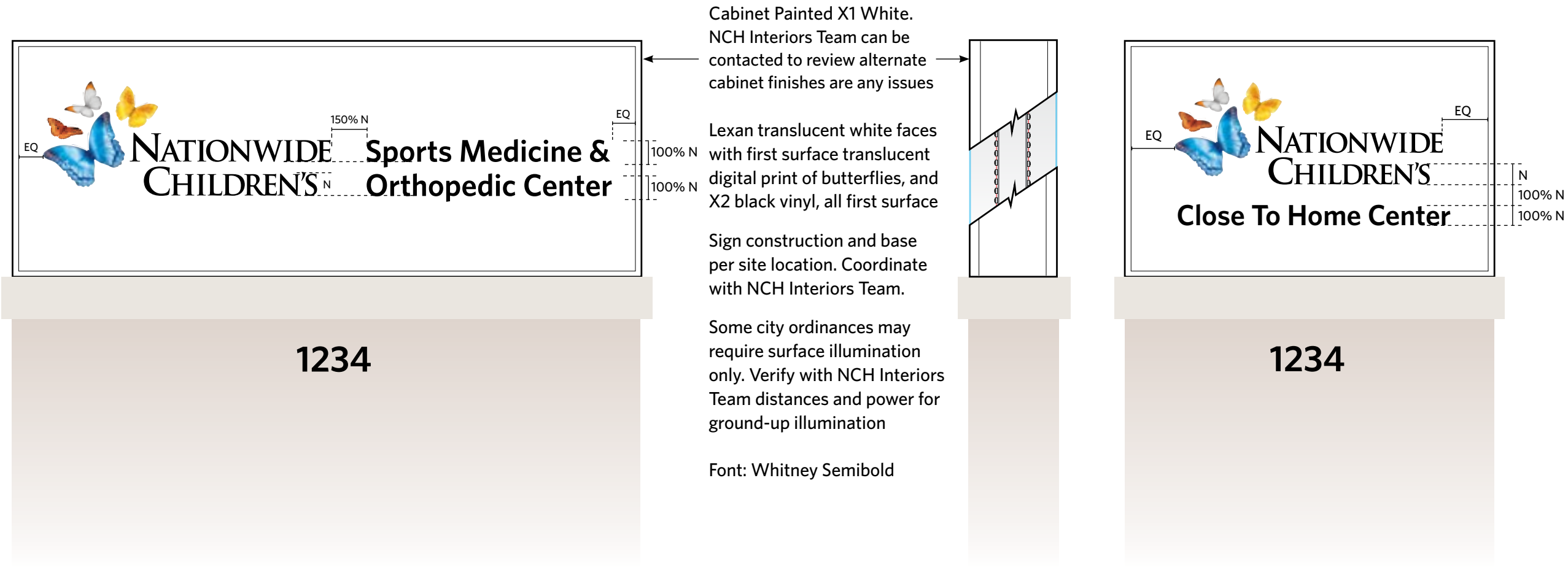
Illuminated

If you have questions
please consult with
NCH Interiors Team.

The purpose of these guidelines is to provide clarity and consistency with development of exterior signage. The sign vendor awarded the contract by Nationwide Children's Hospital (NCH) and its approved sub-contractors, accepts total responsibility for final control drawings, engineering, materials selection, and sign fabrication and installation based on latest state and federal building codes for each specific location.

NCH assumes no responsibility for final engineering, materials not specified herein, sign fabrication and installation, or use of any non-compliant NCH signs or products developed without prior written consent from NCH. NCH hereby disclaims any and all expressed or implied warranties if these drawings are used for any purpose other than to provide design direction to NCH sign contractors and their sub-contractors.

The drawings within this document are for the exclusive use of NCH. Any other use of these drawings, in whole or in part, without the prior written consent of NCH is prohibited.



Note: Logo artwork is to be obtained from NCH and not created or modified in any way. The “&” symbol should not begin a line of text. Artwork adjustments may be made to accommodate this requirement.

NCH will provide 120V/277V electrical circuits within five feet of the center of each sign. All exterior lighting circuits should be controlled by a photocell. Refer to NCH Design Requirements for additional information. This and all signs are to be installed in accordance with the requirements of Article 600 of the National Electrical Code and/or other applicable codes and municipality requirements. This would include proper grounding and bonding.

The 120/277 volt power supplies need to have a means of disconnect install that is accessible from the exterior without disassembling the sign. The disconnecting means should be weather resistant and capable of being locked closed to prevent unauthorized individuals from tampering with its operations.

The Sign Company is to field verify all dimensions prior to engineering drawings and fabrication, and coordinate power requirements with the NCH Interiors Team. Please read the disclaimer copy to the right in the document title block for details.



NCH Master Exterior Sign Standards

Design Guidelines
Drawing Package

Campus
Identification

Ground Sign

Monument

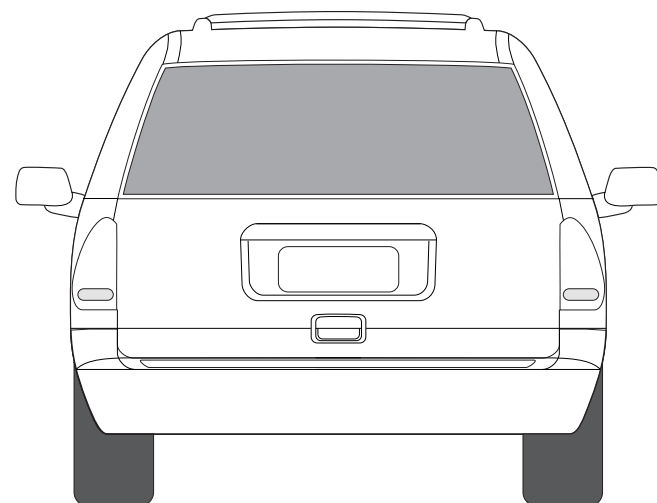
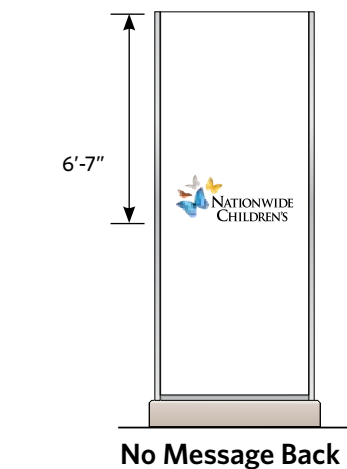
Illuminated & Non-Illuminated

If you have questions
please consult with
NCH Interiors Team.

The purpose of these guidelines is to provide clarity and consistency with development of exterior signage. The sign vendor awarded the contract by Nationwide Children's Hospital (NCH) and its approved sub-contractors, accepts total responsibility for final control drawings, engineering, materials selection, and sign fabrication and installation based on latest state and federal building codes for each specific location.

NCH assumes no responsibility for final engineering, materials not specified herein, sign fabrication and installation, or use of any non-compliant NCH signs or products developed without prior written consent from NCH. NCH hereby disclaims any and all expressed or implied warranties if these drawings are used for any purpose other than to provide design direction to NCH sign contractors and their sub-contractors.

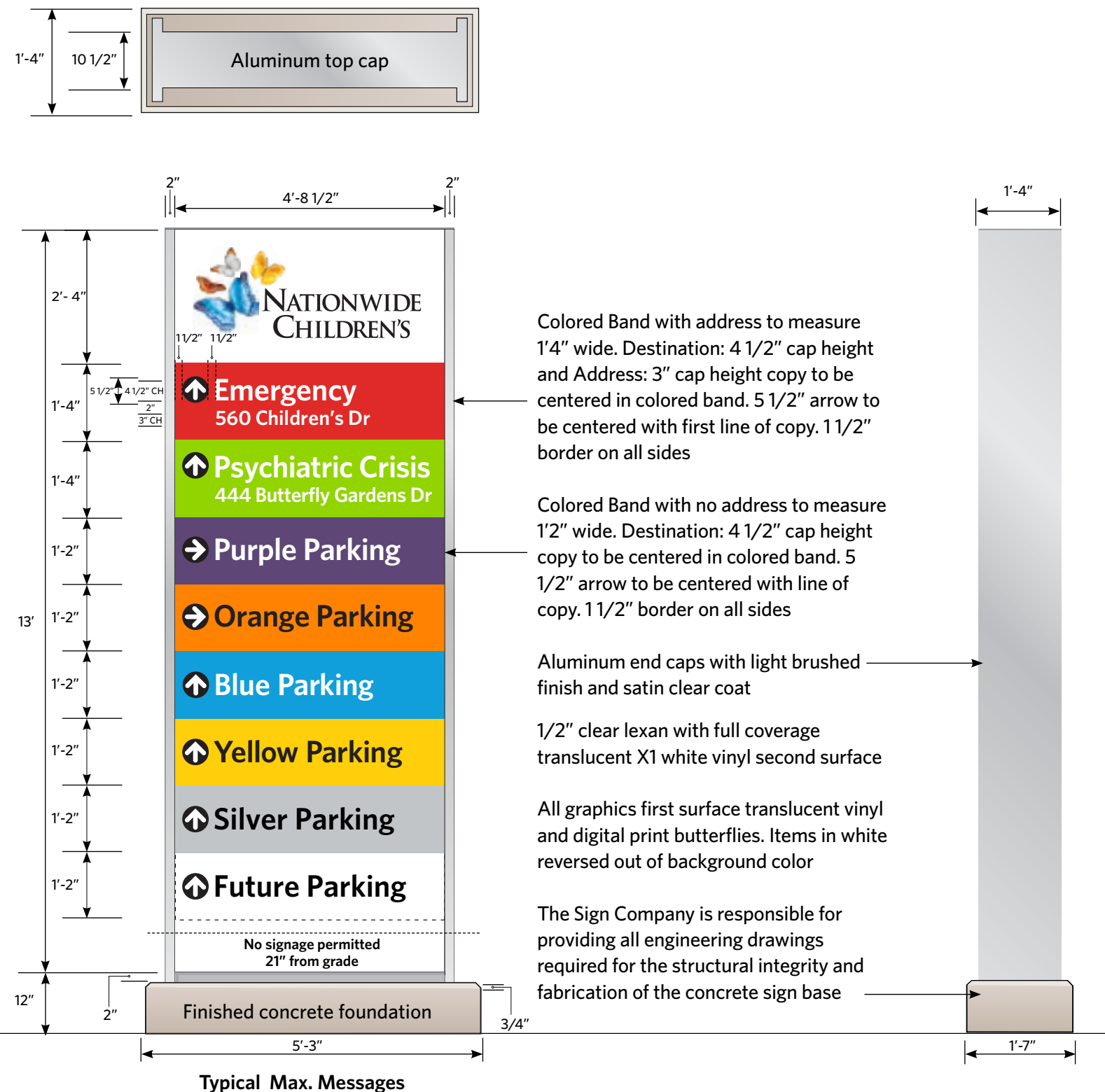
The drawings within this document are for the exclusive use of NCH. Any other use of these drawings, in whole or in part, without the prior written consent of NCH is prohibited.



Font: Whitney Semibold

Note: Sizing of color bands and addresses to be reviewed by location based on amount of content complexities of the campus wayfinding.

NCH will provide 120V/277V electrical circuits within five feet of the center of each sign. All exterior lighting circuits should be controlled by a photocell. Refer to NCH Design Requirements for additional information. The 120/277 volt power supplies need to have a means of disconnect install that is accessible from the exterior without disassembling the sign. The disconnecting means should be weather resistant and capable of being locked closed to prevent unauthorized individuals from tampering with its operations.



This and all signs are to be installed in accordance with the requirements of Article 600 of the National Electrical Code and/or other applicable codes and municipality requirements. This would include proper grounding and bonding.

The Sign Company is to field verify all dimensions prior to engineering drawings and fabrication, and coordinate power requirements with the NCH Interiors Team.

Please read the disclaimer copy to the right in the document title block for details.



NCH Master Exterior Sign Standards

Design Guidelines Drawing Package

Vehicular Directional

Primary Directional

Illuminated

If you have questions
please consult with
NCH Interiors Team.

The purpose of these guidelines is to provide clarity and consistency with development of exterior signage. The sign vendor awarded the contract by Nationwide Children's Hospital (NCH) and its approved sub-contractors, accepts total responsibility for final control drawings, engineering, materials selection, and sign fabrication and installation based on latest state and federal building codes for each specific location.

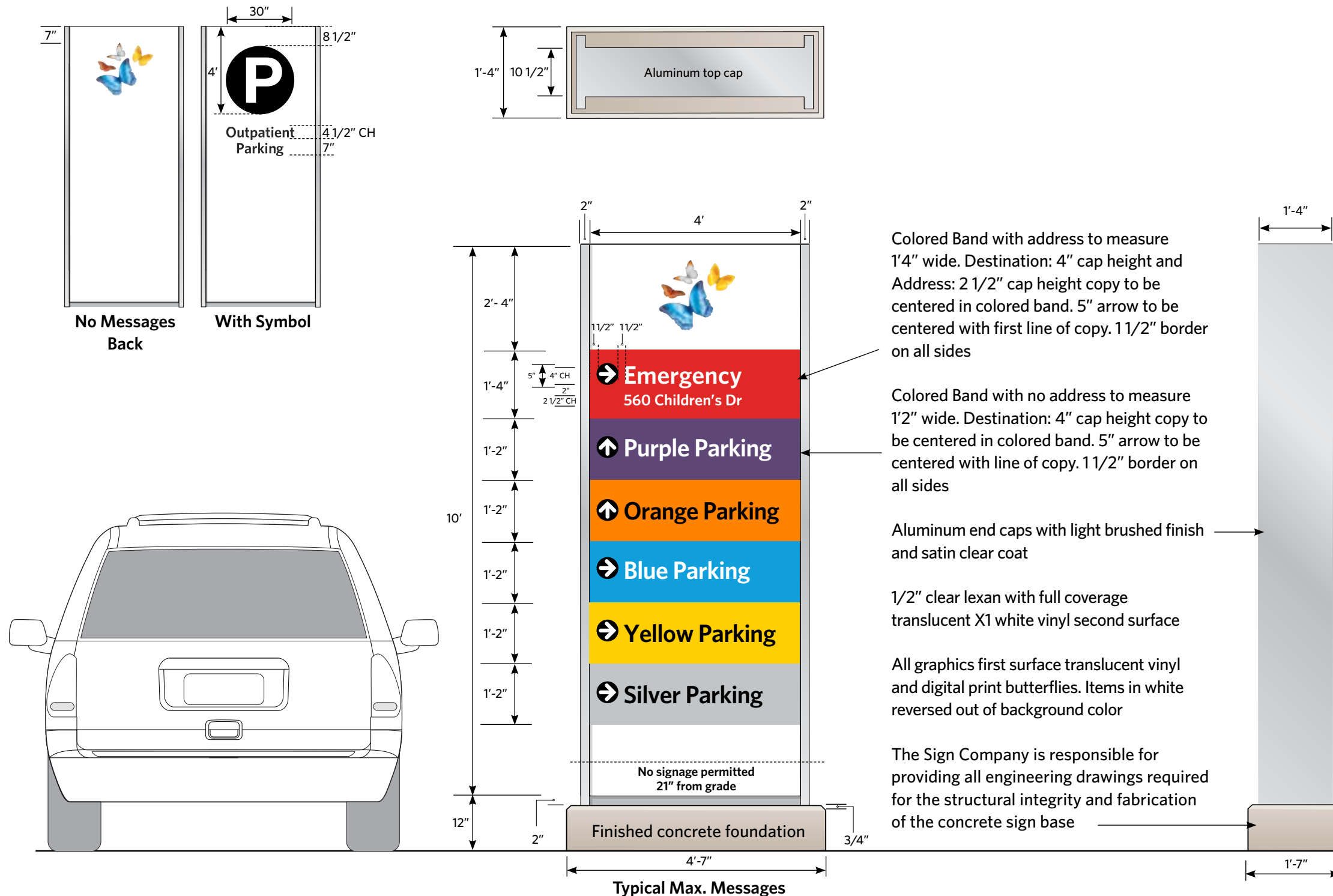
NCH assumes no responsibility for final engineering, materials not specified herein, sign fabrication and installation, or use of any non-compliant NCH signs or products developed without prior written consent from NCH. NCH hereby disclaims any and all expressed or implied warranties if these drawings are used for any purpose other than to provide design direction to NCH sign contractors and their sub-contractors.

The drawings within this document are for the exclusive use of NCH. Any other use of these drawings, in whole or in part, without the prior written consent of NCH is prohibited.

Revision Date: **2025 0318**

Page 25

Drawing No: **0500**



NCH Master Exterior Sign Standards

Design Guidelines
Drawing Package

Vehicular Directional

Secondary Directional

Illuminated

If you have questions
please consult with
NCH Interiors Team.

The purpose of these guidelines is to provide clarity and consistency with development of exterior signage. The sign vendor awarded the contract by Nationwide Children's Hospital (NCH) and its approved sub-contractors, accepts total responsibility for final control drawings, engineering, materials selection, and sign fabrication and installation based on latest state and federal building codes for each specific location.

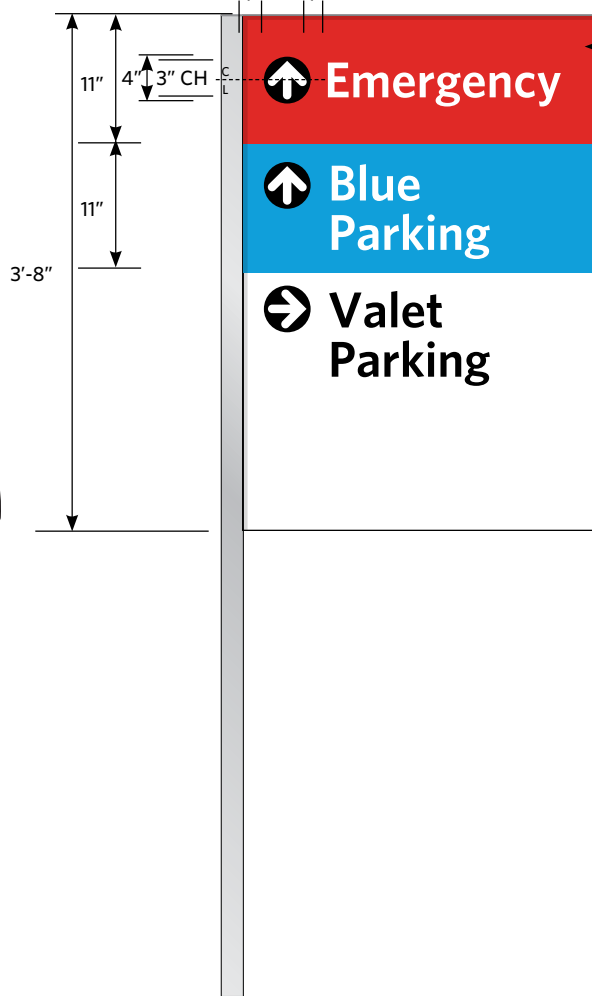
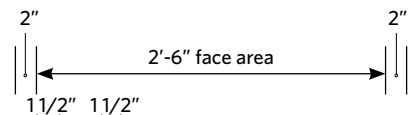
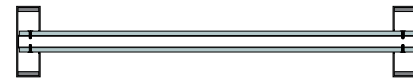
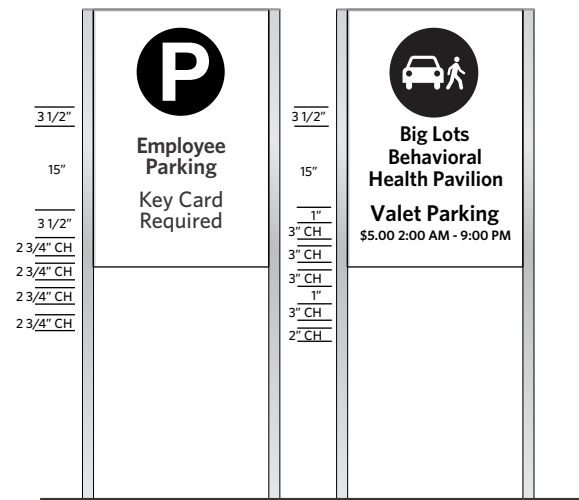
NCH assumes no responsibility for final engineering, materials not specified herein, sign fabrication and installation, or use of any non-compliant NCH signs or products developed without prior written consent from NCH. NCH hereby disclaims any and all expressed or implied warranties if these drawings are used for any purpose other than to provide design direction to NCH sign contractors and their sub-contractors.

The drawings within this document are for the exclusive use of NCH. Any other use of these drawings, in whole or in part, without the prior written consent of NCH is prohibited.

Revision Date: **2025 0318**

Page **26**

Drawing No: **0600**



Colored Band with no address to measure 11" wide. Destination: 3" cap height copy to be centered in colored band. 4" arrow to be centered with line of copy. 1 1/2" border on all sides

Internal blocking as required to secure top cap

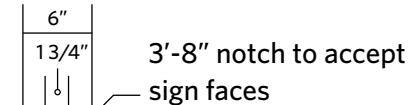
6" x 2" aluminum tube support poles, light brushed finish and satin clear coat. Direct burial in ground

3/8" clear lexan face (s) with full coverage opaque X1 white vinyl second surface

Sign faces secured to 1" sq. sub-frame inside tube supports (as required) with concealed mechanical fasteners

Light brushed finish and satin clear coat on sub-frame's bottom exposed edge

Outer side faces and internal frame unit slide into notches in end posts



Typical Max. Messages

Font: Whitney Semibold

All messages first surface reflective X1 white & X2 black vinyl and digital print butterflies. Top cap light brushed finish and satin clear coat. Secure with countersink mechanical fasteners with matching head finish as pole. Concealed rubber gasket at corner of each notch to seal post and protect sign face(s).

The Sign Company is to field verify all dimensions prior to engineering drawings and fabrication, and coordinate power requirements with the NCH Interiors Team.

Please read the disclaimer copy to the right in the document title block for details.



NCH Master Exterior Sign Standards

Design Guidelines
Drawing Package

Vehicular Directional

Tertiary Directional

Post & Panel

Reflective

If you have questions
please consult with
NCH Interiors Team.

The purpose of these guidelines is to provide clarity and consistency with development of exterior signage. The sign vendor awarded the contract by Nationwide Children's Hospital (NCH) and its approved sub-contractors, accepts total responsibility for final control drawings, engineering, materials selection, and sign fabrication and installation based on latest state and federal building codes for each specific location.

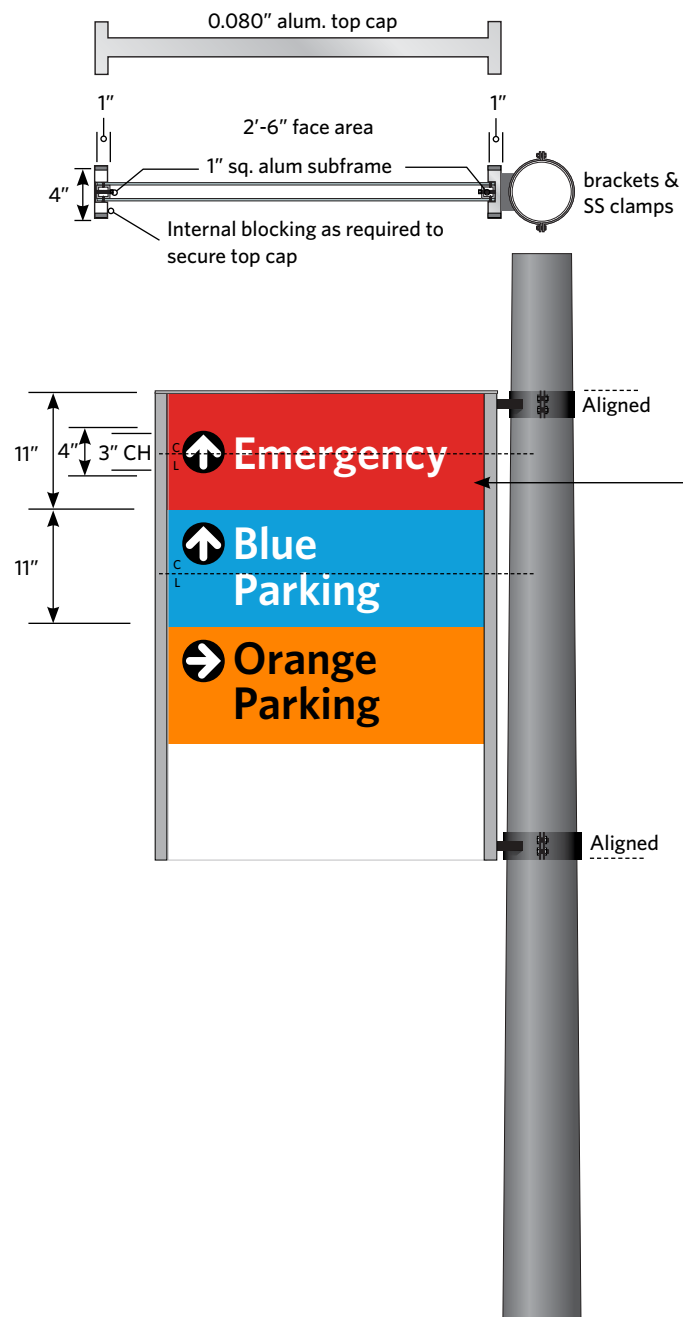
NCH assumes no responsibility for final engineering, materials not specified herein, sign fabrication and installation, or use of any non-compliant NCH signs or products developed without prior written consent from NCH. NCH hereby disclaims any and all expressed or implied warranties if these drawings are used for any purpose other than to provide design direction to NCH sign contractors and their sub-contractors.

The drawings within this document are for the exclusive use of NCH. Any other use of these drawings, in whole or in part, without the prior written consent of NCH is prohibited.

Revision Date: **2025 0318**

Page **27**

Drawing No: **0700**



Mounting Option 1

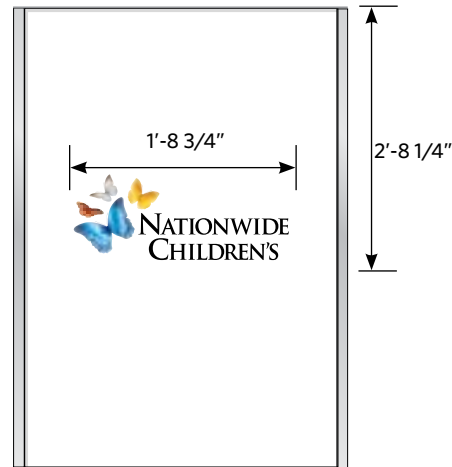
Colored Band with no address to measure 11" wide. Destination: 3" cap height copy to be centered in colored band. 4" arrow to be centered with line of copy. 1 1/2" border on all sides

1" x 1" internal aluminum tube frame, light brushed finish and satin clear coat on outer perimeter exposed edges. Attached to support bar and bracket with mechanical fasteners

3/16" clear lexan faces with second surface full coverage opaque X1 white vinyl. First surface clear with all messages first surface reflective X1 white and X2 black vinyl and digital print butterflies. Red band X11 opaque vinyl first surface



Side A Typical Max. Messages



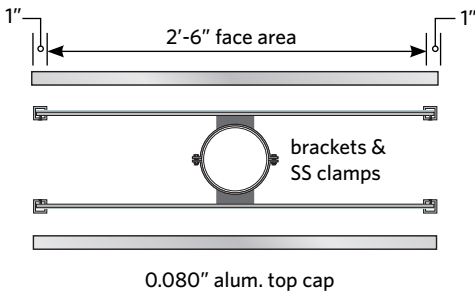
Side B Typical Max. Messages

1" x 1" aluminum external tube frame, light brushed finish and satin clear coat. Attached to pole bracket with mechanical fasteners

3/16" clear lexan face each side with second surface full coverage opaque X1 white vinyl. First surface clear with all messages first surface reflective X1 white and X2 black vinyl and digital print butterflies. Red band X11 opaque vinyl first surface

0.25" aluminum backer panels for rigidity added behind sign faces. Attach sign faces to side tube frame with exterior grade thin mil VHB and silicone as required

0.080" aluminum cap on top covering entire perimeter. 1" metal bracket arms painted to match pole color. Mechanically fasten to accent bracket, welds to sleeve. Bar length from sign to sleeve will vary to achieve level sign face due to taper of pole. Field verify



Mounting Option 2

Font: Whitney Semibold

Attach sign faces to sub-frame with exterior grade thin mil VHB and silicone as required. 1" x 4" accent side bars light brushed finish and satin clear coat all surfaces. Accent bar closest to pole solid aluminum stock. Other accent bar on outside fabricated to reduce weight.

0.080" aluminum cap on top covering entire perimeter. 1" metal bracket arms painted to match pole color. Mechanically fasten to accent bracket, welds to sleeve. Bar length from sign to sleeve will vary to achieve level sign face due to taper of pole. Field verify.

The Sign Company is to field verify all dimensions prior to engineering drawings and fabrication, and coordinate power requirements with the NCH Interiors Team.

Please read the disclaimer copy to the right in the document title block for details.



NCH Master Exterior Sign Standards

Design Guidelines Drawing Package

Vehicular Directional

Tertiary Directional

Pole Mounted

Reflective

If you have questions please consult with NCH Interiors Team.

The purpose of these guidelines is to provide clarity and consistency with development of exterior signage. The sign vendor awarded the contract by Nationwide Children's Hospital (NCH) and its approved sub-contractors, accepts total responsibility for final control drawings, engineering, materials selection, and sign fabrication and installation based on latest state and federal building codes for each specific location.


NCH assumes no responsibility for final engineering, materials not specified herein, sign fabrication and installation, or use of any non-compliant NCH signs or products developed without prior written consent from NCH. NCH hereby disclaims any and all expressed or implied warranties if these drawings are used for any purpose other than to provide design direction to NCH sign contractors and their sub-contractors.

The drawings within this document are for the exclusive use of NCH. Any other use of these drawings, in whole or in part, without the prior written consent of NCH is prohibited.

Revision Date: 2025 0318

Page 28

Drawing No: 0701



125# Concrete Sign Base with 6-foot U-Channel Post by Emedco (emedco.com or 800-442-3633).
For use with signs up to 24" X 24". Posts to be painted Black. Equivalent substitution to be approved by the NCH Interiors Team.



250# Concrete Sign Base with 6-foot U-Channel Post by Emedco (emedco.com or 800-442-3633).
For use with signs up to 30" X 30". Posts to be painted Black. Equivalent substitution to be approved by the NCH Interiors Team.



250# Concrete Base with Square Post Sleeve by Emedco (emedco.com or 800-442-3633).
For use with 2" X 2" Square Sign Post and signs up to 30" X 30". Equivalent substitution to be approved by the NCH Interiors Team.

Note: Selection of the weighted base to be used for a specific application will be at the discretion of the NCH Interiors Team.

**NCH Master
Exterior Sign Standards**

Design Guidelines
Drawing Package

Regulatory Signs


Base Options

If you have questions
please consult with
NCH Interiors Team.

The purpose of these guidelines is to provide clarity and consistency with development of exterior signage. The sign vendor awarded the contract by Nationwide Children's Hospital (NCH) and its approved sub-contractors, accepts total responsibility for final control drawings, engineering, materials selection, and sign fabrication and installation based on latest state and federal building codes for each specific location.

NCH assumes no responsibility for final engineering, materials not specified herein, sign fabrication and installation, or use of any non-compliant NCH signs or products developed without prior written consent from NCH. NCH hereby disclaims any and all expressed or implied warranties if these drawings are used for any purpose other than to provide design direction to NCH sign contractors and their sub-contractors.

The drawings within this document are for the exclusive use of NCH. Any other use of these drawings, in whole or in part, without the prior written consent of NCH is prohibited.

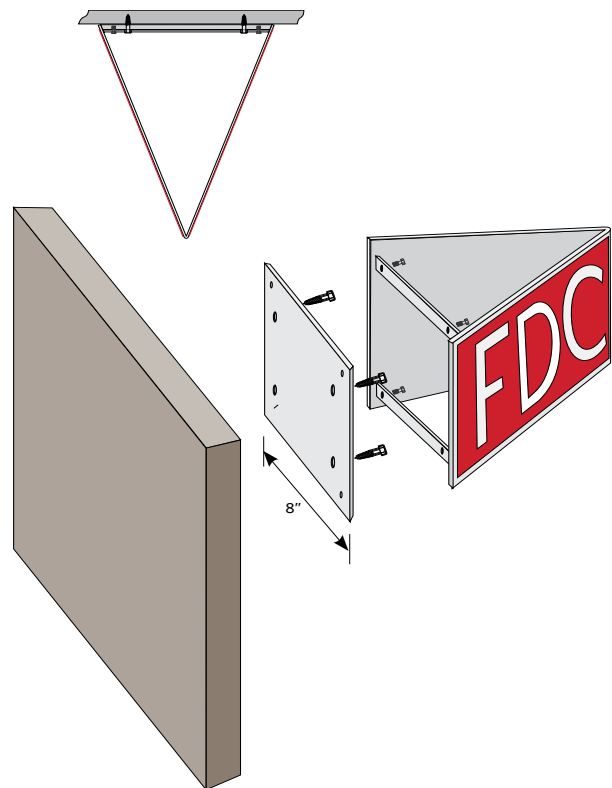


0.080" aluminum painted X16 brushed aluminum
Reflective X1 white and X11 red vinyl

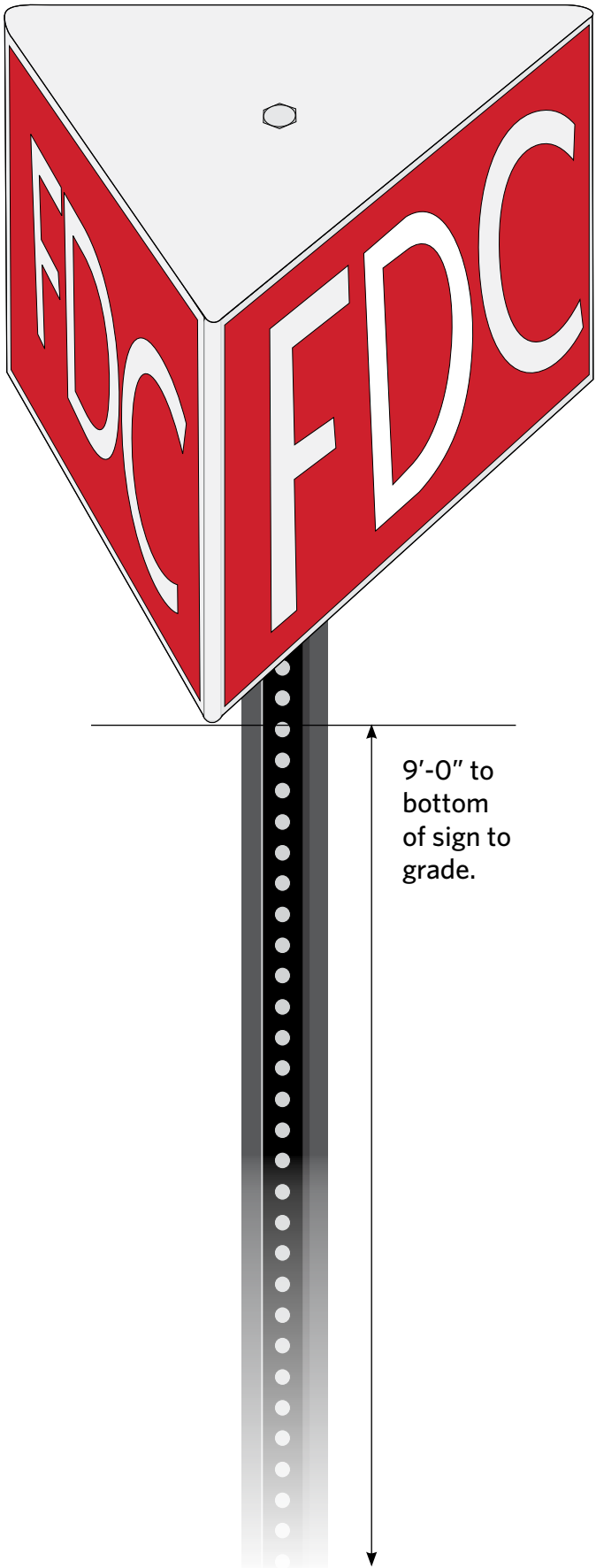
Double Face Projecting Wall Mount Sign

1/4" plate aluminum backer fastened to wall (anchors to be determined by type of wall)

Projecting sign bolts to mounting plate with drilled and tapped fasteners. Sign and mounting plate painted X16 silver



3-sided Post Mount Ground Sign



Use rust-resistant fastening hardware.

The Sign Company is to field verify all dimensions prior to purchases and/or fabrication, and coordinate with the NCH Interiors Team.

Please read the disclaimer copy to the right in the document title block for details.

See page 0900 for base and post options. Final selection to be determined by NCH Interiors Team.

Note: Required by City of Columbus Fire Marshal - review with all municipalities.

**NCH Master
Exterior Sign Standards**

Design Guidelines
Drawing Package

Regulatory Signs

FDC Connection

Reflective

If you have questions
please consult with
NCH Interiors Team.

The purpose of these guidelines is to provide clarity and consistency with development of exterior signage. The sign vendor awarded the contract by Nationwide Children's Hospital (NCH) and its approved sub-contractors, accepts total responsibility for final control drawings, engineering, materials selection, and sign fabrication and installation based on latest state and federal building codes for each specific location.

NCH assumes no responsibility for final engineering, materials not specified herein, sign fabrication and installation, or use of any non-compliant NCH signs or products developed without prior written consent from NCH. NCH hereby disclaims any and all expressed or implied warranties if these drawings are used for any purpose other than to provide design direction to NCH sign contractors and their sub-contractors.

The drawings within this document are for the exclusive use of NCH. Any other use of these drawings, in whole or in part, without the prior written consent of NCH is prohibited.



0.080" aluminum painted X16 silver.
Reflective X1 white and X11 red vinyl

Font: Segoe UI Emoji
Note: Segoe UI Emoji Font is used for the FDC signs only to ensure all information fits properly on the sign. It is not permitted to be used on any other signs.



Use rust-resistant fastening hardware.

The Sign Company is to field verify all dimensions prior to purchases and/or fabrication, and coordinate with the NCH Interiors Team.

Please read the disclaimer copy to the right in the document title block for details.

See page 0900 for base and post options. Final selection to be determined by NCH Interiors Team.

Note: Required by City of Columbus Fire Marshal - review with all municipalities.

**NCH Master
Exterior Sign Standards**

Design Guidelines
Drawing Package

Regulatory Signs

FDC Connection

Reflective

If you have questions
please consult with
NCH Interiors Team.

The purpose of these guidelines is to provide clarity and consistency with development of exterior signage. The sign vendor awarded the contract by Nationwide Children's Hospital (NCH) and its approved sub-contractors, accepts total responsibility for final control drawings, engineering, materials selection, and sign fabrication and installation based on latest state and federal building codes for each specific location.

NCH assumes no responsibility for final engineering, materials not specified herein, sign fabrication and installation, or use of any non-compliant NCH signs or products developed without prior written consent from NCH. NCH hereby disclaims any and all expressed or implied warranties if these drawings are used for any purpose other than to provide design direction to NCH sign contractors and their sub-contractors.

The drawings within this document are for the exclusive use of NCH. Any other use of these drawings, in whole or in part, without the prior written consent of NCH is prohibited.

Revision Date: **2025 0318**

Page **31**

Drawing No: **0902**


ODOT W11-2 Pedestrian Crossing

No longer in ODOT Design Manual but available at suppliers Reflective yellow and black graphics. 1/8" aluminum




ODOT R9-3 No Pedestrian Crossing

Reflective white, red and black graphics. 1/8" aluminum



ODOT R1-5 Yield to Pedestrians

Reflective white, red and black graphics. 1/8" aluminum




ODOT R1-6 Pedestrian Crossing with STOP or Yield sign graphic

12" x 36" reflective yellow, white and black. 36 lb. rubber base.

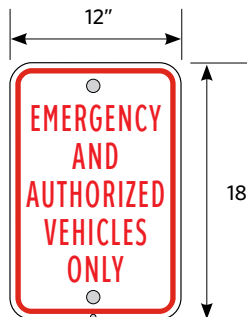


ODOT R1-1 STOP

24" x 24" x 0.625" reflective red and white graphics. 1/8" aluminum



7' to bottom of top sign on public roadways or if multiple signs are needed

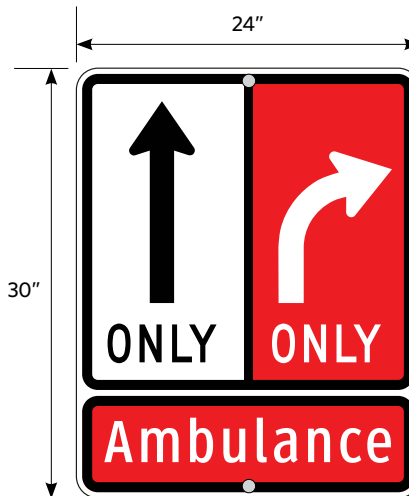


1/8" aluminum



Black Post

Use break-away sections per code to minimize damage to vehicles and sign if struck



6'-6" to top of sign

Small Regulatory

Medium Regulatory

Large Regulatory



NCH Master Exterior Sign Standards

Design Guidelines
Drawing Package

Regulatory Signs

ODOT

Reflective

If you have questions
please consult with
NCH Interiors Team.

Custom signs use ODOT approved font Clearview Highway, styles 1-W and 2-W.

Use rust-resistant fastening hardware.

Please refer to ODOT Sign Design and Marketing Manual for details and specifications.

The Sign Company is to field verify all dimensions and locations prior to purchases and/or fabrication, and coordinate with the NCH Interiors Team.

Please read the disclaimer copy to the right in the document title block for details.

See page 0900 for base and post options. Final selection to be determined by NCH Interiors Team.

The purpose of these guidelines is to provide clarity and consistency with development of exterior signage. The sign vendor awarded the contract by Nationwide Children's Hospital (NCH) and its approved sub-contractors, accepts total responsibility for final control drawings, engineering, materials selection, and sign fabrication and installation based on latest state and federal building codes for each specific location.

NCH assumes no responsibility for final engineering, materials not specified herein, sign fabrication and installation, or use of any non-compliant NCH signs or products developed without prior written consent from NCH. NCH hereby disclaims any and all expressed or implied warranties if these drawings are used for any purpose other than to provide design direction to NCH sign contractors and their sub-contractors.


The drawings within this document are for the exclusive use of NCH. Any other use of these drawings, in whole or in part, without the prior written consent of NCH is prohibited.

Revision Date: **2025 0318**

Page **32**

Drawing No: **0903**


ODOT R3-5L Left Turn Only
Reflective white and black graphics



ODOT R3-5R Right Turn Only
Reflective white and black graphics



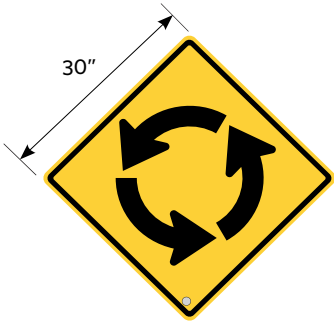
ODOT R3-2 No Left Turn
Reflective white, red and black graphics. 1/8" aluminum



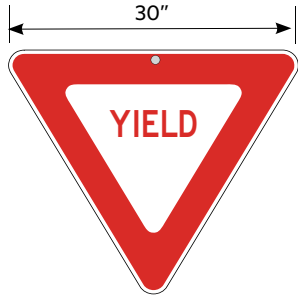
ODOT R3-1 No Right Turn
Reflective white, red and black graphics. 1/8" aluminum




R10-H5b Continuous Right Turn with Caution
Reflective white and black graphics. 1/8" aluminum



ODOT R1-2 Yield
Reflective white and red graphics. 1/8" aluminum



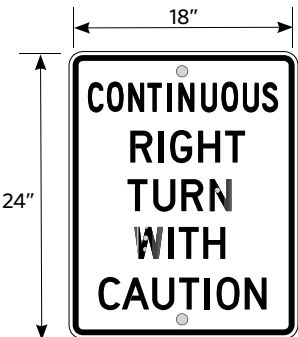
R4-7b Keep Right
Reflective white and black graphics. 1/8" aluminum



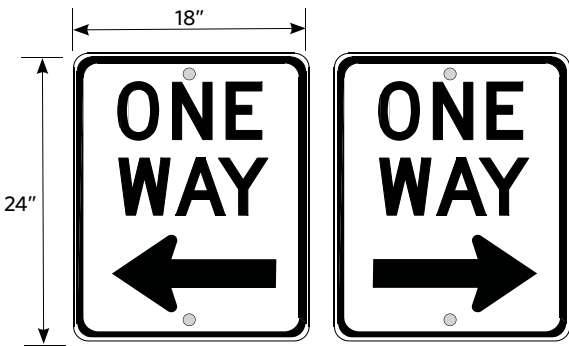
R4-8b Keep Left
Reflective white and black graphics. 1/8" aluminum



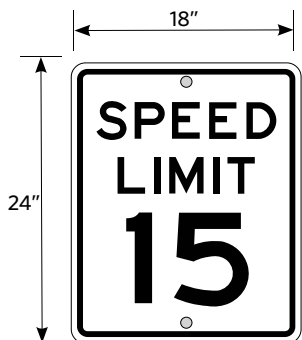
R10-H5b Continuous Right Turn with Caution
Reflective white and black graphics. 1/8" aluminum



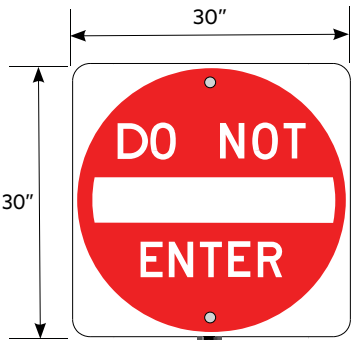
ODOT R6-2 One Way
Reflective white and black graphics. 1/8" aluminium



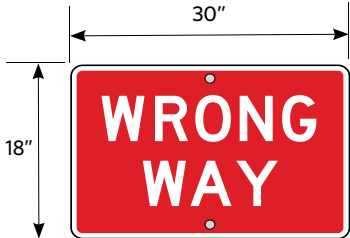
ODOT R2-1 Speed Limit
All speeds available when ordering Reflective white and black graphics. If a second sign is needed, always mount above lower sign set to 4'-6" height to bottom. 1/8" aluminum



R5-1 Do Not Enter
Reflective white and red graphics. 1/8" aluminum



R5-1a Wrong Way
Reflective white and red graphics. 1/8" aluminum



Custom signs use ODOT approved font Clearview Highway, styles 1-W and 2-W.

Use rust-resistant fastening hardware.

Please refer to ODOT Sign Design and Marketing Manual for details and specifications.

The Sign Company is to field verify all dimensions and locations prior to purchases and/or fabrication, and coordinate with the NCH Interiors Team.

Please read the disclaimer copy to the right in the document title block for details.

See page 0900 for base and post options. Final selection to be determined by NCH Interiors Team.



NCH Master Exterior Sign Standards

Design Guidelines
Drawing Package

Regulatory Signs

ODOT

Reflective

If you have questions
please consult with
NCH Interiors Team.

The purpose of these guidelines is to provide clarity and consistency with development of exterior signage. The sign vendor awarded the contract by Nationwide Children's Hospital (NCH) and its approved sub-contractors, accepts total responsibility for final control drawings, engineering, materials selection, and sign fabrication and installation based on latest state and federal building codes for each specific location.

NCH assumes no responsibility for final engineering, materials not specified herein, sign fabrication and installation, or use of any non-compliant NCH signs or products developed without prior written consent from NCH. NCH hereby disclaims any and all expressed or implied warranties if these drawings are used for any purpose other than to provide design direction to NCH sign contractors and their sub-contractors.

The drawings within this document are for the exclusive use of NCH. Any other use of these drawings, in whole or in part, without the prior written consent of NCH is prohibited.

Revision Date: **2025 0318**

Page 33

Drawing No: **0904**

R7-1 No Parking Anytime
Reflective white and red graphics



R7-2 No Parking Hours
Reflective black, white and red graphics



R7-2a No Parking Hours and Arrow
Reflective white and red graphics



R7-4 No Standing Anytime
Reflective white and red graphics



R7-4a No Standing
Reflective white and red graphics



R7-6 No Parking Loading Zone
Reflective white and red graphics



R7-H10 No Parking
Reflective black, white and red graphics



R7-H10 No Parking Fire Lane
Reflective white and red graphics



R8-3a No Parking
Reflective white and red graphics



R7-2a No Parking Hours and Arrow
Reflective white and red graphics



R7-5 Hourly Parking
Reflective white and green graphics



R7-108 Hourly/Minute Parking
Reflective white and green graphics



R7-23 Hourly/Minute Parking
Reflective black, white and green graphics



R7-8 Accessible Parking
Reflective white, blue and green graphics



R7-8a Van Accessible
Reflective white, blue (directional) or green (non-directional) graphics



R7-H8bP Columbus OH Fine Sign
Reflective white and black graphics



Custom signs use ODOT approved font Clearview Highway, styles 1-W and 2-W.

Artwork to be obtained by NCH Interiors Team.

Use rust-resistant fastening hardware.

Please refer to ODOT Sign Design and Marketing Manual for details and specifications.

The Sign Company is to field verify all dimensions and locations prior to purchases and/or fabrication, and coordinate with the NCH Interiors Team.

Please read the disclaimer copy to the right in the document title block for details.

See page 0900 for base and post options. Final selection to be determined by NCH Interiors Team.



NCH Master Exterior Sign Standards

Design Guidelines
Drawing Package

Informational Parking Signs

ODOT

Limited and Restrictive Parking

Reflective

Custom

If you have questions please consult with NCH Interiors Team.

The purpose of these guidelines is to provide clarity and consistency with development of exterior signage. The sign vendor awarded the contract by Nationwide Children's Hospital (NCH) and its approved sub-contractors, accepts total responsibility for final control drawings, engineering, materials selection, and sign fabrication and installation based on latest state and federal building codes for each specific location.

NCH assumes no responsibility for final engineering, materials not specified herein, sign fabrication and installation, or use of any non-compliant NCH signs or products developed without prior written consent from NCH. NCH hereby disclaims any and all expressed or implied warranties if these drawings are used for any purpose other than to provide design direction to NCH sign contractors and their sub-contractors.

The drawings within this document are for the exclusive use of NCH. Any other use of these drawings, in whole or in part, without the prior written consent of NCH is prohibited.

Revision Date: **2025 0318**

Page 34

Drawing No: **1001**



1/8" aluminum custom signs with reflective X1 white, X2 black, X11 red, X4 blue and X8 green on white face

Black Post

Use break-away sections per code to minimize damage to vehicles and sign if struck

Custom signs use ODOT approved font Clearview Highway, styles 1-W and 2-W.

Artwork to be obtained by NCH Interiors Team.

Use rust-resistant fastening hardware.

Please refer to ODOT Sign Design and Marketing Manual for details and specifications.

The Sign Company is to field verify all dimensions and locations prior to purchases and/or fabrication, and coordinate with the NCH Interiors Team.

Please read the disclaimer copy to the right in the document title block for details.

See page 0900 for base and post options. Final selection to be determined by NCH Interiors Team.



NCH Master Exterior Sign Standards

Design Guidelines Drawing Package

Informational Parking Signs

Custom

Limited and Restrictive Parking

Reflective

If you have questions please consult with NCH Interiors Team.

The purpose of these guidelines is to provide clarity and consistency with development of exterior signage. The sign vendor awarded the contract by Nationwide Children's Hospital (NCH) and its approved sub-contractors, accepts total responsibility for final control drawings, engineering, materials selection, and sign fabrication and installation based on latest state and federal building codes for each specific location.

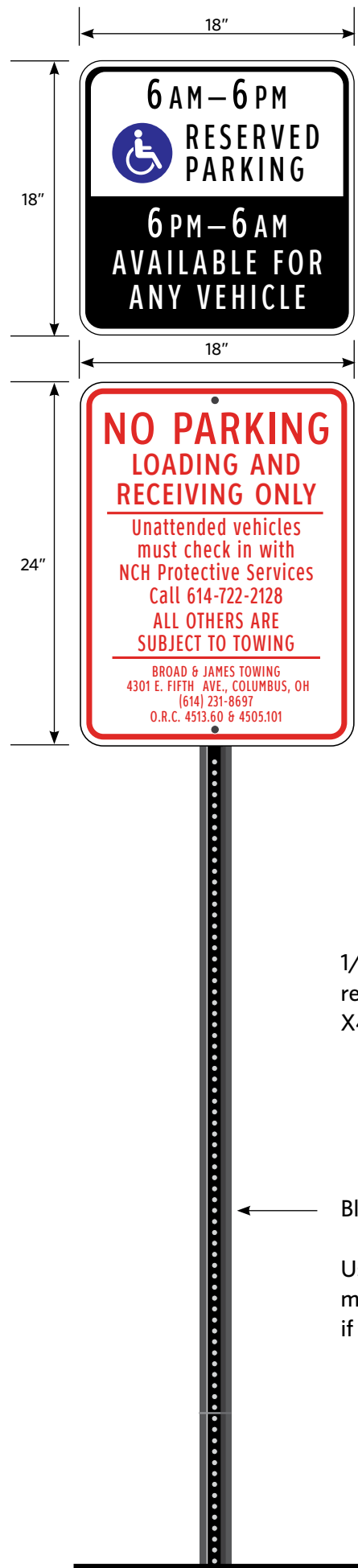
NCH assumes no responsibility for final engineering, materials not specified herein, sign fabrication and installation, or use of any non-compliant NCH signs or products developed without prior written consent from NCH. NCH hereby disclaims any and all expressed or implied warranties if these drawings are used for any purpose other than to provide design direction to NCH sign contractors and their sub-contractors.

The drawings within this document are for the exclusive use of NCH. Any other use of these drawings, in whole or in part, without the prior written consent of NCH is prohibited.

Revision Date: 2025 0318

Page 35

Drawing No: 1002



1/8" aluminum custom signs with reflective X1 white, X2 black, X11 red, X4 blue and X8 green on white face

Black Post

Use break-away sections per code to minimize damage to vehicles and sign if struck



Custom signs with reflective X2 black and X9 yellow on 1/8" aluminum

Custom signs use ODOT approved font Clearview Highway, styles 1-W and 2-W.

Artwork to be obtained by NCH Interiors Team.

Use rust-resistant fastening hardware.

Please refer to ODOT Sign Design and Marketing Manual for details and specifications.

The Sign Company is to field verify all dimensions and locations prior to purchases and/or fabrication, and coordinate with the NCH Interiors Team.

Please read the disclaimer copy to the right in the document title block for details.

See page 0900 for base and post options. Final selection to be determined by NCH Interiors Team.



NCH Master Exterior Sign Standards

Design Guidelines
Drawing Package

Informational
Parking Signs

Custom

Limited Parking and
Protective Services

Reflective

If you have questions
please consult with
NCH Interiors Team.

The purpose of these guidelines is to provide clarity and consistency with development of exterior signage. The sign vendor awarded the contract by Nationwide Children's Hospital (NCH) and its approved sub-contractors, accepts total responsibility for final control drawings, engineering, materials selection, and sign fabrication and installation based on latest state and federal building codes for each specific location.

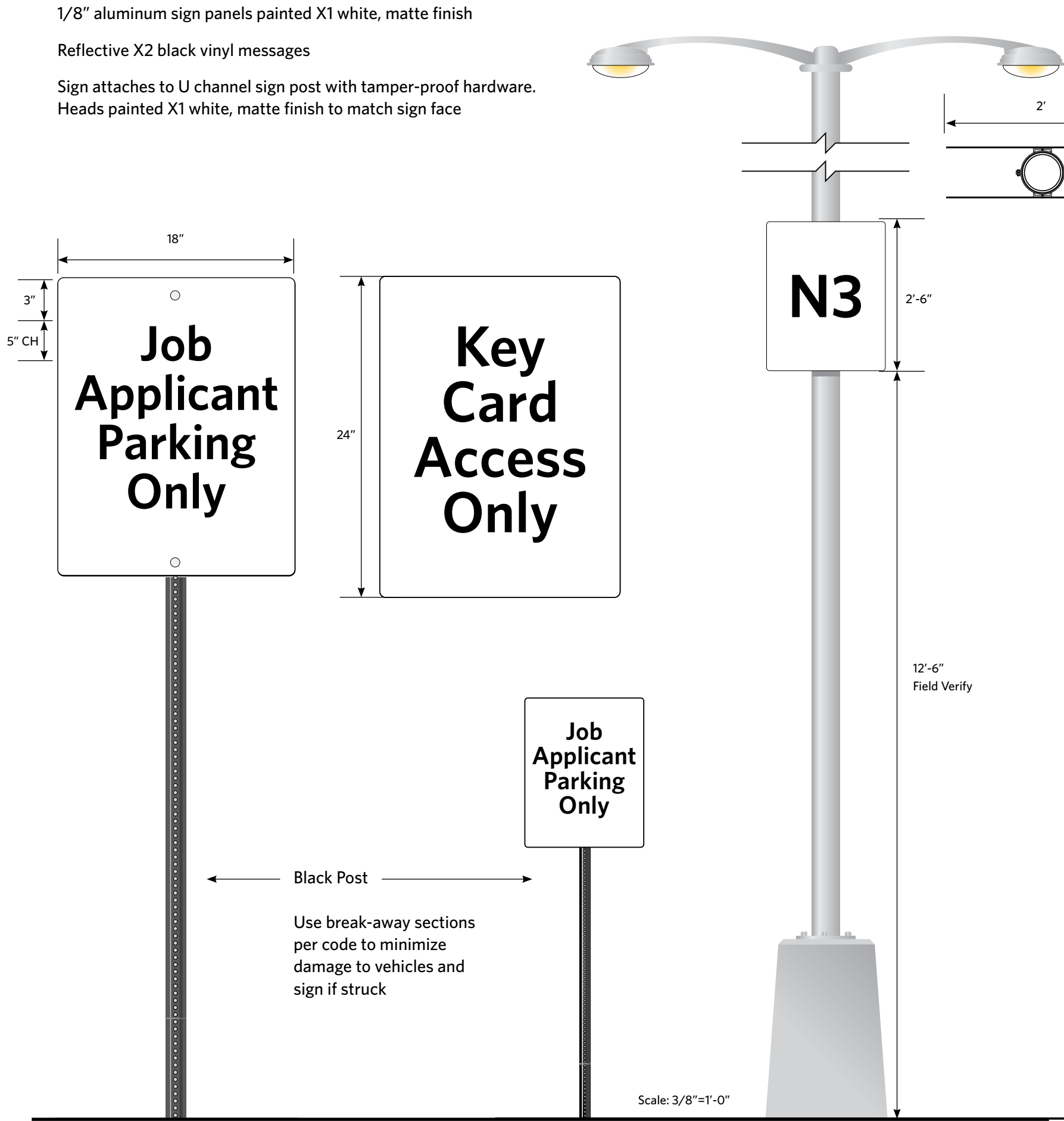
NCH assumes no responsibility for final engineering, materials not specified herein, sign fabrication and installation, or use of any non-compliant NCH signs or products developed without prior written consent from NCH. NCH hereby disclaims any and all expressed or implied warranties if these drawings are used for any purpose other than to provide design direction to NCH sign contractors and their sub-contractors.

The drawings within this document are for the exclusive use of NCH. Any other use of these drawings, in whole or in part, without the prior written consent of NCH is prohibited.

Revision Date: 2025 0318

Page 36

Drawing No: 1003



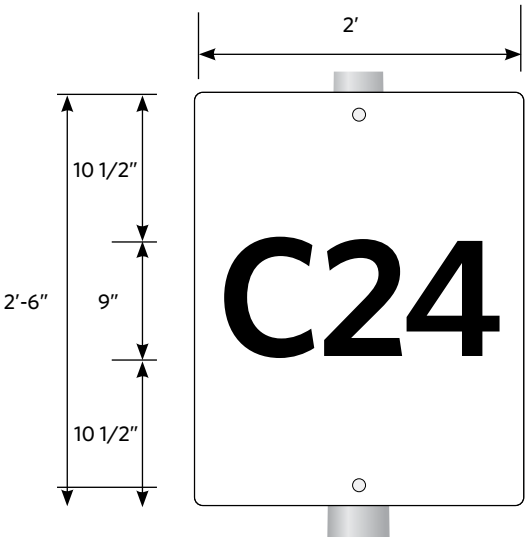
3/16" metal clamp/sleeves mounted to sign pole, painted to match pole color along with all hardware (field verify pole color, diameter at top and bottom mounting points).

Aluminum U channel mounted behind sign face painted X1 white, matte finish.

1/8" aluminum sign panels painted X1 white, matte finish.

Reflective X2 black vinyl messages.

Sign attaches to U channel with rust-resistant hardware. Heads painted X1 white, matte finish to match sign face.



Font: Whitney Semibold

The Sign Company is to field verify all dimensions prior to engineering drawings and fabrication, and coordinate with the NCH Interiors Team.

Please read the disclaimer copy to the right in the document title block for details.

See page 0900 for base and post options. Final selection to be determined by NCH Interiors Team.



NCH Master Exterior Sign Standards

Design Guidelines Drawing Package

Informational Parking Signs

Parking Lot Identification

Reflective

If you have questions please consult with NCH Interiors Team.

The purpose of these guidelines is to provide clarity and consistency with development of exterior signage. The sign vendor awarded the contract by Nationwide Children's Hospital (NCH) and its approved sub-contractors, accepts total responsibility for final control drawings, engineering, materials selection, and sign fabrication and installation based on latest state and federal building codes for each specific location.

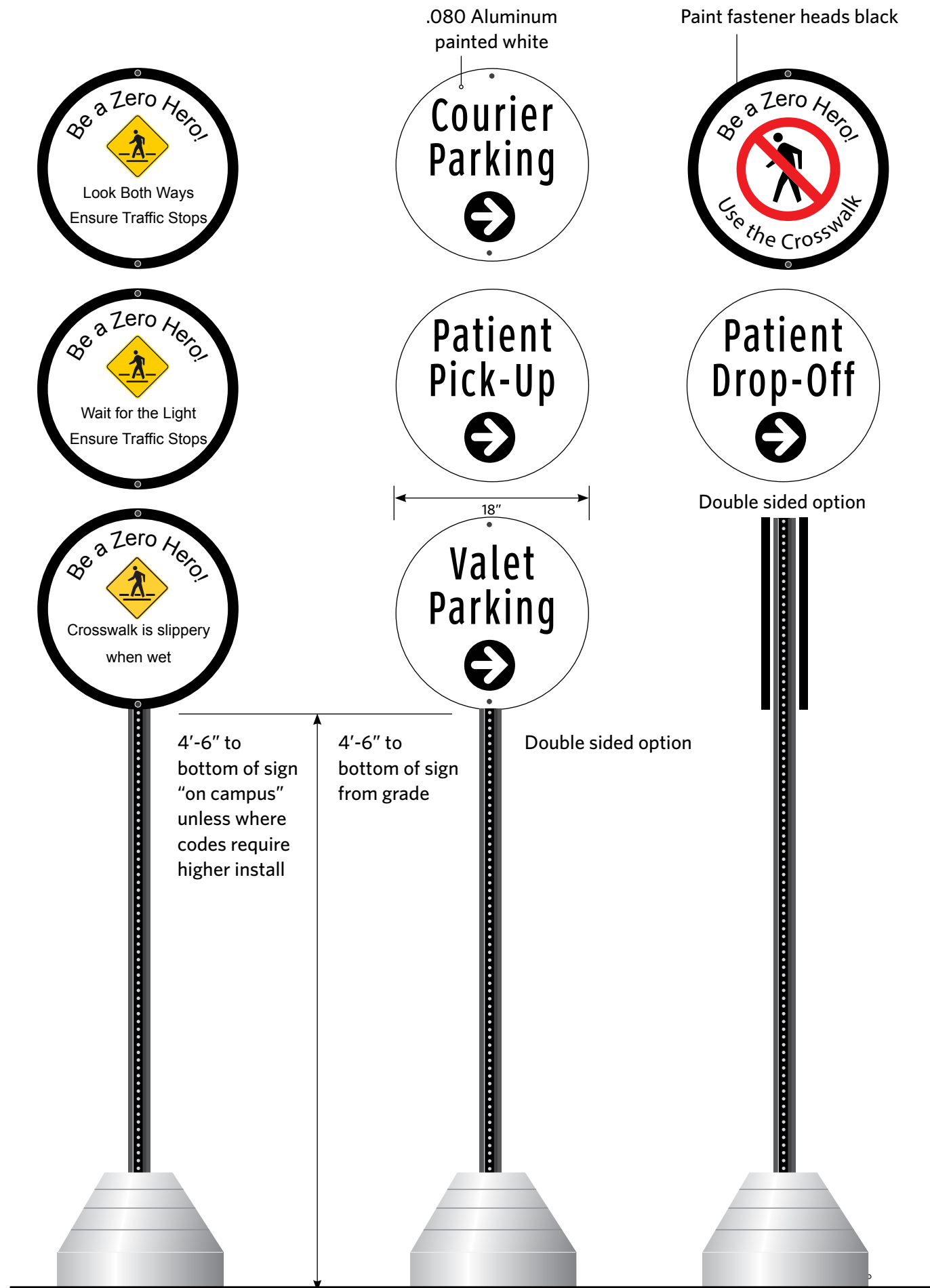
NCH assumes no responsibility for final engineering, materials not specified herein, sign fabrication and installation, or use of any non-compliant NCH signs or products developed without prior written consent from NCH. NCH hereby disclaims any and all expressed or implied warranties if these drawings are used for any purpose other than to provide design direction to NCH sign contractors and their sub-contractors.

The drawings within this document are for the exclusive use of NCH. Any other use of these drawings, in whole or in part, without the prior written consent of NCH is prohibited.

Revision Date: 2025 0318

Page 37

Drawing No: 1004



Ice Alert Roadway Reflectors
myparkingsign.com



Custom signs use ODOT approved font Clearview Highway, styles 1-W and 2-W.

Artwork to be obtained by NCH Interiors Team.

Use rust-resistant fastening hardware.

Please refer to ODOT Sign Design and Marketing Manual for details and specifications.

The Sign Company is to field verify all dimensions and locations prior to purchases and/or fabrication, and coordinate with the NCH Interiors Team.

Please read the disclaimer copy to the right in the document title block for details.

See page **0900** for base and post options. Final selection to be determined by NCH Interiors Team.



NCH Master Exterior Sign Standards

Design Guidelines Drawing Package

Informational Portable Signs

Informational Portable

Reflective

If you have questions
please consult with
NCH Interiors Team.

The purpose of these guidelines is to provide clarity and consistency with development of exterior signage. The sign vendor awarded the contract by Nationwide Children's Hospital (NCH) and its approved sub-contractors, accepts total responsibility for final control drawings, engineering, materials selection, and sign fabrication and installation based on latest state and federal building codes for each specific location.

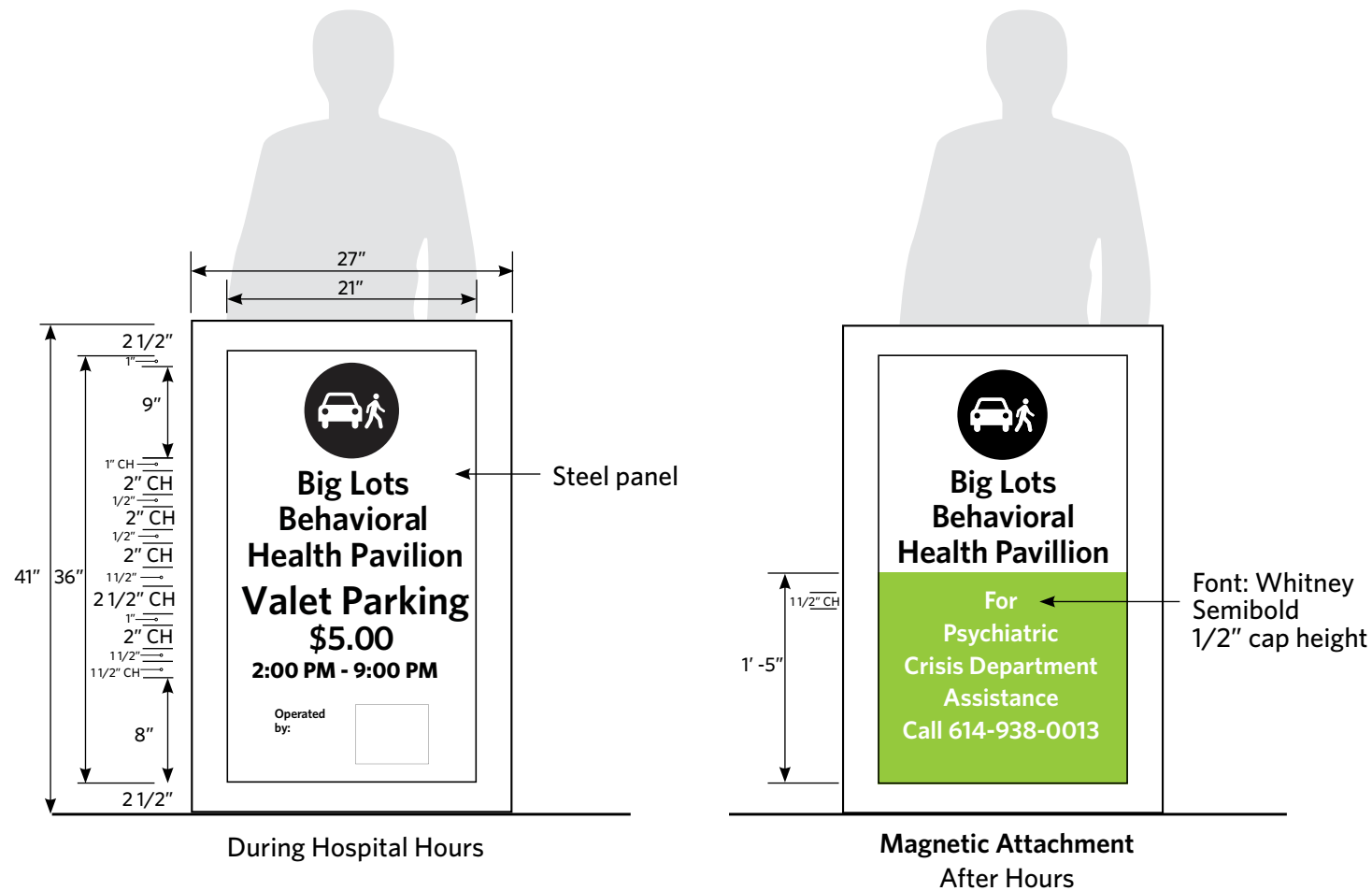
NCH assumes no responsibility for final engineering, materials not specified herein, sign fabrication and installation, or use of any non-compliant NCH signs or products developed without prior written consent from NCH. NCH hereby disclaims any and all expressed or implied warranties if these drawings are used for any purpose other than to provide design direction to NCH sign contractors and their sub-contractors.

The drawings within this document are for the exclusive use of NCH. Any other use of these drawings, in whole or in part, without the prior written consent of NCH is prohibited.

Revision Date: **2025 0318**

Page 38

Drawing No: **1050**



Please read the disclaimer copy to the right in the document title block for details.



NCH Master Exterior Sign Standards

Design Guidelines Drawing Package

Informational Portable Signs

Valet Podium - Large

If you have questions
please consult with
NCH Interiors Team.

The purpose of these guidelines is to provide clarity and consistency with development of exterior signage. The sign vendor awarded the contract by Nationwide Children's Hospital (NCH) and its approved sub-contractors, accepts total responsibility for final control drawings, engineering, materials selection, and sign fabrication and installation based on latest state and federal building codes for each specific location.

NCH assumes no responsibility for final engineering, materials not specified herein, sign fabrication and installation, or use of any non-compliant NCH signs or products developed without prior written consent from NCH. NCH hereby disclaims any and all expressed or implied warranties if these drawings are used for any purpose other than to provide design direction to NCH sign contractors and their sub-contractors.

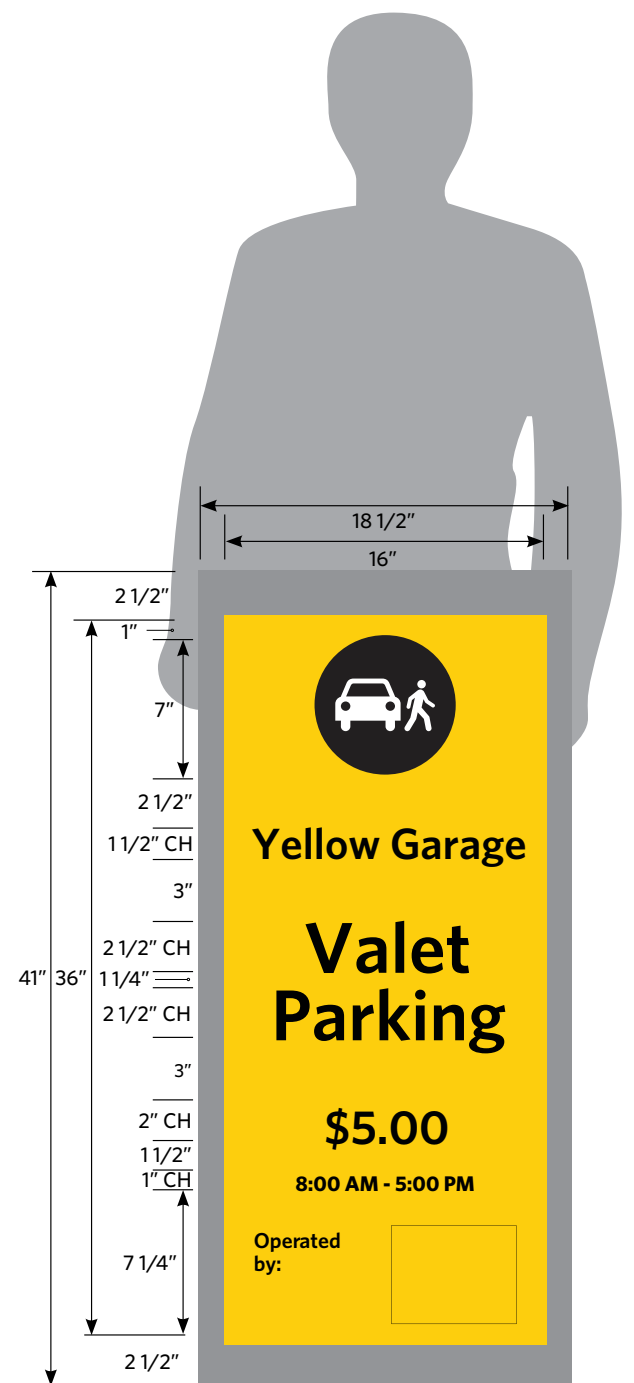
The drawings within this document are for the exclusive use of NCH. Any other use of these drawings, in whole or in part, without the prior written consent of NCH is prohibited.

Revision Date: **2025 0318**

Page 39

Drawing No: **1060**





Note: All copy to be verified with NCH interiors and NCH parking.

Please read the disclaimer copy to the right in the document title block for details.



NCH Master Exterior Sign Standards

Design Guidelines Drawing Package

Informational Portable Signs

Valet Podium - Small

If you have questions
please consult with
NCH Interiors Team.

The purpose of these guidelines is to provide clarity and consistency with development of exterior signage. The sign vendor awarded the contract by Nationwide Children's Hospital (NCH) and its approved sub-contractors, accepts total responsibility for final control drawings, engineering, materials selection, and sign fabrication and installation based on latest state and federal building codes for each specific location.

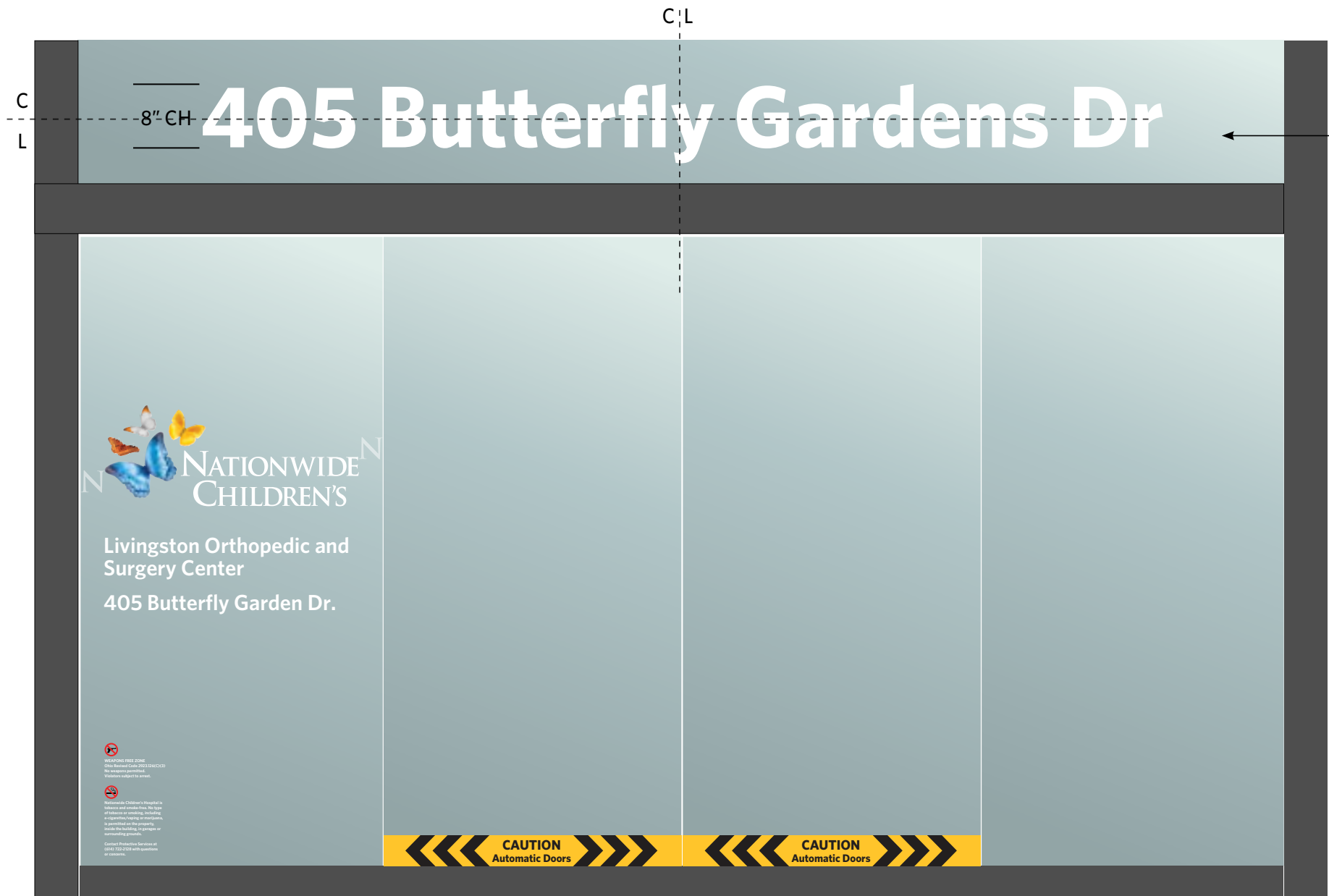
NCH assumes no responsibility for final engineering, materials not specified herein, sign fabrication and installation, or use of any non-compliant NCH signs or products developed without prior written consent from NCH. NCH hereby disclaims any and all expressed or implied warranties if these drawings are used for any purpose other than to provide design direction to NCH sign contractors and their sub-contractors.

The drawings within this document are for the exclusive use of NCH. Any other use of these drawings, in whole or in part, without the prior written consent of NCH is prohibited.

Revision Date: **2025 0318**

Page 40

Drawing No: **1061**



Font: Whitney Bold 8" cap height

Note: This is a building requirement - do not change the size of the font. All copy to be kerned or placed to avoid landing on seams.

Ohio State Fire Code Section 505.1 requires the street address numbers to be in plain sight from the roadway, at a minimum height of 4" and minimum stroke of 1/2". NCH prefers 12" copy if space allows.

The Sign Company is to field verify all dimensions prior to fabrication, and coordinate with the NCH Interiors Team.

Please read the disclaimer copy to the right in the document title block for details.



NCH Master Exterior Sign Standards

Design Guidelines
Drawing Package

Vinyl Signs

Building Numbers

Reflective

If you have questions
please consult with
NCH Interiors Team.

The purpose of these guidelines is to provide clarity and consistency with development of exterior signage. The sign vendor awarded the contract by Nationwide Children's Hospital (NCH) and its approved sub-contractors, accepts total responsibility for final control drawings, engineering, materials selection, and sign fabrication and installation based on latest state and federal building codes for each specific location.

NCH assumes no responsibility for final engineering, materials not specified herein, sign fabrication and installation, or use of any non-compliant NCH signs or products developed without prior written consent from NCH. NCH hereby disclaims any and all expressed or implied warranties if these drawings are used for any purpose other than to provide design direction to NCH sign contractors and their sub-contractors.

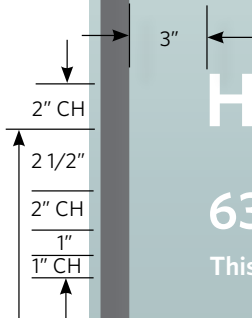
The drawings within this document are for the exclusive use of NCH. Any other use of these drawings, in whole or in part, without the prior written consent of NCH is prohibited.

Revision Date: **2025 0318**

Page **41**

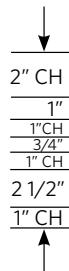
Drawing No: **V1.0**





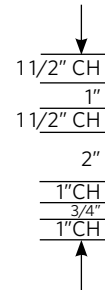
All vinyl first surface, Z1 white and Z11 red, aligned on glass as shown on non moving door or side light

NCH logo artwork to be obtained from NCH Interiors or Brand Team.



Coordinate with NCH Interiors team for hours, placement and graphics coordination prior to installation.

Note: Any signs using the Nationwide Children's Hospital logo will require a prototype for review/approval prior to fabrication.



Font: Whitney Semibold



Vinyl Signs

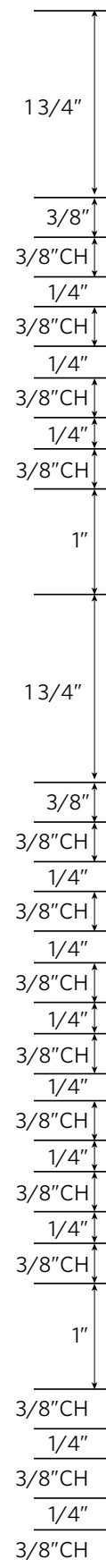
If you have questions
please consult with
NCH Interiors Team.

NCH assumes no responsibility for final engineering, materials not specified herein, sign fabrication and installation, or use of any non-compliant NCH signs or products developed without prior written consent from NCH. NCH hereby disclaims any and all expressed or implied warranties if these drawings are used for any purpose other than to provide design direction to NCH sign contractors and their sub-contractors.

Revision Date: **2025 0318**

Page 42

Drawing No: **V5.0**



WEAPONS FREE ZONE

Ohio Revised Code 2923.126(C)(3)

No weapons permitted.

Violators subject to arrest.



Nationwide Children's Hospital is tobacco and smoke-free. No type of tobacco or smoking, including e-cigarettes/vaping or marijuana, is permitted on the property, inside the building, in garages or surrounding grounds.

Contact Protective Services at (614) 722-2128 with questions or concerns.

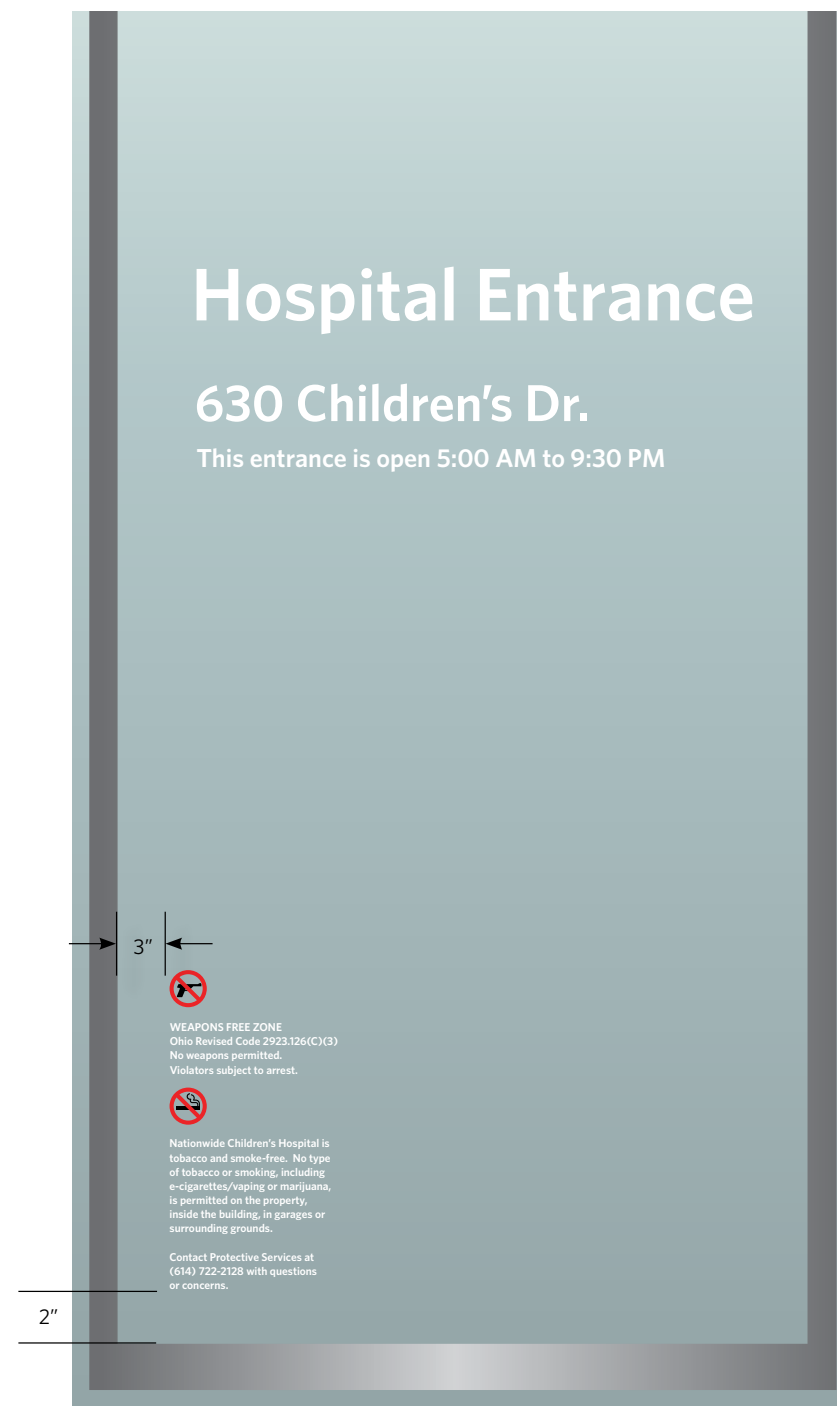
Sign Style V6

All cut vinyl (no matte backer) first surface, X1 white and Z11 red, aligned on glass as shown on non moving door or side light

Black Z2 copy may be used at the discretion of the NCH Interiors team

Font: Whitney Semibold

Note: Coordinate with NCH Interiors team for placement prior to installation.



NCH Master Exterior Sign Standards

Design Guidelines
Drawing Package

Vinyl Signs

No Smoking
No Firearms

If you have questions
please consult with
NCH Interiors Team.

The purpose of these guidelines is to provide clarity and consistency with development of exterior signage. The sign vendor awarded the contract by Nationwide Children's Hospital (NCH) and its approved sub-contractors, accepts total responsibility for final control drawings, engineering, materials selection, and sign fabrication and installation based on latest state and federal building codes for each specific location.

NCH assumes no responsibility for final engineering, materials not specified herein, sign fabrication and installation, or use of any non-compliant NCH signs or products developed without prior written consent from NCH. NCH hereby disclaims any and all expressed or implied warranties if these drawings are used for any purpose other than to provide design direction to NCH sign contractors and their sub-contractors.

The drawings within this document are for the exclusive use of NCH. Any other use of these drawings, in whole or in part, without the prior written consent of NCH is prohibited.

Revision Date: **2025 0318**

Page **43**

Drawing No: **V6.0**



Sign Style V7a



Sign Style V7b

Reflective X1 white, X2 black and X11 red graphics

Font: Clearview Highway 2-W
1 1/2" cap height

The Sign Company is to field verify all dimensions prior to fabrication, and coordinate with the NCH Interiors Team.

Please read the disclaimer copy to the right in the document title block for details.

**NCH Master
Exterior Sign Standards**

Design Guidelines
Drawing Package

Vinyl Signs

Bollard Vinyl

If you have questions
please consult with
NCH Interiors Team.

The purpose of these guidelines is to provide clarity and consistency with development of exterior signage. The sign vendor awarded the contract by Nationwide Children's Hospital (NCH) and its approved sub-contractors, accepts total responsibility for final control drawings, engineering, materials selection, and sign fabrication and installation based on latest state and federal building codes for each specific location.


NCH assumes no responsibility for final engineering, materials not specified herein, sign fabrication and installation, or use of any non-compliant NCH signs or products developed without prior written consent from NCH. NCH hereby disclaims any and all expressed or implied warranties if these drawings are used for any purpose other than to provide design direction to NCH sign contractors and their sub-contractors.

The drawings within this document are for the exclusive use of NCH. Any other use of these drawings, in whole or in part, without the prior written consent of NCH is prohibited.

1" CH
3/4"
1" CH

All persons entering this building are subject to search and scanning by a metal detector.

Sign Style V8



All cut vinyl (no matte backer) first surface, Z11 red, aligned on glass

Coordinate with NCH Interiors Team for placement prior to installation

Note: This copy is required prior to any Magnetometer.



NCH Master Exterior Sign Standards

Design Guidelines Drawing Package

Vinyl Signs

Magnetometer Door Vinyl

If you have questions please consult with NCH Interiors Team.

The purpose of these guidelines is to provide clarity and consistency with development of exterior signage. The sign vendor awarded the contract by Nationwide Children's Hospital (NCH) and its approved sub-contractors, accepts total responsibility for final control drawings, engineering, materials selection, and sign fabrication and installation based on latest state and federal building codes for each specific location.


NCH assumes no responsibility for final engineering, materials not specified herein, sign fabrication and installation, or use of any non-compliant NCH signs or products developed without prior written consent from NCH. NCH hereby disclaims any and all expressed or implied warranties if these drawings are used for any purpose other than to provide design direction to NCH sign contractors and their sub-contractors.

The drawings within this document are for the exclusive use of NCH. Any other use of these drawings, in whole or in part, without the prior written consent of NCH is prohibited.

Revision Date: 2025 0318

Page 45

Drawing No: V8.0



3" x 6" Matte X11 red vinyl with

X1 white letter designation screen or
digitally printed first surface

Coordinate with the NCH Interiors Team
to determine letter designations and
entry positions

**Note: Only required on main
campus buildings.**

**NCH Master
Exterior Sign Standards**

Design Guidelines
Drawing Package

Vinyl Signs

**Exterior Building ID
Door Tag**

If you have questions
please consult with
NCH Interiors Team.

The purpose of these guidelines is to provide clarity and consistency with development of exterior signage. The sign vendor awarded the contract by Nationwide Children's Hospital (NCH) and its approved sub-contractors, accepts total responsibility for final control drawings, engineering, materials selection, and sign fabrication and installation based on latest state and federal building codes for each specific location.

NCH assumes no responsibility for final engineering, materials not specified herein, sign fabrication and installation, or use of any non-compliant NCH signs or products developed without prior written consent from NCH. NCH hereby disclaims any and all expressed or implied warranties if these drawings are used for any purpose other than to provide design direction to NCH sign contractors and their sub-contractors.

The drawings within this document are for the exclusive use of NCH. Any other use of these drawings, in whole or in part, without the prior written consent of NCH is prohibited.

Revision Date: **2025 0318**

Page 46

Drawing No: **V9.0**

PRODUCT ID: 28329
Space Available Sign

MODEL
SA1020W-F286

DIMENSIONS
10' H x 26" W x 2.0' D

CLASS
Class SA Series
Control Method: Communication interface with a parking system, compatible with most major equipment providers

CONSTRUCTION
Cabinet: 10' x 26"
Face Material: Other (Double Polycarbonate)
Faces: Single faced sign
Finish: Automatic Brexite
Number of Displays: (2)

ELECTRICAL
Input Voltage: 120 VAC
Output Voltage: 120 VAC
Warranty: Limited to unit for use locations

MESSAGE
Message Type: 1000 White (G)
Font: Sans 121 (Sans)
Sign Messages: See message table below
Vandal: No

NOTE: Other LED colors, voltages, cabinet sizes, styles, and colors available.

Product View

NOTE: Sign image may not exactly represent the finished product. For illustration purposes only.

MESSAGE	COLOR	HEIGHT/INCHES
8-Digit Seven Segment Display (White LED, High-Contrast)	White	8.0" 1.25"

NOTE: Above messages are independently controlled.

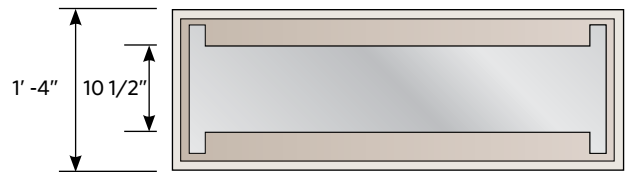
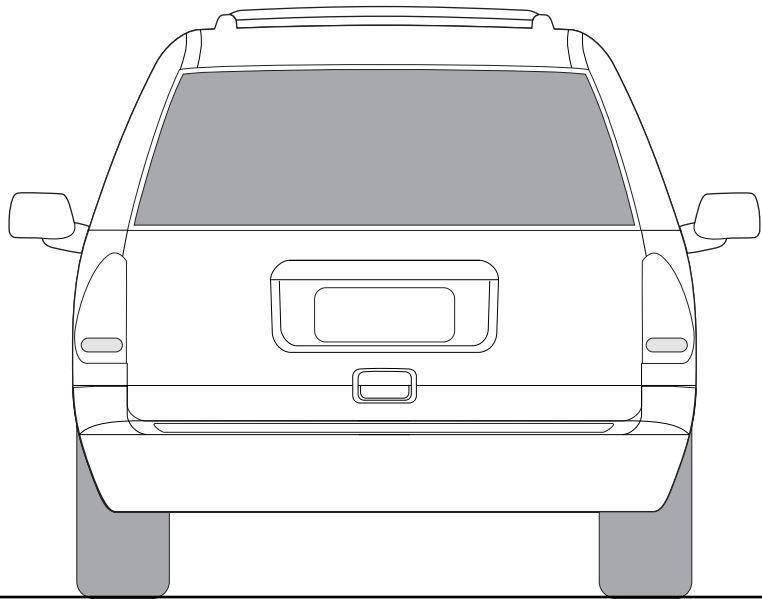
Signal-Tech
4015 Pittsburgh Ave.
Erie, PA 16509
Phone: (814) 467-8866
Fax: (814) 467-8866
Email: sales@signal-tech.com
Website: www.signal-tech.com

Signal-Tech

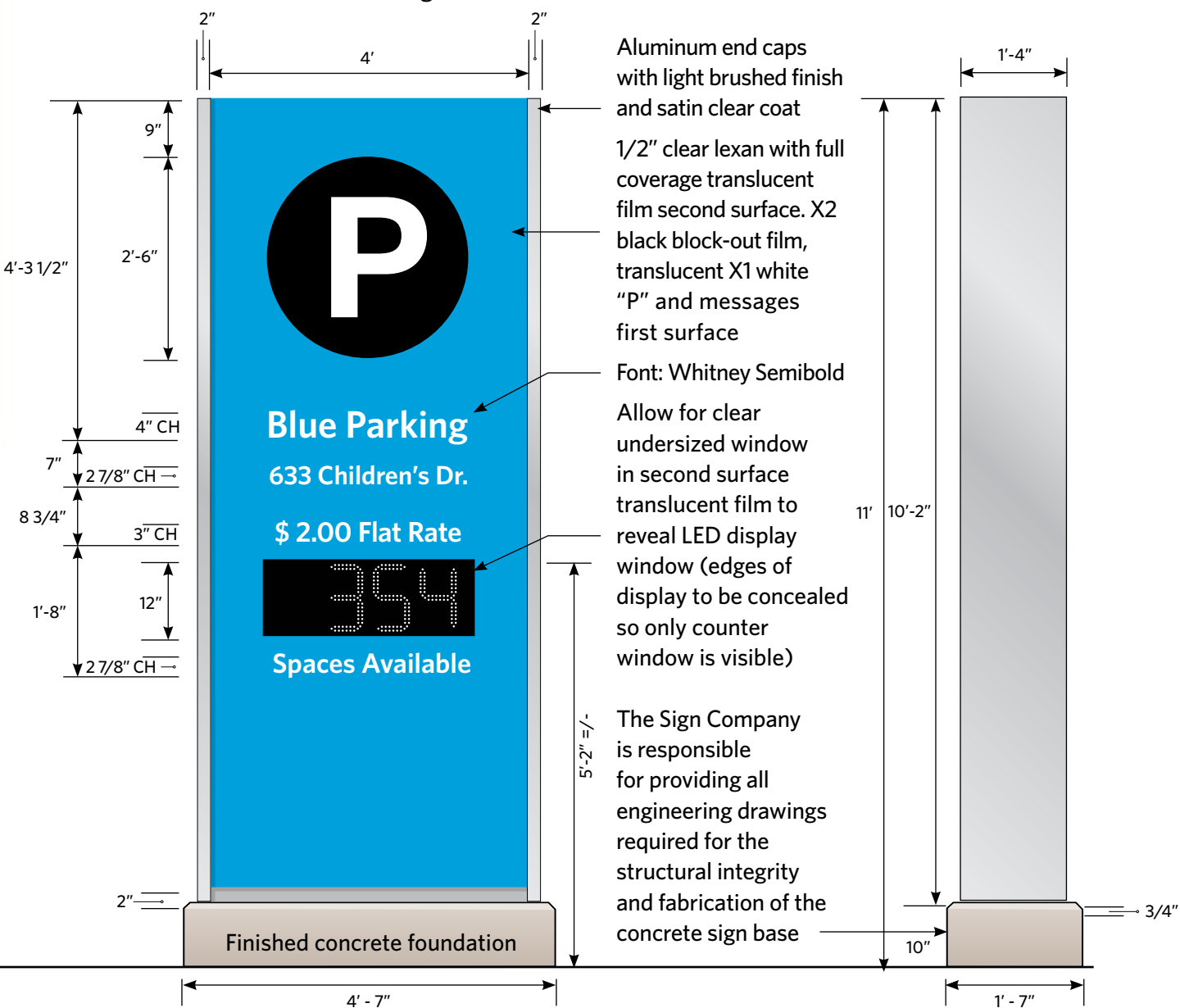
Proudly Made in the USA

Copyright © 2017 Signal-Tech

REV B/0110001 (new)



Two-sided Sign



NCH will provide 120V/277V electrical circuits within five feet of the center of each sign. All exterior lighting circuits should be controlled by a photocell. Refer to NCH Design Requirements for additional information. The 120/277 volt power supplies need to have a means of disconnect install that is accessible from the exterior without disassembling the sign. The disconnecting means should be weather resistant and capable of being locked closed to prevent unauthorized individuals from tampering with its operations.

This and all signs are to be installed in accordance with the requirements of Article 600 of the National Electrical Code and/or other applicable codes and municipality requirements. This would include proper grounding and bonding.

The Sign Company is to field verify all dimensions prior to engineering drawings and fabrication, and coordinate blocking and power requirements with the NCH Interiors Team.

Digital Display

Spaces available digits to be white LEDs, "Full" to be red LEDs. Mount display without frame inside the sign cabinet behind the lexan sign face, through a diffuser. Allow for a clear undersized window in translucent second surface vinyl to conceal edges of LED display.

Coordinate data, power and final hook-up with NCH Interiors Team. NCH Interiors Team to coordinate with NCH Parking regarding connection to parking control system.

Please read the disclaimer copy to the right in the document title block for details.



NCH Master Exterior Sign Standards

Design Guidelines
Drawing Package

Garage Exterior Signs

Garage Entrance
Identification with
Space Counter

Illuminated

If you have questions
please consult with
NCH Interiors Team.

The purpose of these guidelines is to provide clarity and consistency with development of exterior signage. The sign vendor awarded the contract by Nationwide Children's Hospital (NCH) and its approved sub-contractors, accepts total responsibility for final control drawings, engineering, materials selection, and sign fabrication and installation based on latest state and federal building codes for each specific location.

NCH assumes no responsibility for final engineering, materials not specified herein, sign fabrication and installation, or use of any non-compliant NCH signs or products developed without prior written consent from NCH. NCH hereby disclaims any and all expressed or implied warranties if these drawings are used for any purpose other than to provide design direction to NCH sign contractors and their sub-contractors.

The drawings within this document are for the exclusive use of NCH. Any other use of these drawings, in whole or in part, without the prior written consent of NCH is prohibited.

Revision Date: **2025 0318**

Page **47**

Drawing No: **0300**

**NCH Master
Exterior Sign Standards**

Design Guidelines
Drawing Package

Garage Exterior Signs

**Single and Two Lane
Entrance Portal**

Illuminated

If you have questions
please consult with
NCH Interiors Team.

The purpose of these guidelines is to provide clarity and consistency with development of exterior signage. The sign vendor awarded the contract by Nationwide Children's Hospital (NCH) and its approved sub-contractors, accepts total responsibility for final control drawings, engineering, materials selection, and sign fabrication and installation based on latest state and federal building codes for each specific location.

NCH assumes no responsibility for final engineering, materials not specified herein, sign fabrication and installation, or use of any non-compliant NCH signs or products developed without prior written consent from NCH. NCH hereby disclaims any and all expressed or implied warranties if these drawings are used for any purpose other than to provide design direction to NCH sign contractors and their sub-contractors.

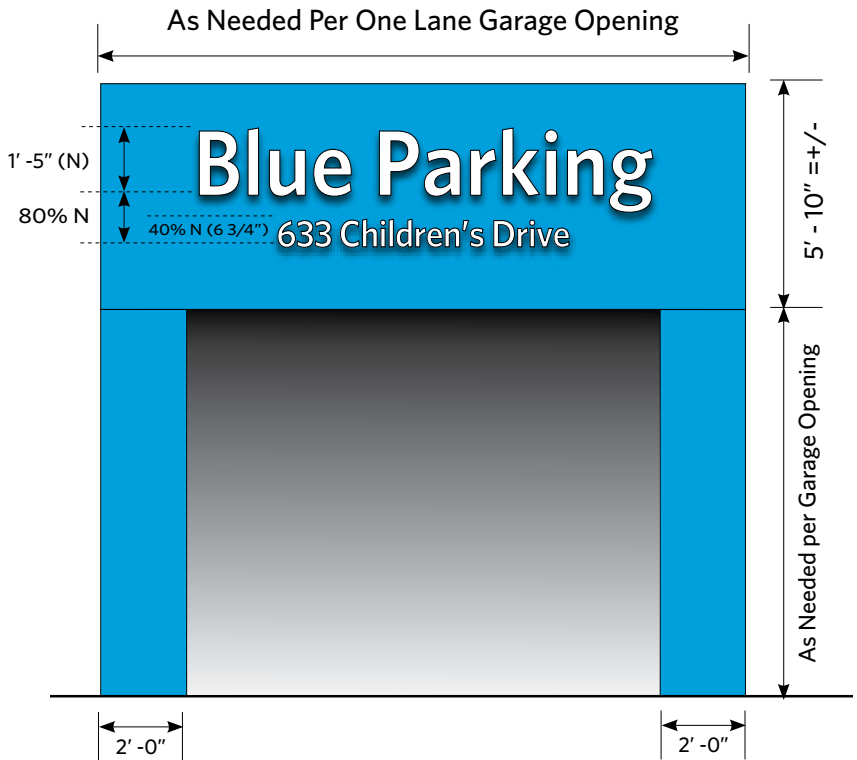
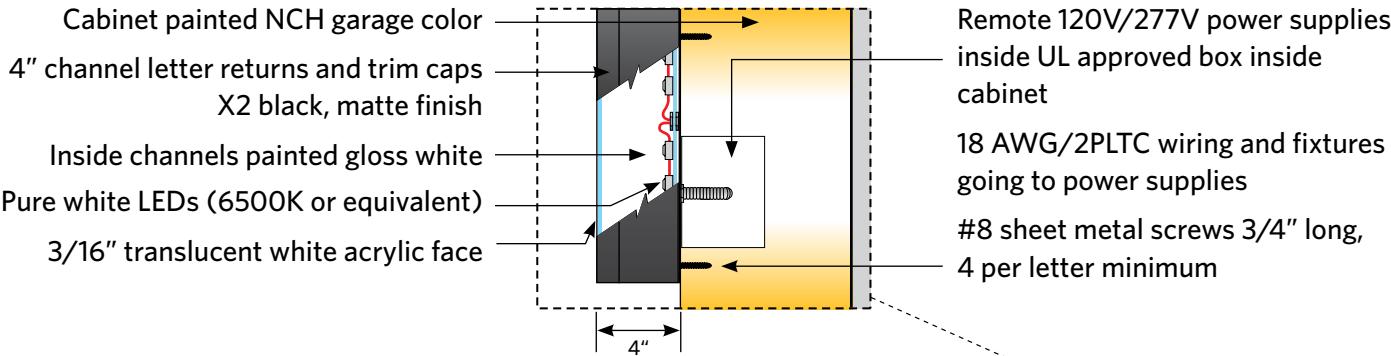
The drawings within this document are for the exclusive use of NCH. Any other use of these drawings, in whole or in part, without the prior written consent of NCH is prohibited.

Revision Date: **2025 0318**

Page **48**

Drawing No: **0301**

Sign Cabinet/Letter Section Detail



Font: Whitney Semibold

NCH will provide 120V/277V electrical circuits within five feet of the center of each sign. All exterior lighting circuits should be controlled by a photocell. Refer to NCH Design Requirements for additional information. The 120/277 volt power supplies need to have a means of disconnect install that is accessible from the exterior without disassembling the sign. The disconnecting means should be weather resistant and capable of being locked closed to prevent unauthorized individuals from tampering with its operations.

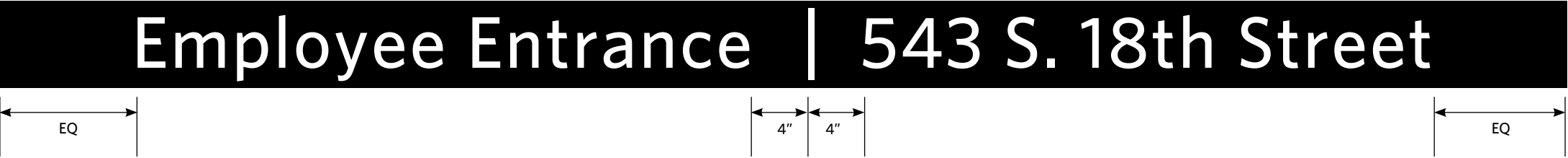
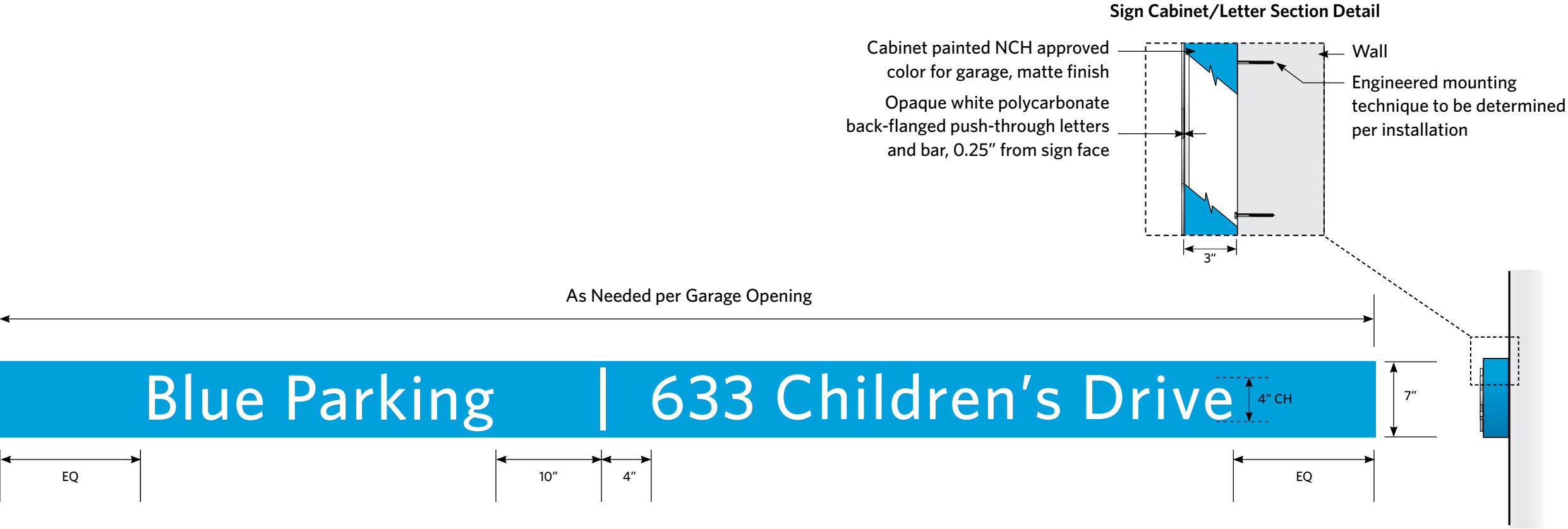
This and all signs are to be installed in accordance with the requirements of Article 600 of the National Electrical Code and/or other applicable codes and municipality requirements. This would include proper grounding and bonding.

The Sign Company is to field verify all dimensions prior to engineering drawings and fabrication, and coordinate blocking and power requirements with the NCH Interiors Team.

Please read the disclaimer copy to the right in the document title block for details.

Note: Entrance Portal size will depend on garage architecture. Color will be painted to reflect the color code for the overall garage color. i.e. yellow parking, blue parking, silver parking.






Font: Whitney Medium

The Sign Company is to field verify all dimensions prior to engineering drawings and fabrication, and coordinate blocking with the NCH Interiors Team.

Please read the disclaimer copy to the right in the document title block for details.



NCH Master Exterior Sign Standards

Design Guidelines
Drawing Package

Garage Exterior Signs

Single Lane Secondary Entrance

If you have questions
please consult with
NCH Interiors Team.

The purpose of these guidelines is to provide clarity and consistency with development of exterior signage. The sign vendor awarded the contract by Nationwide Children's Hospital (NCH) and its approved sub-contractors, accepts total responsibility for final control drawings, engineering, materials selection, and sign fabrication and installation based on latest state and federal building codes for each specific location.

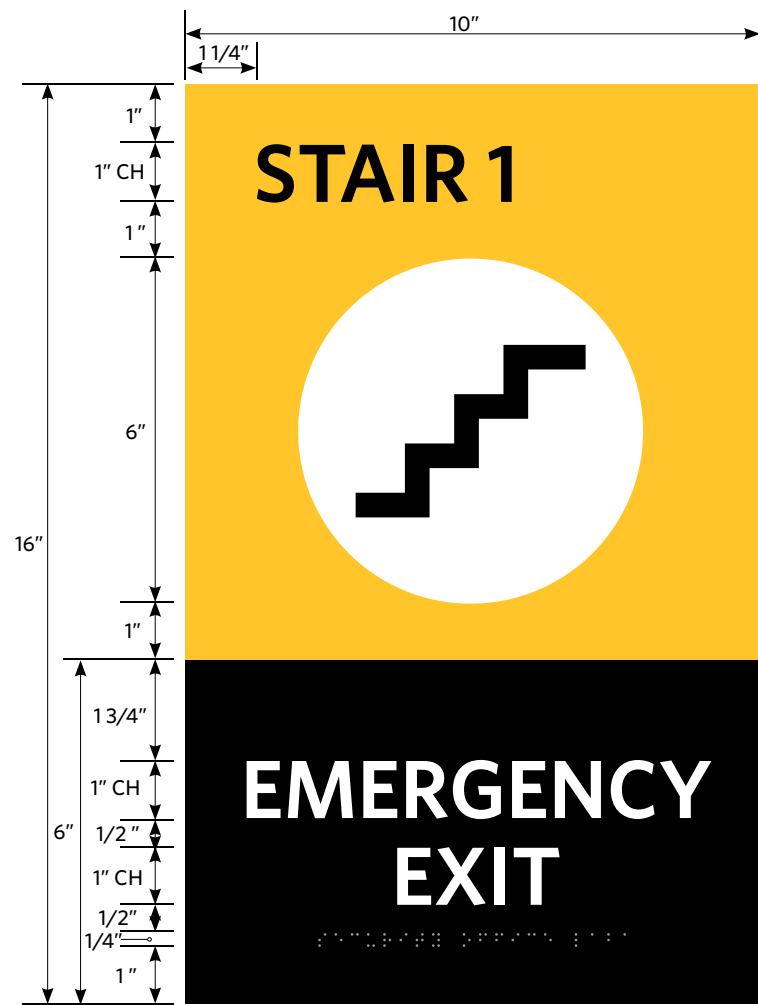
NCH assumes no responsibility for final engineering, materials not specified herein, sign fabrication and installation, or use of any non-compliant NCH signs or products developed without prior written consent from NCH. NCH hereby disclaims any and all expressed or implied warranties if these drawings are used for any purpose other than to provide design direction to NCH sign contractors and their sub-contractors.

The drawings within this document are for the exclusive use of NCH. Any other use of these drawings, in whole or in part, without the prior written consent of NCH is prohibited.

Revision Date: **2025 0318**

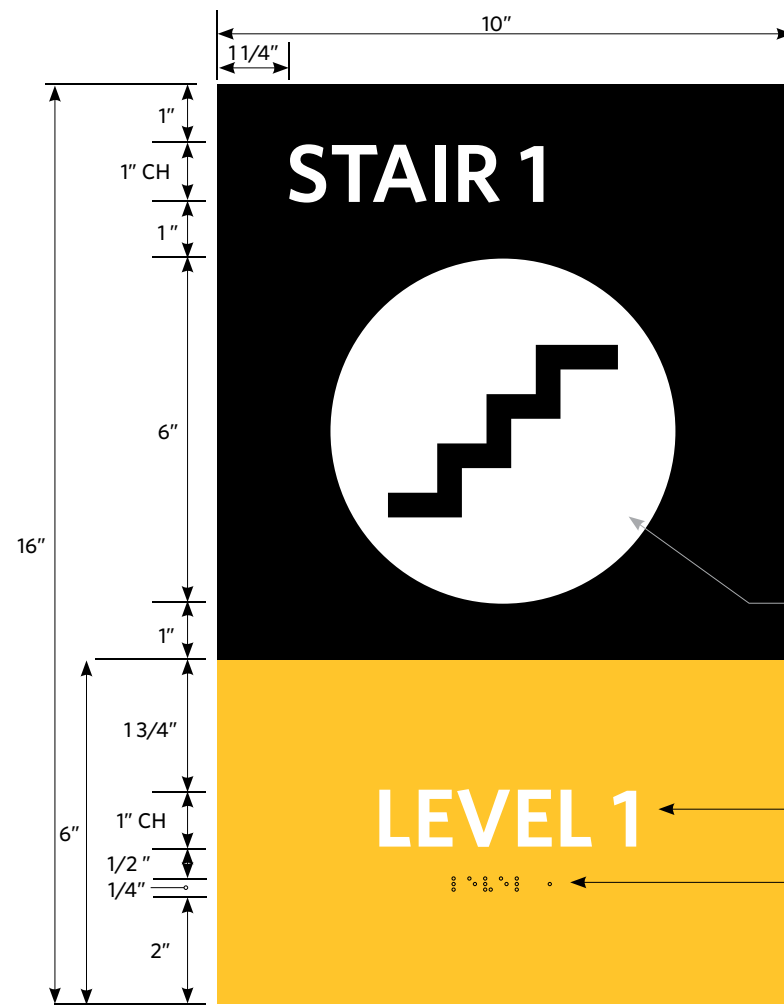
Page **49**

Drawing No: **0302**



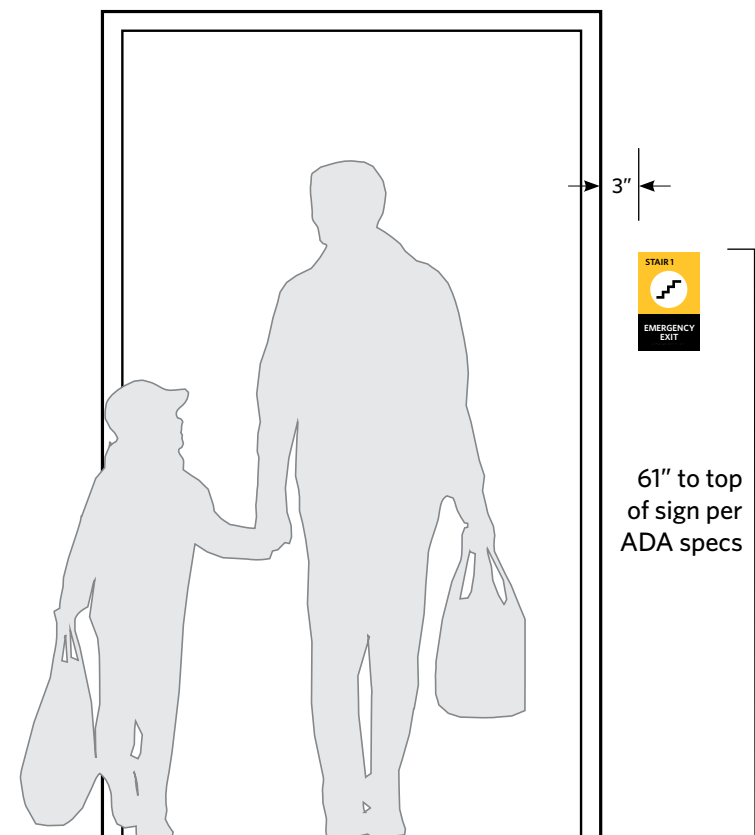
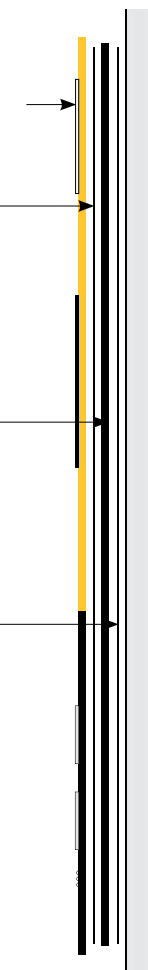
Sign Style G1.00

Note: Top panel color will be painted to reflect the color code for the overall garage color. i.e. yellow parking, blue parking, silver parking.



Sign Style G1.00a

- ADA compliant 1/32" tactile letters, matte white finish
- Font: Whitney Semibold all caps 1" cap height
- 0.031" 3M VHB black tape or equivalent between backer and face
- 1/8" opaque white acrylic face and returns painted color code for garage or floor level, matte finish, clean cut edges
- 1/8" x 9 3/4" x 15 3/4" acrylic backer painted X2 black, matte finish, clean cut edges
- Circle X1 white matte finish with ADA compliant 1/32" tactile stair icon X1 white, matte finish
- 3M VHB 4950 120 tape and silicone as required
- ADA compliant 1/32" tactile letters, matte white finish
- Font: Whitney Semibold all caps 1" cap height
- Braille: Grade II clear



NCH Master Exterior Sign Standards

Design Guidelines
Drawing Package

Garage Interior Signs

Stair Plaque

Pedestrian

If you have questions please consult with NCH Interiors Team.

The purpose of these guidelines is to provide clarity and consistency with development of exterior signage. The sign vendor awarded the contract by Nationwide Children's Hospital (NCH) and its approved sub-contractors, accepts total responsibility for final control drawings, engineering, materials selection, and sign fabrication and installation based on latest state and federal building codes for each specific location.

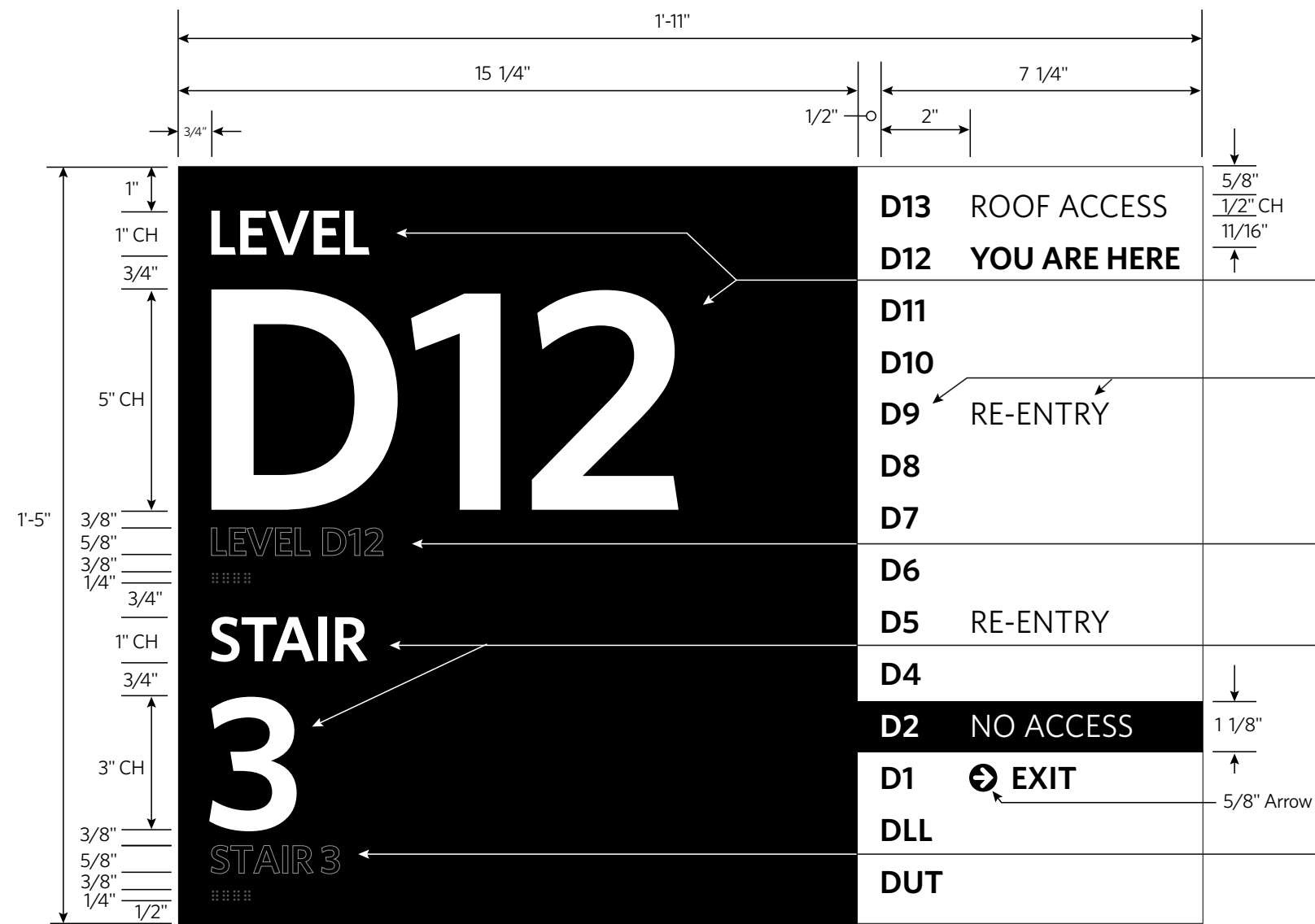
NCH assumes no responsibility for final engineering, materials not specified herein, sign fabrication and installation, or use of any non-compliant NCH signs or products developed without prior written consent from NCH. NCH hereby disclaims any and all expressed or implied warranties if these drawings are used for any purpose other than to provide design direction to NCH sign contractors and their sub-contractors.

The drawings within this document are for the exclusive use of NCH. Any other use of these drawings, in whole or in part, without the prior written consent of NCH is prohibited.

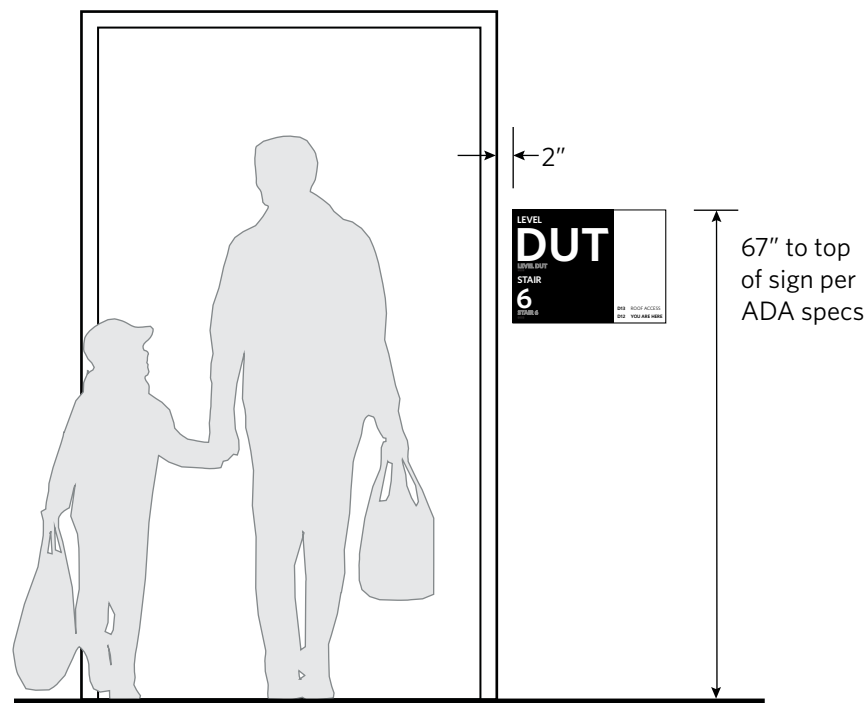
Revision Date: **2025 0318**

Page **50**

Drawing No: **G1.00**



Sign Style S2



3/8" clear acrylic, unpolished, clean cut edges. Paint face and edges X1

Artwork with revered out large text is digitally printed flat black

Reversed out white letters Font: Whitney Semi Bold all caps 1" and 5" cap height

Floor listing Font: Whitney Semi Bold and Book, digitally printed first surface flat

Level Listing Font: Whitney Semi Bold 5/8" cap height all caps, 1/32" black tactile letters

Braille below: Grade II black

White reversed letters, Font: Whitney Semi Bold, all caps 1" and 3" cap height

Stair Listing Font: Whitney Semi Bold 5/8" cap height all caps, 1/32" black tactile letters

Braille below: Grade II white

Mount flush to wall with 3M VHB 4959 120 Mil - 1/8" (CRITICAL) or equivalent

Side View



Information provided by Architect or NCH Interiors Team. Final copy usage to be approved by NCH Interiors Team. The example shown on this page are only for copy placement.

NCH Master Exterior Sign Standards

Design Guidelines Drawing Package

Life Safety Signs

Stairwell Level ID Sign

Pedestrian

If you have questions please consult with NCH Interiors Team.

The purpose of these guidelines is to provide clarity and consistency with development of exterior signage. The sign vendor awarded the contract by Nationwide Children's Hospital (NCH) and its approved sub-contractors, accepts total responsibility for final control drawings, engineering, materials selection, and sign fabrication and installation based on latest state and federal building codes for each specific location.

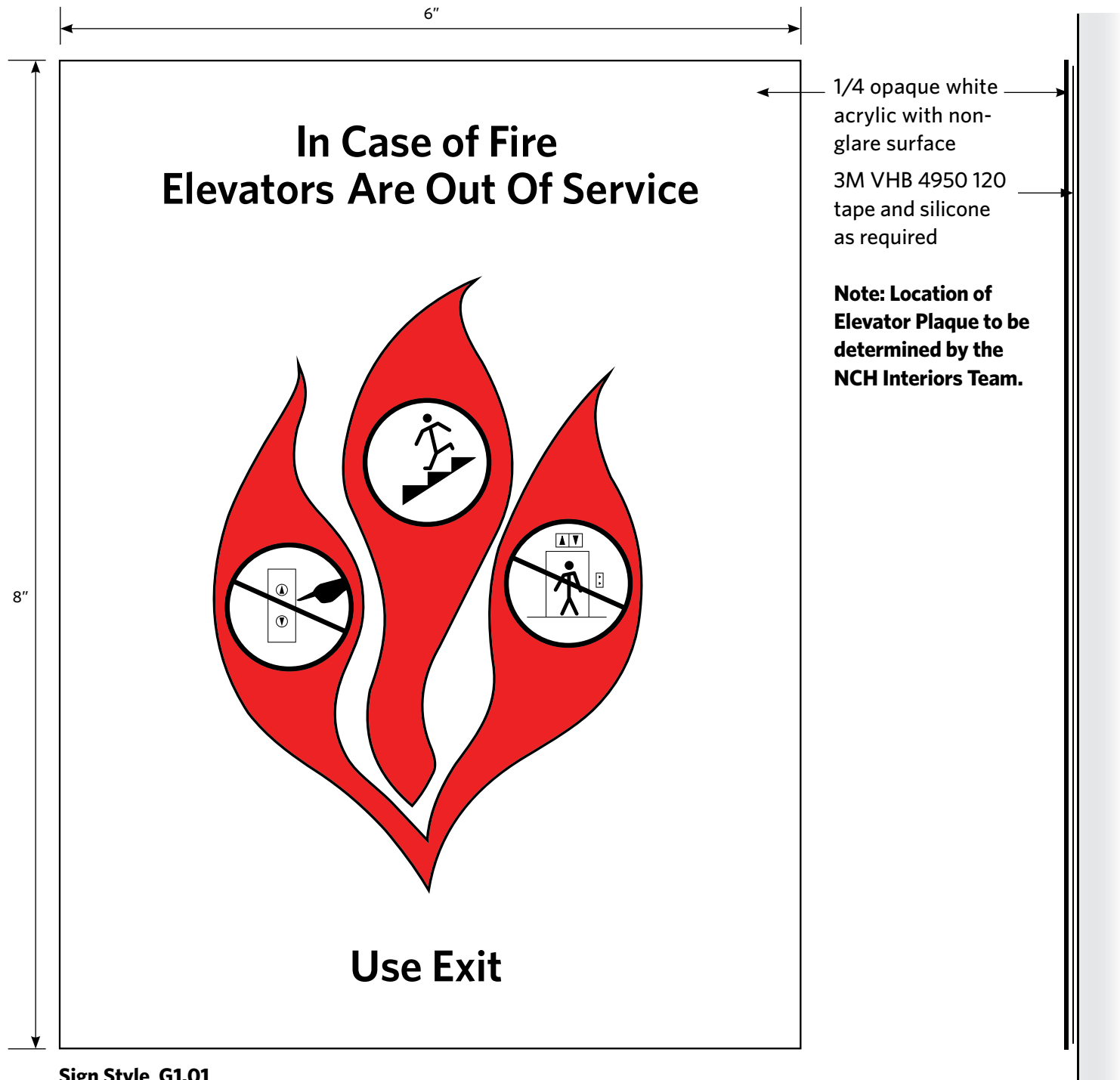
NCH assumes no responsibility for final engineering, materials not specified herein, sign fabrication and installation, or use of any non-compliant NCH signs or products developed without prior written consent from NCH. NCH hereby disclaims any and all expressed or implied warranties if these drawings are used for any purpose other than to provide design direction to NCH sign contractors and their sub-contractors.

The drawings within this document are for the exclusive use of NCH. Any other use of these drawings, in whole or in part, without the prior written consent of NCH is prohibited.

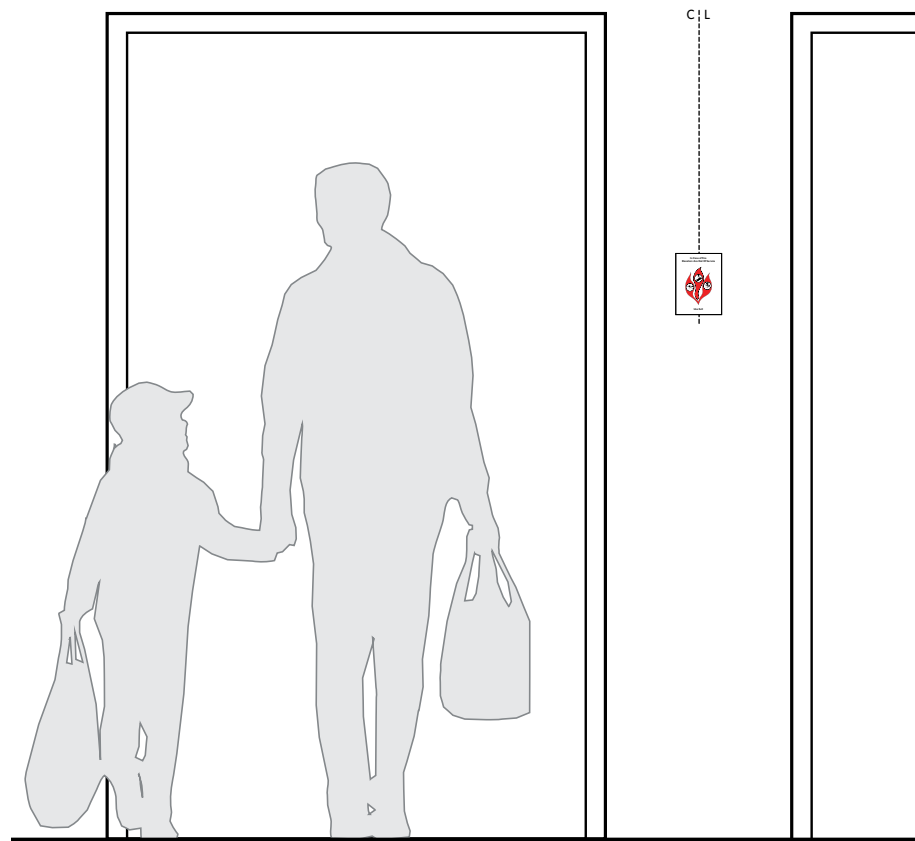
Revision Date: 2025 0318

Page 51

Drawing No: S2.00



Sign Style G1.01



**NCH Master
Exterior Sign Standards**

Design Guidelines
Drawing Package

Garage Interior Signs

**Elevator In Case
of Fire Plaque**

Pedestrian

If you have questions
please consult with
NCH Interiors Team.

The purpose of these guidelines is to provide clarity and consistency with development of exterior signage. The sign vendor awarded the contract by Nationwide Children's Hospital (NCH) and its approved sub-contractors, accepts total responsibility for final control drawings, engineering, materials selection, and sign fabrication and installation based on latest state and federal building codes for each specific location.


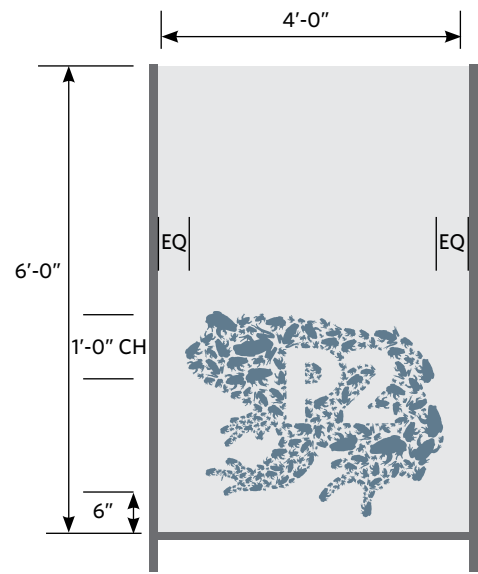
NCH assumes no responsibility for final engineering, materials not specified herein, sign fabrication and installation, or use of any non-compliant NCH signs or products developed without prior written consent from NCH. NCH hereby disclaims any and all expressed or implied warranties if these drawings are used for any purpose other than to provide design direction to NCH sign contractors and their sub-contractors.

The drawings within this document are for the exclusive use of NCH. Any other use of these drawings, in whole or in part, without the prior written consent of NCH is prohibited.

Revision Date: **2025 0318**

Page 52

Drawing No: **G1.01**




1/2" Acrylic panel with second surface translucent vinyl and digitally printed graphic

Aluminum Frame

Font: Whitney Bold 1'-0" cap height

Note: Aluminum frame extends from floor to deck with slip-sleeve for deflection and post-installed floor mounting plate. (PT slab limits anchors to 1 1/2" from above slab and 3/4" from below slab.) Allow for a minimum of one-inch deflection.

Animal friend color will reflect the color code for the overall garage color. i.e. yellow parking, blue parking, silver parking.



NCH Master Exterior Sign Standards

Design Guidelines
Drawing Package

Garage Interior Signs

Elevator Level Signs

Pedestrian

If you have questions
please consult with
NCH Interiors Team.

The purpose of these guidelines is to provide clarity and consistency with development of exterior signage. The sign vendor awarded the contract by Nationwide Children's Hospital (NCH) and its approved sub-contractors, accepts total responsibility for final control drawings, engineering, materials selection, and sign fabrication and installation based on latest state and federal building codes for each specific location.

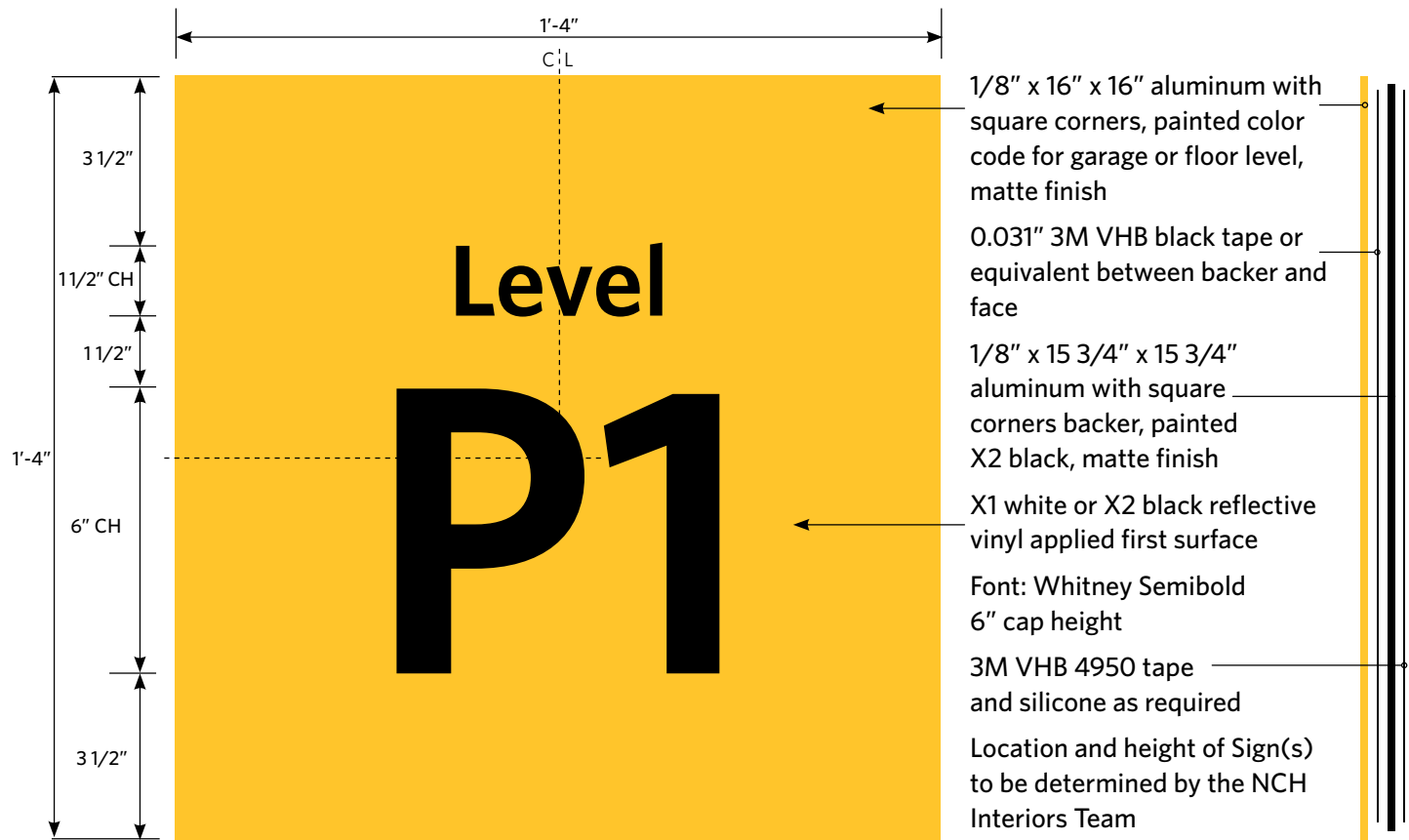
NCH assumes no responsibility for final engineering, materials not specified herein, sign fabrication and installation, or use of any non-compliant NCH signs or products developed without prior written consent from NCH. NCH hereby disclaims any and all expressed or implied warranties if these drawings are used for any purpose other than to provide design direction to NCH sign contractors and their sub-contractors.

The drawings within this document are for the exclusive use of NCH. Any other use of these drawings, in whole or in part, without the prior written consent of NCH is prohibited.


Revision Date: **2025 0318**

Page **53**

Drawing No: **G1.02**



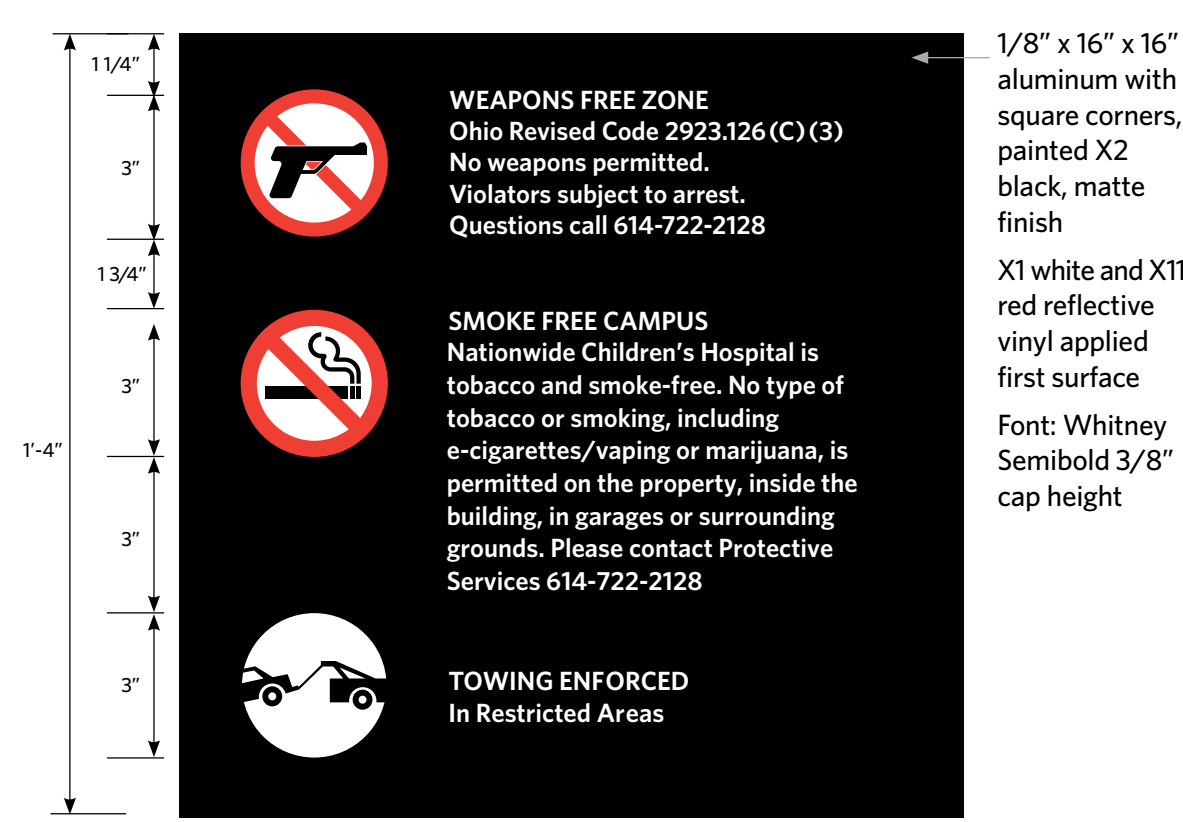
Sign Style G1.03a



Sign Style G1.03d



Sign Style G1.03b



Sign Style G1.03c



NCH Master
Exterior Sign Standards

Design Guidelines
Drawing Package

Garage Interior Signs

16" Square Plaque Signs

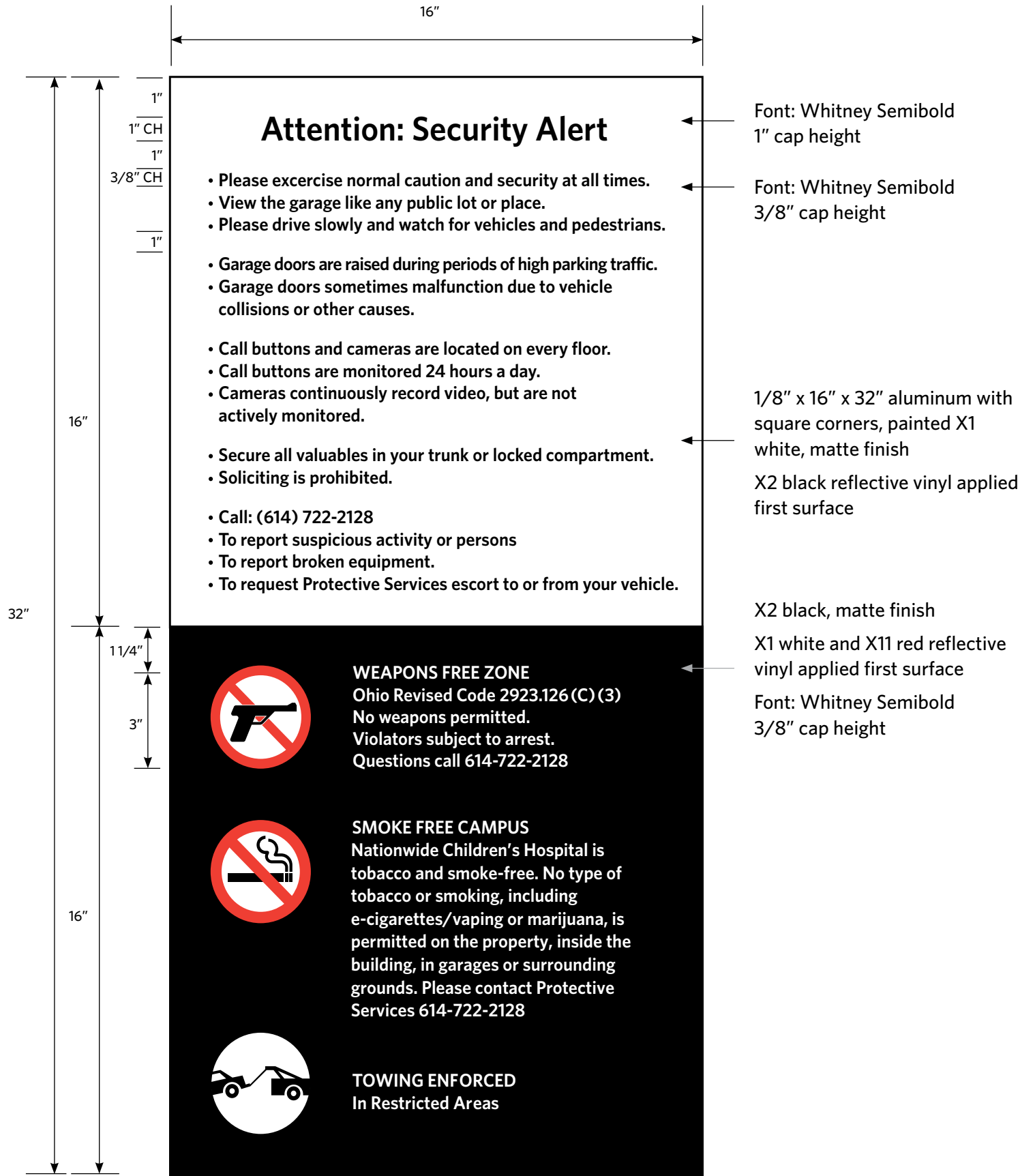
Pedestrian

If you have questions
please consult with
NCH Interiors Team.

The purpose of these guidelines is to provide clarity and consistency with development of exterior signage. The sign vendor awarded the contract by Nationwide Children's Hospital (NCH) and its approved sub-contractors, accepts total responsibility for final control drawings, engineering, materials selection, and sign fabrication and installation based on latest state and federal building codes for each specific location.

NCH assumes no responsibility for final engineering, materials not specified herein, sign fabrication and installation, or use of any non-compliant NCH signs or products developed without prior written consent from NCH. NCH hereby disclaims any and all expressed or implied warranties if these drawings are used for any purpose other than to provide design direction to NCH sign contractors and their sub-contractors.

The drawings within this document are for the exclusive use of NCH. Any other use of these drawings, in whole or in part, without the prior written consent of NCH is prohibited.



Sign Style G1.04



NCH Master
Exterior Sign Standards

Design Guidelines
Drawing Package

Garage Interior Signs

16" x 32" Protective
Services Plaque

Pedestrian

If you have questions
please consult with
NCH Interiors Team.

The purpose of these guidelines is to provide clarity and consistency with development of exterior signage. The sign vendor awarded the contract by Nationwide Children's Hospital (NCH) and its approved sub-contractors, accepts total responsibility for final control drawings, engineering, materials selection, and sign fabrication and installation based on latest state and federal building codes for each specific location.

NCH assumes no responsibility for final engineering, materials not specified herein, sign fabrication and installation, or use of any non-compliant NCH signs or products developed without prior written consent from NCH. NCH hereby disclaims any and all expressed or implied warranties if these drawings are used for any purpose other than to provide design direction to NCH sign contractors and their sub-contractors.

The drawings within this document are for the exclusive use of NCH. Any other use of these drawings, in whole or in part, without the prior written consent of NCH is prohibited.

Revision Date: 2025 0318

Page 55

Drawing No: G1.04



Font: Whitney Semibold
X1 white label with X2 black or X11 red letter designation screen or digitally printed first surface.
NCH Interiors Team to determine location designation information and mounting position.

**NCH Master
Exterior Sign Standards**

Design Guidelines
Drawing Package

Garage Interior Signs

Emergency Phone Cabinet

Pedestrian

If you have questions
please consult with
NCH Interiors Team.

The purpose of these guidelines is to provide clarity and consistency with development of exterior signage. The sign vendor awarded the contract by Nationwide Children's Hospital (NCH) and its approved sub-contractors, accepts total responsibility for final control drawings, engineering, materials selection, and sign fabrication and installation based on latest state and federal building codes for each specific location.

NCH assumes no responsibility for final engineering, materials not specified herein, sign fabrication and installation, or use of any non-compliant NCH signs or products developed without prior written consent from NCH. NCH hereby disclaims any and all expressed or implied warranties if these drawings are used for any purpose other than to provide design direction to NCH sign contractors and their sub-contractors.

The drawings within this document are for the exclusive use of NCH. Any other use of these drawings, in whole or in part, without the prior written consent of NCH is prohibited.

Revision Date: **2025 0318**

Page 56

Drawing No: **G1.06**



6"



6"



Diagram illustrating the required clear width for a door. A silhouette of an adult and a child walking through a doorway is shown. The clear width is indicated as 3 inches.

Drawing No: **G1.09**



Sign Style G1.25

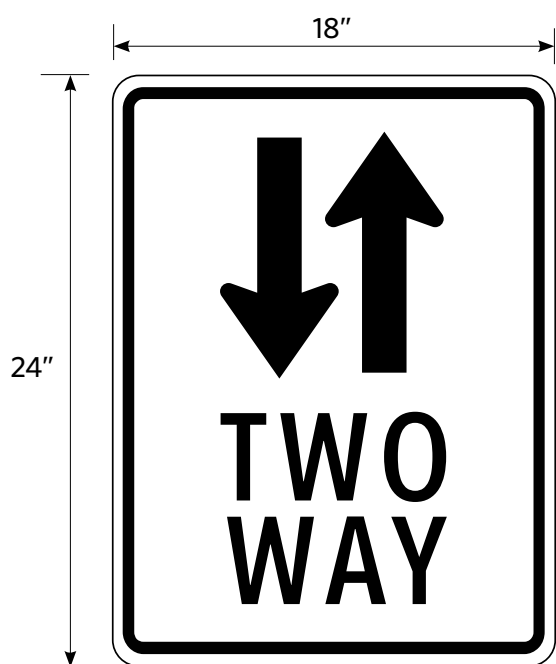


Sign Style G1.26

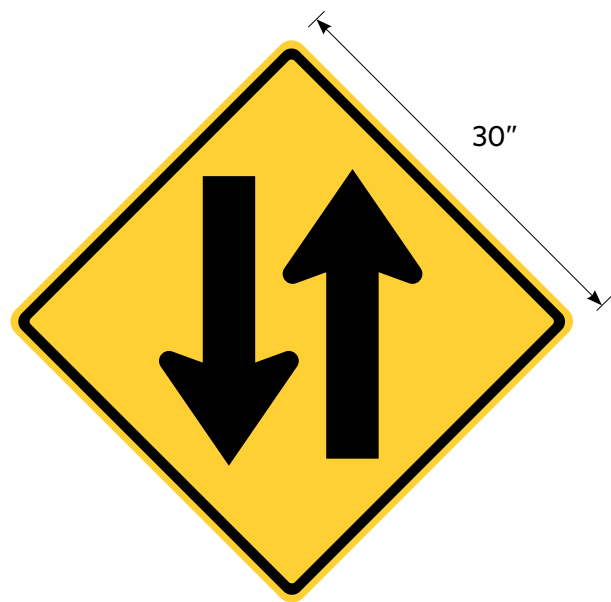
3M VHB
4950 tape
and silicone
as required



ODOT R2-1 Speed Limit
All speeds available when ordering
Reflective white and black graphics.
1/8" aluminum



ODOT RX-X Two Way Traffic
Reflective black graphics. 1/8" aluminum



W6-3 Two Way Traffic
Reflective yellow and black graphics.
1/8" aluminum

The Sign Company is to field verify all dimensions prior to engineering and fabrication, and coordinate with the NCH Interiors Team.

Please read the disclaimer copy to the right in the document title block for details.



**NCH Master
Exterior Sign Standards**

Design Guidelines
Drawing Package

Garage Interior Signs

Accessible Parking

Regulatory

Reflective

Vehicular

If you have questions
please consult with
NCH Interiors Team.

The purpose of these guidelines is to provide clarity and consistency with development of exterior signage. The sign vendor awarded the contract by Nationwide Children's Hospital (NCH) and its approved sub-contractors, accepts total responsibility for final control drawings, engineering, materials selection, and sign fabrication and installation based on latest state and federal building codes for each specific location.

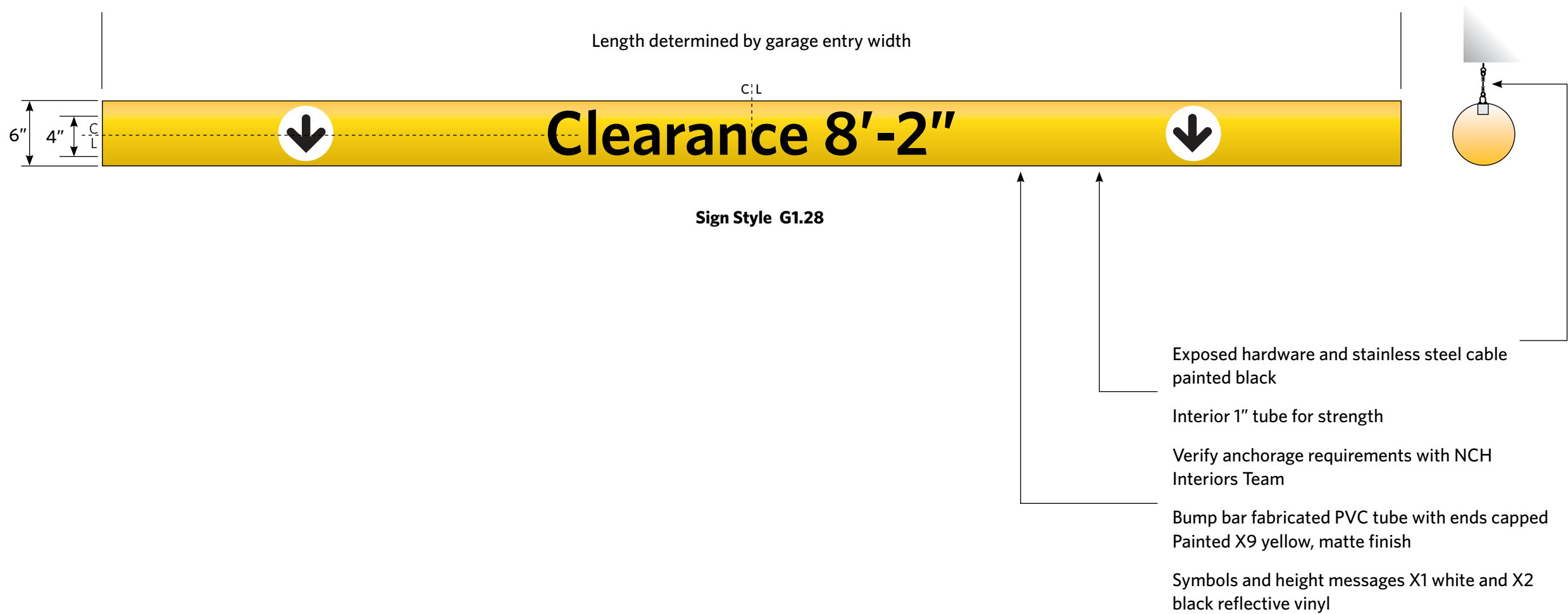
NCH assumes no responsibility for final engineering, materials not specified herein, sign fabrication and installation, or use of any non-compliant NCH signs or products developed without prior written consent from NCH. NCH hereby disclaims any and all expressed or implied warranties if these drawings are used for any purpose other than to provide design direction to NCH sign contractors and their sub-contractors.

The drawings within this document are for the exclusive use of NCH. Any other use of these drawings, in whole or in part, without the prior written consent of NCH is prohibited.

Revision Date: **2025 0318**

Page 58

Drawing No: **G1.25**



The Sign Company is to field verify all dimensions prior to engineering and fabrication, and coordinate with the NCH Interiors Team.

Please read the disclaimer copy to the right in the document title block for details.

**NCH Master
Exterior Sign Standards**

Design Guidelines
Drawing Package

Garage Interior Signs

**Clearance Bump Bar
Vehicular**

If you have questions
please consult with
NCH Interiors Team.

The purpose of these guidelines is to provide clarity and consistency with development of exterior signage. The sign vendor awarded the contract by Nationwide Children's Hospital (NCH) and its approved sub-contractors, accepts total responsibility for final control drawings, engineering, materials selection, and sign fabrication and installation based on latest state and federal building codes for each specific location.

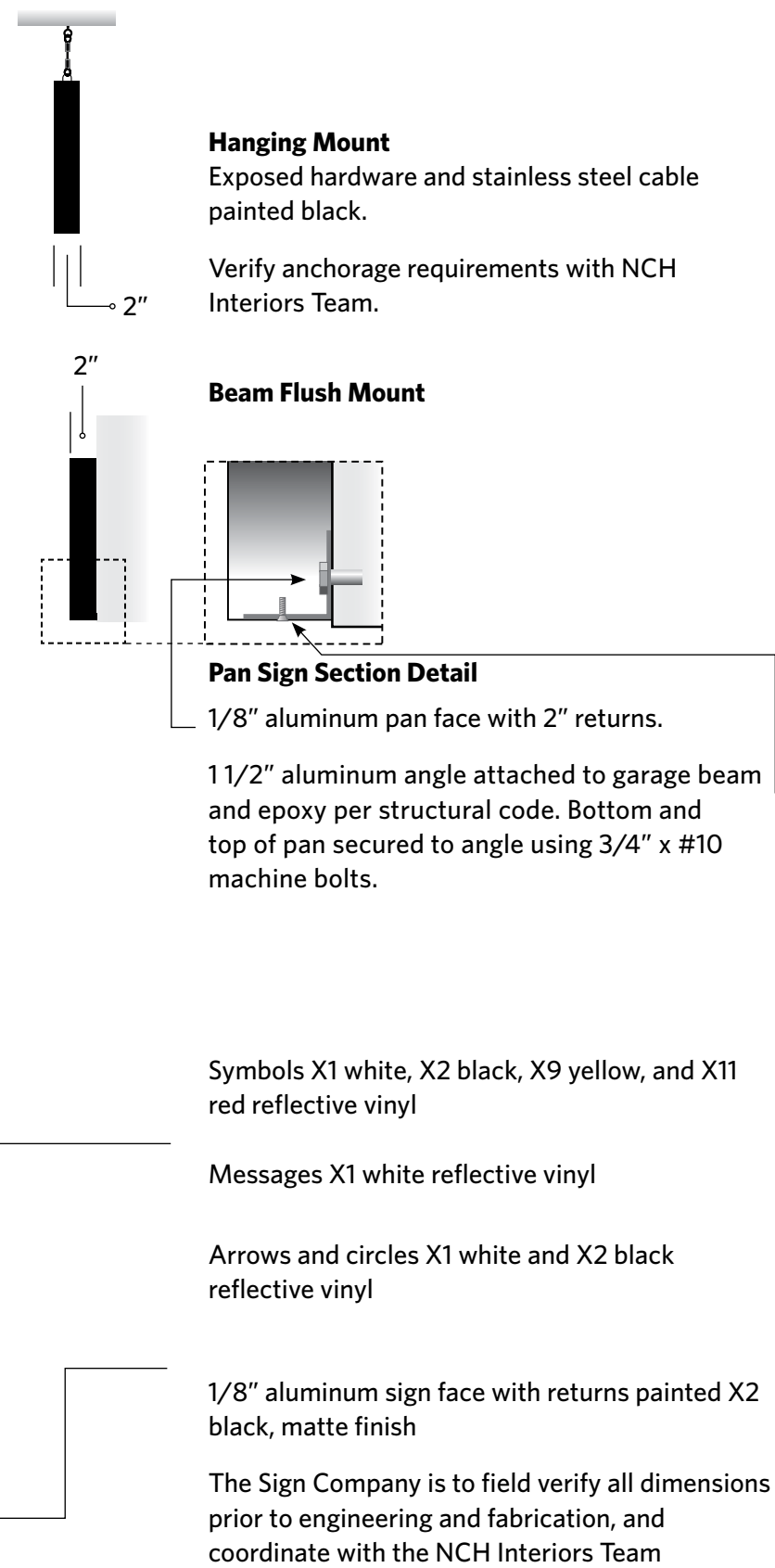
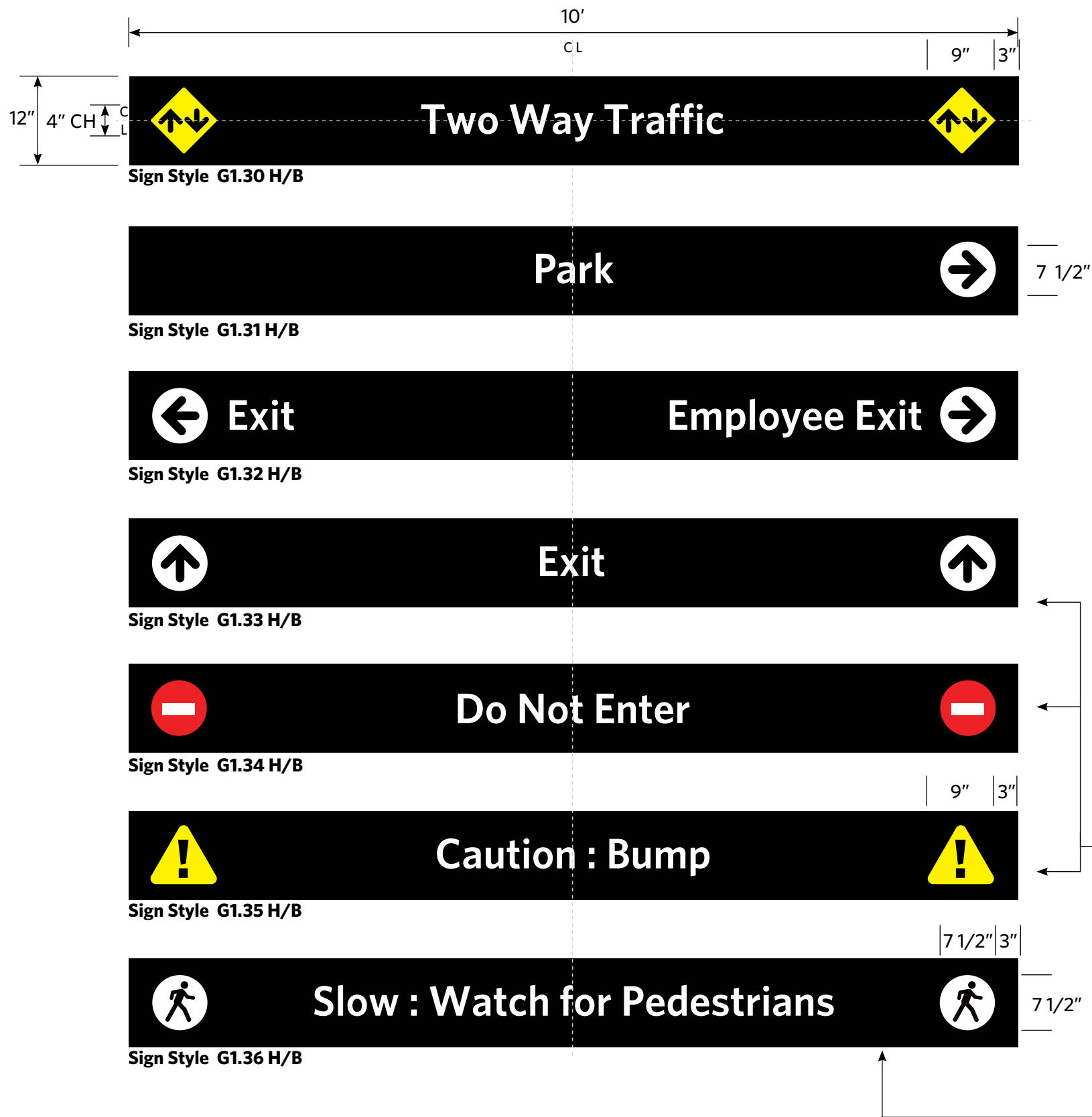
NCH assumes no responsibility for final engineering, materials not specified herein, sign fabrication and installation, or use of any non-compliant NCH signs or products developed without prior written consent from NCH. NCH hereby disclaims any and all expressed or implied warranties if these drawings are used for any purpose other than to provide design direction to NCH sign contractors and their sub-contractors.

The drawings within this document are for the exclusive use of NCH. Any other use of these drawings, in whole or in part, without the prior written consent of NCH is prohibited.

Revision Date: **2025 0318**

Page **59**

Drawing No: **G1.28**



Please read the disclaimer copy to the right in the document title block for details



NCH Master Exterior Sign Standards

Design Guidelines
Drawing Package

Garage Interior Signs

Overhead Directional

Vehicular

If you have questions
please consult with
NCH Interiors Team.

The purpose of these guidelines is to provide clarity and consistency with development of exterior signage. The sign vendor awarded the contract by Nationwide Children's Hospital (NCH) and its approved sub-contractors, accepts total responsibility for final control drawings, engineering, materials selection, and sign fabrication and installation based on latest state and federal building codes for each specific location.

NCH assumes no responsibility for final engineering, materials not specified herein, sign fabrication and installation, or use of any non-compliant NCH signs or products developed without prior written consent from NCH. NCH hereby disclaims any and all expressed or implied warranties if these drawings are used for any purpose other than to provide design direction to NCH sign contractors and their sub-contractors.

The drawings within this document are for the exclusive use of NCH. Any other use of these drawings, in whole or in part, without the prior written consent of NCH is prohibited.

Revision Date: **2025 0318**

Page **60**

Drawing No: **G1.30**



Sign Style TM1.a

Temporary Construction Site Sign



Sign Style TM1.b

Temporary Construction Site Sign



NATIONWIDE CHILDREN'S

**NCH Master
Exterior Sign Standards**

Design Guidelines
Drawing Package

Marketing Signage

**Temporary Construction
Site Sign**

If you have questions
please consult with
NCH Interiors Team.

The purpose of these guidelines is to provide clarity and consistency with development of exterior signage. The sign vendor awarded the contract by Nationwide Children's Hospital (NCH) and its approved sub-contractors, accepts total responsibility for final control drawings, engineering, materials selection, and sign fabrication and installation based on latest state and federal building codes for each specific location.

NCH assumes no responsibility for final engineering, materials not specified herein, sign fabrication and installation, or use of any non-compliant NCH signs or products developed without prior written consent from NCH. NCH hereby disclaims any and all expressed or implied warranties if these drawings are used for any purpose other than to provide design direction to NCH sign contractors and their sub-contractors.

The drawings within this document are for the exclusive use of NCH. Any other use of these drawings, in whole or in part, without the prior written consent of NCH is prohibited.

Digitally printed vinyl overlay on 1/2" pressure treated plywood mounted on 4"X4" pressure treated posts painted white.

Note: NCH Interiors Team to confirm mounting configuration. Installation and material to be dependent upon location. i.e. wall surface PVC vinyl, fence mounting mesh vinyl.

Revision Date: **2025 0318**

Page **61**

Drawing No: **TM1**



Sign Style TM2.a
Temporary Construction Site Banner



Sign Style TM2.b
Temporary Construction Site Banner

Digitally printed logo and copy on 13 oz. white PVC banner material with grommets for mounting. Grommet spacing to be determined based on final banner size.

Note: NCH Interiors Team to confirm mounting configuration. Installation and material to be dependent upon location. i.e. wall surface PVC vinyl, fence mounting mesh vinyl.



**NCH Master
Exterior Sign Standards**

Design Guidelines
Drawing Package

Marketing Signage

**Temporary Construction
Site Banner**

If you have questions
please consult with
NCH Interiors Team.

The purpose of these guidelines is to provide clarity and consistency with development of exterior signage. The sign vendor awarded the contract by Nationwide Children's Hospital (NCH) and its approved sub-contractors, accepts total responsibility for final control drawings, engineering, materials selection, and sign fabrication and installation based on latest state and federal building codes for each specific location.

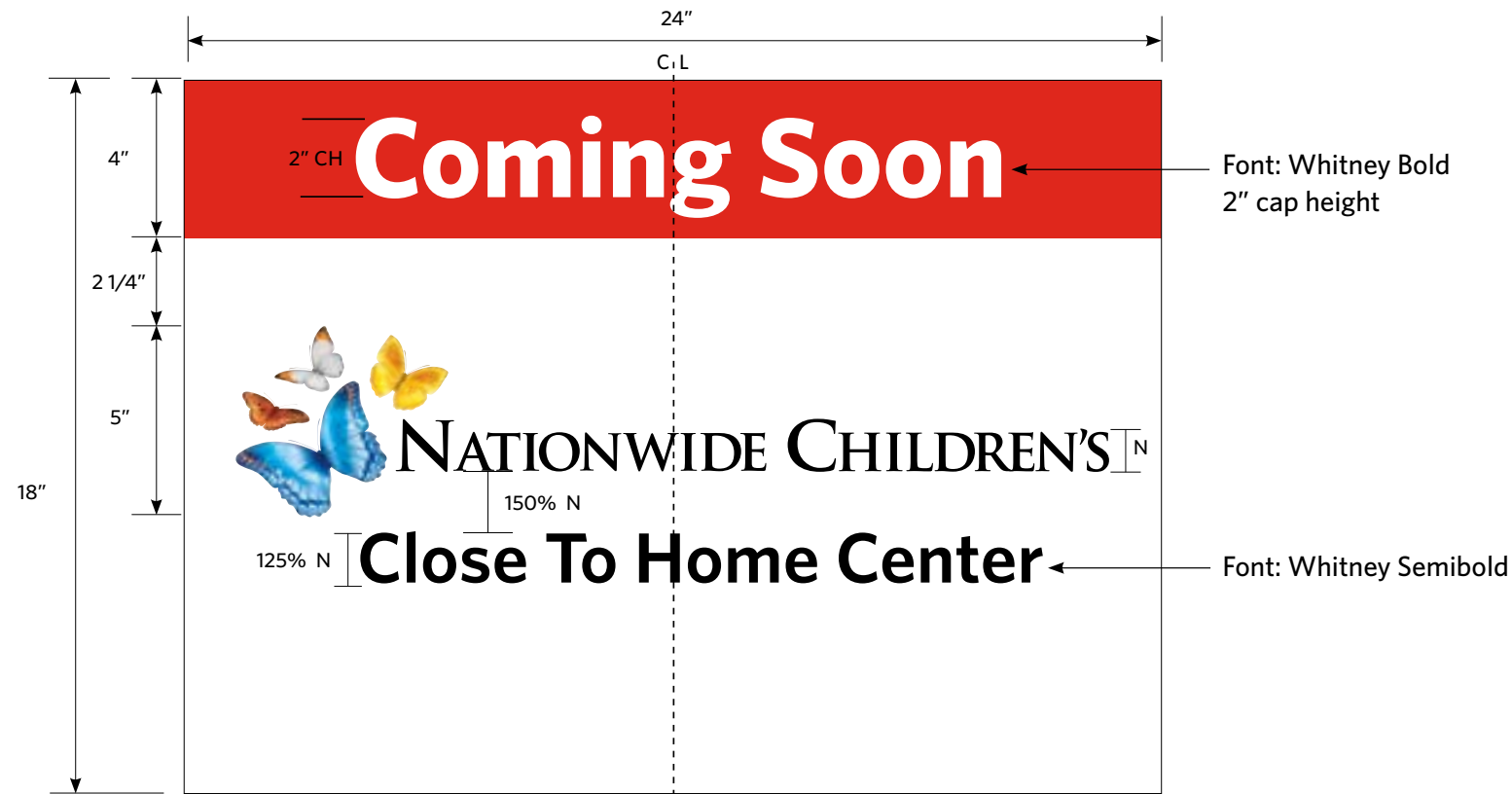
NCH assumes no responsibility for final engineering, materials not specified herein, sign fabrication and installation, or use of any non-compliant NCH signs or products developed without prior written consent from NCH. NCH hereby disclaims any and all expressed or implied warranties if these drawings are used for any purpose other than to provide design direction to NCH sign contractors and their sub-contractors.

The drawings within this document are for the exclusive use of NCH. Any other use of these drawings, in whole or in part, without the prior written consent of NCH is prohibited.

Revision Date: **2025 0318**

Page 62


Drawing No: **TM2**



Sign Style TM3.a
Temporary Construction Site Yard Sign



Sign Style TM3.b
Temporary Construction Site Yard Sign



NATIONWIDE CHILDREN'S

**NCH Master
Exterior Sign Standards**

Design Guidelines
Drawing Package

Marketing Signage

Temporary Yard Sign

If you have questions
please consult with
NCH Interiors Team.

The purpose of these guidelines is to provide clarity and consistency with development of exterior signage. The sign vendor awarded the contract by Nationwide Children's Hospital (NCH) and its approved sub-contractors, accepts total responsibility for final control drawings, engineering, materials selection, and sign fabrication and installation based on latest state and federal building codes for each specific location.

NCH assumes no responsibility for final engineering, materials not specified herein, sign fabrication and installation, or use of any non-compliant NCH signs or products developed without prior written consent from NCH. NCH hereby disclaims any and all expressed or implied warranties if these drawings are used for any purpose other than to provide design direction to NCH sign contractors and their sub-contractors.

The drawings within this document are for the exclusive use of NCH. Any other use of these drawings, in whole or in part, without the prior written consent of NCH is prohibited.

Digitally printed logo and copy on
4-mil white corrugated plastic sign
material mounted on wire stake.

**Note: NCH Interiors Team to confirm
mounting configuration.**

Revision Date: **2025 0318**

Page **63**

Drawing No: **TM3**